

PRESTIGE 2

2014/15




Description Erläuterungen	1
Cylinder + Keys Zylinder + Schlüssel	2
Case locks, cam locks and shooting bar locks Kasten-, Hebel- und Schubstangenschlösser	3
Espagnolette locks Drehstangenschlösser	4
Turn-handles Drehgriffe	5
Glass door locks Glastürschlösser	6
Sliding door locks Schiebetürschloss	7
Tambour locks Rolljalousieschlösser	8
Central locking systems Containerverschlüsse	9
Filing cabinet locks Karteischränkverschlüsse	10
Steel furniture locks Stahlmöbelschlösser	11
System components Systembauteile	12
Dial Lock e-solution	13
General terms and conditions Allgemeine Geschäftsbedingungen	14

Description

Erläuterungen




Application right
Anwendung rechts




Application left
Anwendung links



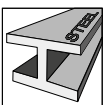
Application for drawers
Anwendung lad



Application for flaps
Anwendung kopflad



Right and left adjustable
Rechts und links einstellbar



Steel
Stahl



Rotation 180°
Drehrichtung 180°



Rotation 90°
Drehrichtung 90°



Black = closed
Schwarz = geschlossen



White = open
Weiß = geöffnet



Tool-less assembly
werkzeuglose Montage



Removal position



Entnahme position



Key retention
Schlüsselabzugssperre



Fixing material

3,5x15

Befestigungsmaterial

VE / BQ = Box quantity
Verpackungseinheit

MM /
MMQ = Minimum order quantity
Mindestbestellmenge



LGA-tested

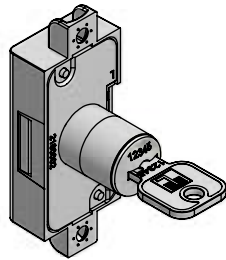
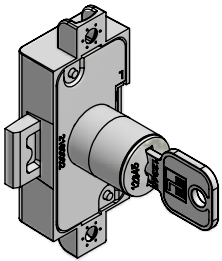
Description

Erläuterungen

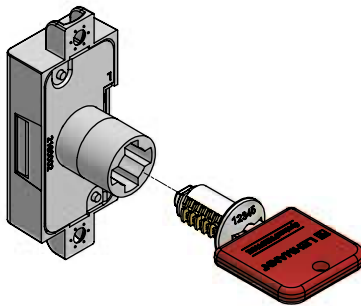
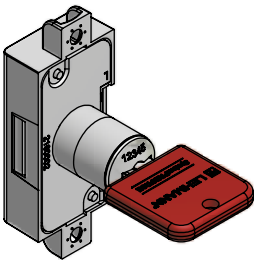
**Order-No.
Bestell-Nr.**
**BQ
VE**

Closed / Geschlossen

Open / Geöffnet



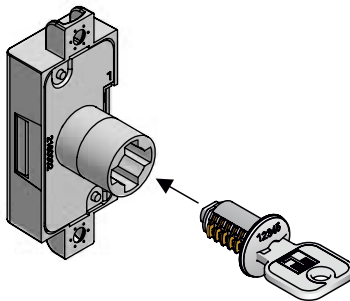
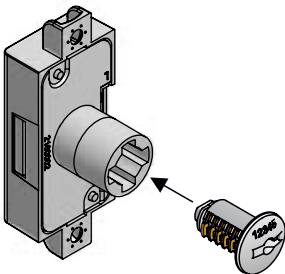
Removal / Demontage



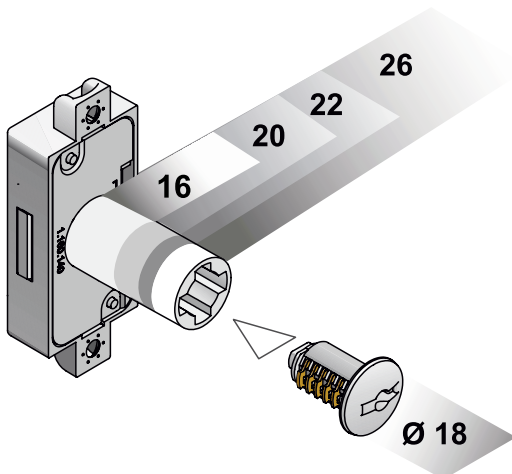
To be dismantled in opened position with removal key.

Demontage in geöffneter Position mit Demontageschlüssel.

Assembly / Montage



Cylinder lengths / Zylinderlänge



Basis Ø 18 mm

Cylinder lengths : 16 / 20 / 22 / 26 mm
Zylinderlänge: 16 / 20 / 22 / 26 mm

Description

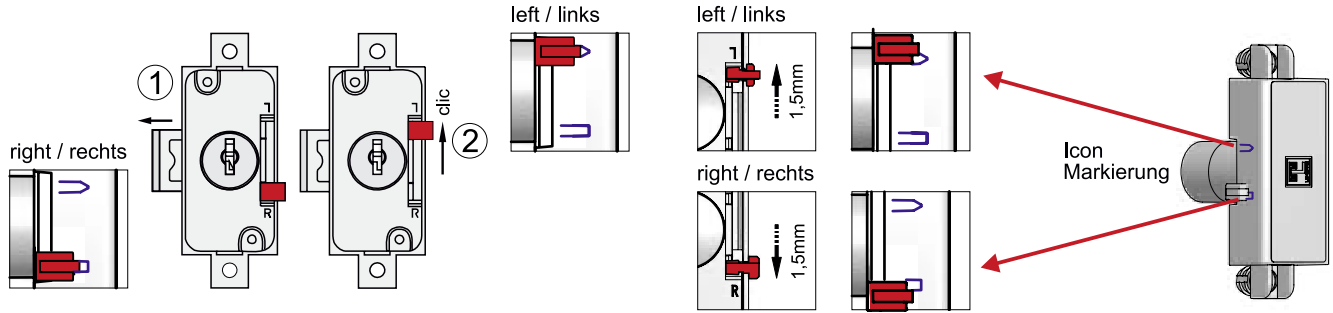
Erläuterungen

To adjust right – left / key retention

Einstellen rechts – links / Schlüsselabzugssperre

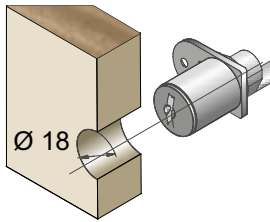
To adjust 550 / 750 right / left
Einstellen 550 / 750 rechts / links

To adjust key retention 550 / 750
Einstellen Schlüsselabzugssperre 550 / 750

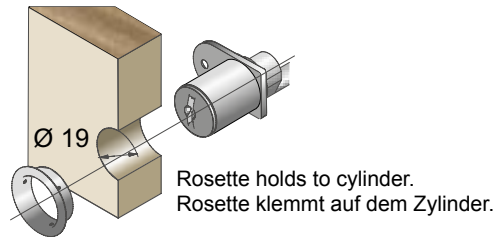


Drilling template with or without rosette / Bohrbild Schloss mit und ohne Rosette

Lock **without rosette**. Drilling \varnothing 18 mm
Schloss **ohne Rosette**. Bohrung \varnothing 18 mm



Lock **with rosette**. Drilling \varnothing 19 mm
Schloss **mit Rosette**. Bohrung \varnothing 19 mm



Advice / Hinweis

Advice:

It is generally possible to use LEHMANN locks and locking systems in combination with additional components from other manufacturers, however it is the responsibility of the furniture maker to ensure compatibility of all parts with each other.

Hinweis:

Die Verwendung unserer Schlösser und Schließsysteme in Kombination mit zusätzlichen Mechaniken anderer Hersteller ist grundsätzlich möglich, aber im Einzelfall durch den Verarbeiter auf Kompatibilität zu prüfen.

Care advice / Pflegehinweis

Care advice:

LEHMANN locks and fittings are manufactured to DIN EN 16014. Operating cycles and service life of cylinder lock systems for office furniture meet the requirements specified in DIN. All mechanical components – cylinder and key in particular – are subject to mechanical wear from daily use. To prolong their service life and maintain optimum action, we recommend treating them with Interflon Fin Super after every 5000 locking cycles or once a year with a Teflon-based synthetic lubricant, eg. Interflon Fin Super.

Pflegehinweis:

LEHMANN Schlösser und Beschläge werden nach DIN EN 16014 gefertigt. Bedienungszyklen und Lebensdauer der Zylinder-Büromöbelschloss-Systeme entsprechen den Anforderungen der DIN. Alle mechanischen Bauteile, speziell Zylinder und Schlüssel, unterliegen im täglichen Gebrauch einem mechanischen Verschleiß. Zur Optimierung der Lebensdauer und Erhaltung der optimalen Laufeigenschaften empfehlen wir alle 5000 Schließzyklen oder einmal jährlich die Pflege mit einem synthetischen Trockenschmiermittel mit Teflon®, z. B. Interflon Fin Super.

Description
**Order-No.
Bestell-Nr.**
**BQ
VE**

Erläuterungen


**nickel plated
vernickelt**

 Standard
Standard

 Electro-plated finish nickel
Galvanisch vernickelte Oberfläche

**black diamond
diamant schwarz**

 On request
Auf Anfrage

 Electro-plated finish nickel black
Galvanisch schwarz vernickelte Oberfläche

**nickel plated matt
matt vernickelt**

 On request
Auf Anfrage

 Electro-plated finish, for turn handles standard
Galvanische Oberfläche, Standard bei Drehknöpfen

**aluminium white
aluminium weiß**

 On request
Auf Anfrage

 Lacquered finish
Lackierte Oberfläche

**english brown
englisch braun**

 On request
Auf Anfrage

 Electro-plated finish
Galvanische Oberfläche

**brass plated
vermessingt**

 On request
Auf Anfrage

 Electro-plated finish
Galvanische Oberfläche

**gold plated
vergoldet**

 On request
Auf Anfrage

 Electro-plated finish
Galvanische Oberfläche

No updating service is provided for this catalogue. For the latest details on our products, please go to www.lehmann-locks.com where you will find the information you require.



Dieser Katalog unterliegt keinem Änderungsdienst. Aktuelle Informationen über unsere Produkte finden Sie im Internet unter: www.lehmann-locks.com Bei Bedarf informieren Sie sich dort.

NEW! NEU!

**chrome III
chrom III**

 On request
Auf Anfrage

 Electro-plated finish
Galvanische Oberfläche


Number Index

Suchregister

Order-No. Bestell-Nr.	Page Seite	Order-No. Bestell-Nr.	Page Seite	Order-No. Bestell-Nr.	Page Seite	Order-No. Bestell-Nr.	Page Seite
040014132	13.9	144161225	8.9	248350014	2.3	443130280	11.3
132824215	6.11	144162155	8.7	248350023	2.3	443130280	11.5
141466365	5.11	144162225	8.7	248350026	2.3	443247321	6.12
142972005	3.15	144212035	9.3	401904000	11.3	443247322	6.12
142972007	10.5	144212035	11.17	401904000	11.5	443301000	3.9
142972035	3.17	144272015	10.3	404107223	9.14	443710230	12.5
143011215	11.3	144272015	10.9	404107405	8.11	443710240	12.5
143021215	11.3	144282035	9.11	404209730	11.15	443711260	12.5
143044145	11.11	144292095	9.7	404246840	9.3	443711520	12.5
143044215	11.11	144372005	3.3	404246850	9.3	443713290	12.5
143092015	11.15	144642008	8.11	404747374	9.5	443713350	12.5
143092065	11.15	144712035	9.5	404747384	9.5	443714600	13.3
143111215	11.5	144712035	9.13	405104003	7.5	443714720	8.3
143121215	11.5	144792135	9.13	405108002	7.5	443714770	13.3
143144155	11.13	144880115	8.11	405809005	8.13	444150000	8.5
143144235	11.13	145012005	7.3	412918000	5.11	444150000	11.9
143151215	11.5	145122005	11.7	434106005	8.5	444161000	8.7
143161215	11.5	145142005	7.3	434106005	11.9	444161000	8.9
143192015	11.17	145152005	7.3	434106006	8.5	444165000	8.7
143192065	11.17	145807250	3.7	434106006	11.9	444515110	12.4
143204165	6.5	145842255	3.7	439520001	9.7	444516110	12.4
143214165	6.7	145902005	8.13	439520001	9.9	444810030	8.11
143224165	6.5	146602405	3.5	439520001	10.5	445940001	8.13
143262005	6.11	163372225	3.3	439520001	10.7	447510200	12.2
143702005	3.11	164302005	9.9	440060010	12.4	448270007	13.3
143754025	3.11	164302015	10.7	440500000	5.11	461902000	11.3
143754025	8.3	184010005	5.5	441800400	12.2	461902000	11.5
143972005	3.3	184110005	5.5	441807100	12.4	462800300	9.11
144152005	8.3	184410005	5.5	442211430	3.13	462800320	9.11
144152005	8.5	184710005	5.5	442211430	3.15	463910000	12.3
144152005	11.7	185100005	3.7	442920370	3.15	464105030	9.14
144152005	11.9	185910005	5.5	442920370	3.17	464105040	9.14
144152015	3.9	241823021	2.4	443011100	12.4	464105041	9.14
144161155	8.9	241823036	2.4	443014101	7.3	464105050	11.15

Number Index

Suchregister

Order-No. Bestell-Nr.	Page Seite	Order-No. Bestell-Nr.	Page Seite	Order-No. Bestell-Nr.	Page Seite	Order-No. Bestell-Nr.	Page Seite
464105070	9.15	510000503	6.12	547500540	4.4	1432120201	6.7
464105071	9.15	510000503	12.2	547500550	4.4	1432128006	6.7
464105072	9.15	540600430	3.13	547500570	4.4	1432021201	6.5
464105200	9.15	540600430	3.15	547500580	4.4	1432221201	6.5
464105220	9.15	540600430	10.5	547500585	6.12	1432422011	6.9
464155000	3.9	540600431	10.7	547500585	12.3	1432426021	6.9
464155000	8.3	540600432	3.17	549081001	5.9	1451522051	7.5
464155000	8.5	540800430	3.13	561176001	12.2	1455722150	3.5
464155000	11.7	540800430	3.15	562920411	10.5	1455922150	3.5
464155000	11.9	540800432	3.17	563843100	12.3	1475722000	10.11
464195080	9.15	541000430	3.13	573116150	6.3	1475722150	4.3
464251000	12.3	541000430	3.15	584021900	5.7	1475922150	4.3
464253000	12.3	541000432	3.17	584040000	5.9	4383118201	9.7
464405130	10.11	541000591	4.5	584121900	5.7	4383118211	9.7
464405140	10.11	541000591	10.11	584140000	5.9	4383118251	9.9
465515500	10.3	541000870	10.3	584421900	5.7	4383118861	10.5
465515510	10.3	541000870	10.9	584440000	5.9	4383118861	10.7
465515520	10.3	541085001	6.12	584721900	5.7	24230110001	2.6
465515520	10.9	541085001	12.2	584740000	5.9	24230110002	2.6
465515550	10.9	541200591	4.5	585107321	3.7	24230110003	2.7
465535500	10.9	542920410	3.13	585140000	3.7	24230110004	2.7
465940002	8.13	542920410	3.15	585921900	5.7	24230110005	2.8
469520002	9.7	542920410	3.17	585941000	5.9	24230110006	2.8
469520002	9.9	543200120	3.17	640171000	2.3	24230110014	2.10
469520002	10.5	543200120	6.12	640171310	2.3	24230110017	2.9
469520002	10.7	543200120	12.3	640171330	2.3	24230110018	2.10
481328000	5.11	545900001	8.13	645289958	2.12	24230110019	2.9
481340000	5.11	547400652	4.4	649289992	2.12	24320110018	2.11
481622241	5.11	547401613	4.4	649299992	2.3	24420110018	2.11
492803501	9.11	547401623	4.4	1420422001	3.13	64500190000	2.12
500000500	5.5	547490710	4.5	1431112015	6.3	64500190025	2.12
500000500	5.7	547491611	4.5	1431128001	6.3	3657124001001	13.5
500000504	13.7	547491621	4.5	1431128005	6.3	3657124002001	13.5
507500520	4.5	547500510	4.5	1432110201	6.7		

Opaline



The **Opaline** meets your requests.
A pad showing your logo, a special delivery service or a particular cylinder finish?
Find your own style and ask for your key.

For further information see chapter 2.

Der **Opaline** geht auf Ihre Wünsche ein.
Ein Pad mit Ihrem Logo, spezieller Lieferservice oder eine besondere Zylinderoberfläche?
Fragen Sie Ihren individuellen Schlüssel an.

Für weitere Informationen siehe Kapitel 2.

Description Erläuterungen	1
Cylinder + Keys Zylinder + Schlüssel	2
Case locks, cam locks and shooting bar locks Kasten-, Hebel- und Schubstangenschlösser	3
Espagnolette locks Drehstangenschlösser	4
Turn-handles Drehgriffe	5
Glass door locks Glastürschlösser	6
Sliding door locks Schiebetürschloss	7
Tambour locks Rolljalousieschlösser	8
Central locking systems Containerverschlüsse	9
Filing cabinet locks Karteischränkverschlüsse	10
Steel furniture locks Stahlmöbelschlösser	11
System components Systembauteile	12
Dial Lock e-solution	13
General terms and conditions Allgemeine Geschäftsbedingungen	14

Z 23 Ø 18

Cylinder + Keys
Zylinder + Schlüssel

General Master Key /
Gruppenhauptschlüssel

Operates combinations
of group HSA and HSB /
Betätigt die Schließungen
der Gruppen HSA und HSB

Master Key /
Hauptschlüssel

Operates combinations
of group A or B /
Betätigt die Schließungen
der Gruppen HSA oder HSB

Key /
Schließungsschlüssel

Double profile key /
Wendeschlüssel

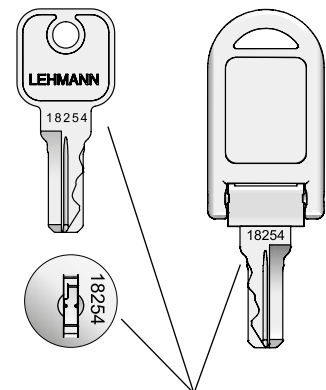
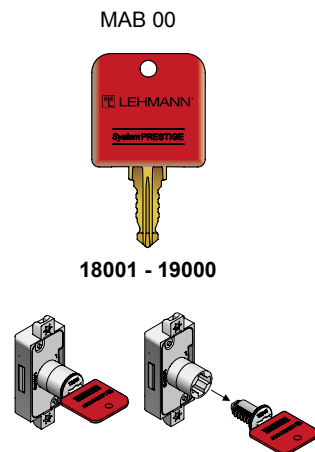
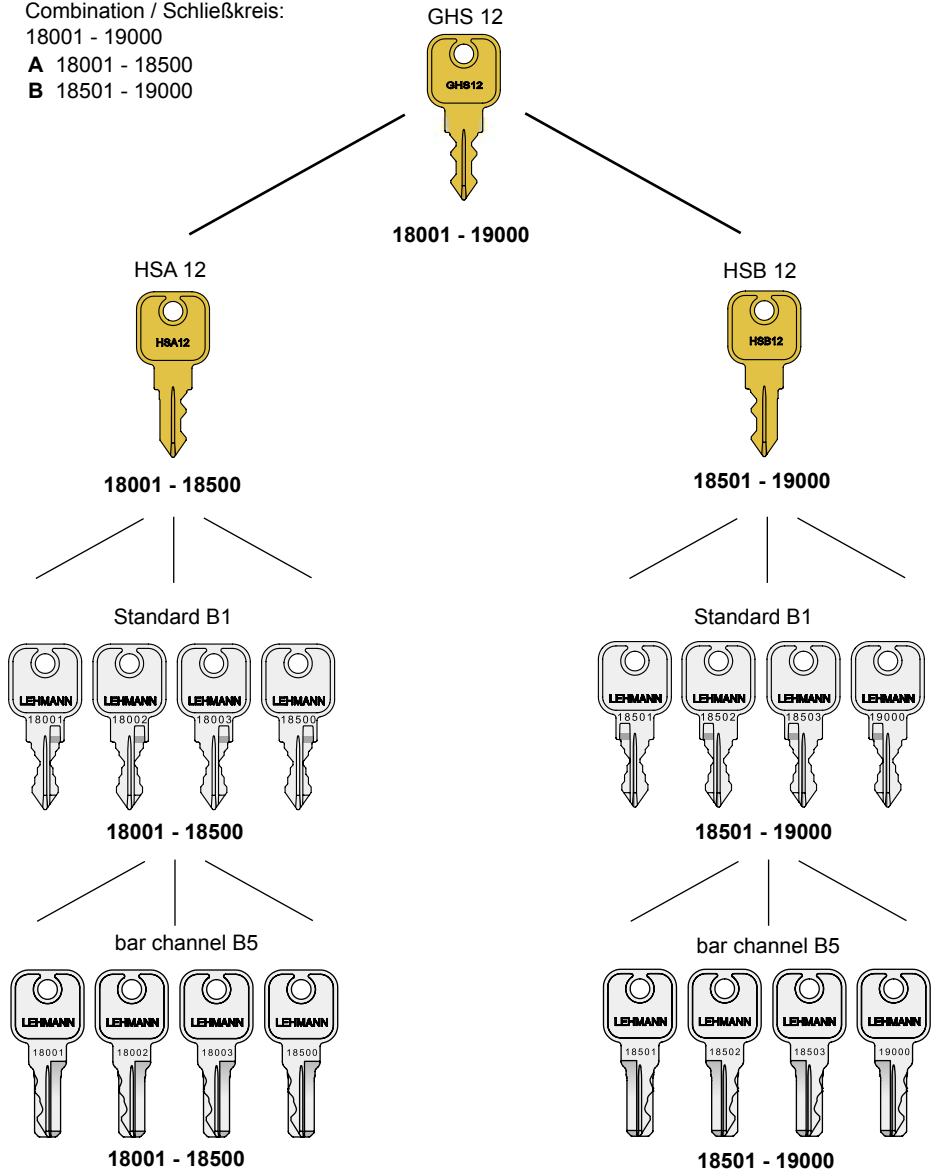
Key /
Schließungsschlüssel

Double profile key with
bar channel profile /
Wendeschlüssel mit
Flachbahnprofil

Removal Key /
Demontageschlüssel

To be dismantled in opened
position /
Demontagefunktion bei
geöffnetem Schloss

Combination / Schließkreis:
18001 - 19000
A 18001 - 18500
B 18501 - 19000



Keys and cylinder cores are numbered /
Schlüssel und Zylinder sind nummeriert

Z 23 Ø 18

Cylinder + Keys
Zylinder + Schlüssel



GHS 12
General Master Key
Gruppenhauptschlüssel



Order-No. Bestell-Nr.		BQ VE	MM MMQ
--------------------------	--	----------	-----------

640171000	18001-19000	1	
-----------	-------------	---	--



HSA 12 HSB 12
Master Key
Hauptschlüssel



640171310 A	18001-18500	1	
640171330 B	18501-19000	1	



MAB 00
Removal Key
Demontageschlüssel

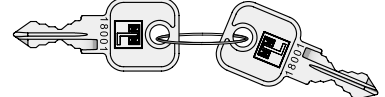
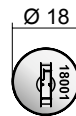


649299992	18001-19000		100
-----------	-------------	--	-----



B1.2 + B1.2

Cylinder with key set
Cylinder core including
Cylinder keys, keyed on a ring



Zylinder mit Schlüsselsatz
Zylinderkern und
Zylinderschlüssel mit
Zylinderschlüssel angeringt

Z23

B1.2

B1.2

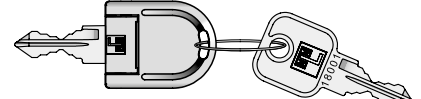
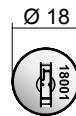
nickel plated / vernickelt

248350026	18001	Keyed alike in a box Gleichschließend im Karton	300	3000
248350023	18001-18020	Keyed to differ in a box Gemischt im Karton	300	1200



B1.10 + B1.2

Cylinder with key set
Cylinder core including
Cylinder flexy key with stan-
dard key, keyed on a ring



Zylinder mit Schlüsselsatz
Zylinderkern und
Zylinderkippschlüssel mit
Standardschlüssel angeringt

Z23

B1.10

B1.2

nickel plated / vernickelt

248350014	18001-18020	Keyed to differ in a box Gemischt im Karton	300	1200
-----------	-------------	--	-----	------

Variation, finishes on request / Varianten, Oberflächen auf Anfrage

Z 23 Ø 18

Cylinder + Keys
Zylinder + Schlüssel



B1+B1

Cylinder with key set

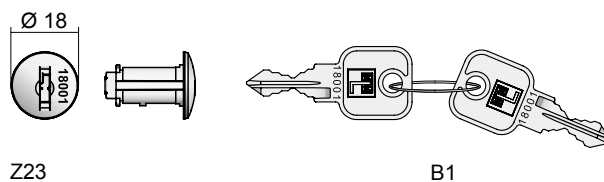
Cylinder core including standard keys, keyed on a ring

Zylinder mit Schlüsselsatz

Zylinderkern und Standardschlüssel mit Standardschlüssel angeringt

Order-No.
Bestell-Nr.

BQ
VE MM
MMQ



nickel plated / vernickelt

Order-No.	Combination	Description	BQ	MM
241823036	18001-18020	25 pieces per each combination keyed alike in a box	25	500
241823037	18001-18030		25	750
241823038	18001-18040	25 St. je Schließung gleichschließend im Karton	25	1000
241823039	18001-18050		25	1250
248350015	18001-18020	15 x 18001-18020 keyed to differ in a box je 15 x 18001-18020 gemischt im Karton	300	300
248350018	18001-18050	6 x 18001-18050 keyed to differ in a box je 6 x 18001-18050 gemischt im Karton	300	300
241823040	18001-18500	25 pieces per each combination keyed alike 25 St. gleichschließend je Schließung	25	25
248350024	18001-18500	1x 18001-18250 + 1x 18251-18500; 2 boxes à 250 pieces 1x 18001-18250 + 1x 18251-18500; 2 Karton à 250 St.	500	500
241823031	18001-18100	1x 18001-18100	100	100
241823032	18101-18200	1x 18101-18200	100	100
241823033	18201-18300	1x 18201-18300	100	100
241823034	18301-18400	1x 18301-18400	100	100
241823035	18401-18500	1x 18401-18500	100	100
241823029	18001-18500	1 piece per each combination packed in a poly bag as per plan in a box je 1 St. pro Schließung im Beutel nach Schließplan im Karton	1	10
241823030	18501-19000		1	10



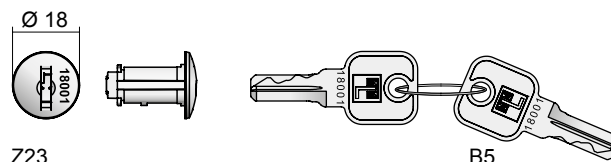
B5+B5

Cylinder with key set

Cylinder core including bar channel keys, keyed on a ring

Zylinder mit Schlüsselsatz

Zylinderkern und Flachbahnschlüssel mit Flachbahnschlüssel angeringt



nickel plated / vernickelt

Order-No.	Combination	Description	BQ	MM
241823021	18001-18020	25 pieces per each combination keyed alike in a box	25	500
241823022	18001-18030		25	750
241823023	18001-18040	25 St. je Schließung gleichschließend im Karton	25	1000
241823024	18001-18050		25	1250
248350019	18001-18020	15 x 18001-18020 keyed to differ in a box je 15 x 18001-18020 gemischt im Karton	300	300
248350022	18001-18050	6 x 18001-18050 keyed to differ in a box je 6 x 18001-18050 gemischt im Karton	300	300
241823026	18001-18500	25 pieces per each combination keyed alike 25 St. gleichschließend je Schließung	25	25
248350025	18001-18500	1x 18001-18250 + 1x 18251-18500; 2 boxes à 250 pieces 1x 18001-18250 + 1x 18251-18500; 2 Karton à 250 St.	500	500
241823016	18001-18100	1x 18001-18100	100	100
241823017	18101-18200	1x 18101-18200	100	100
241823018	18201-18300	1x 18201-18300	100	100
241823019	18301-18400	1x 18301-18400	100	100
241823020	18401-18500	1x 18401-18500	100	100
241823027	18001-18500	1 piece per each combination packed in a poly bag as per plan in a box je 1 St. pro Schließung im Beutel nach Schließplan im Karton	1	10
241823028	18501-19000		1	10

Variation, finishes on request / Varianten, Oberflächen auf Anfrage

... the perfect concept!

Outstanding function.

A quick click and the key of the **Flexy Key** disappears inside the flat key cover. Ideal on every key ring.

Flexy Key, pleasant to hold and functional in the furniture.

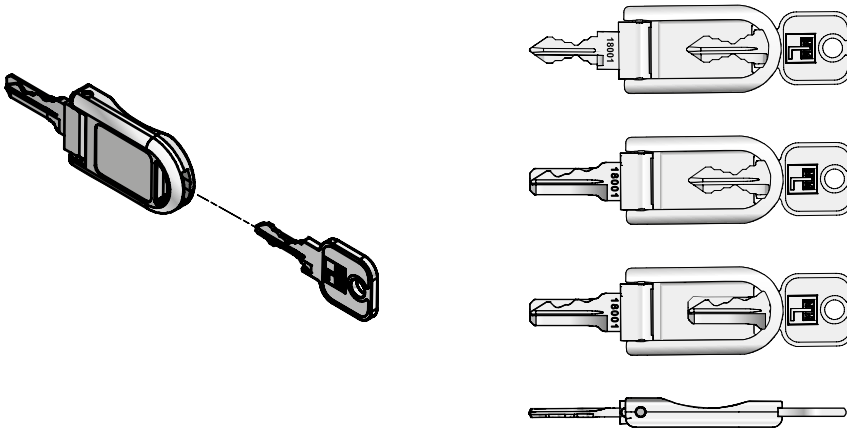
Funktion die überzeugt.

Eine kurzer Klick und der Schlüssel des **Flexy Keys** versteckt sich im flachen Griff. Einfach gut am Schlüsselbund.

Flexy Key, grifffreundlich und funktional am Möbel.



Spare key inserted in flexy key / Zweitschlüssel in Kippschlüssel eingesteckt

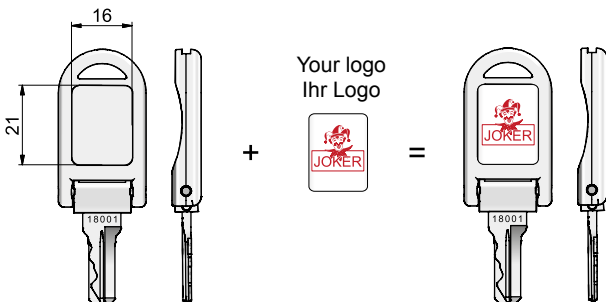


As variable as the name.

The Opaline collection in timelessly elegant design leaves nothing to be desired. In combination with opalescent surface and pleasantly soft logopads, the possibilities for design are endless without affecting furniture design.

So variabel wie der Name.

Die Opaline Collection im zeitlos eleganten Design lässt keine Wünsche offen. In Kombination mit der opalen Oberfläche und den angenehm weichen Logopads ist die Gestaltungsvielfalt grenzenlos ohne das Möbeldesign zu beeinträchtigen.



Pressed logo on request.
Gegessene Logos auf Anfrage möglich.

Pads are UV resistant and weather proof.
Die Pads sind UV und witterungsbeständig.

Variation, finishes on request / Varianten, Oberflächen auf Anfrage

Z 23 Ø 18

Cylinder + keys
Zylinder + Schlüssel



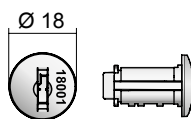
C1.00 + B1

Cylinder with key set

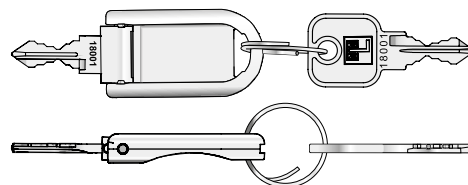
Cylinder core including standard flexy key with standard key, keyed on a ring

Zylinder mit Schlüsselsatz

Zylinderkern und Standardkippschlüssel mit Standardschlüssel angeringt



Z23



C1

B1

nickel plated / vernickelt				BQ	MMQ
Order-No.	Bestell-Nr.			VE	MM
24230110001	18001-18020			25	500
24230120001	18001-18030	25 pieces per each combination keyed alike in a box		25	750
24230130001	18001-18040	25 St. je Schließung gleichschließend im Karton		25	1000
24230140001	18001-18050			25	1250
24230150001	18001-18020	15 x 18001-18020 keyed to differ in a box je 15 x 18001-18020 gemischt im Karton		300	300
24230180001	18001-18050	6 x 18001-18050 keyed to differ in a box je 6 x 18001-18050 gemischt im Karton		300	300
24230030001	18001-18500	25 pieces per each combination keyed alike 25 St. gleichschließend je Schließung		25	25
24230230001	18001-18500	1x 18001-18250 + 1x 18251-18500; 2 boxes à 250 pieces 1x 18001-18250 + 1x 18251-18500; 2 Karton à 250 St.		500	500
24230060001	18001-18100	1x 18001-18100	per 100 pieces in a box zu 100 St. im Karton	100	100
24230070001	18101-18200	1x 18101-18200		100	100
24230080001	18201-18300	1x 18201-18300		100	100
24230090001	18301-18400	1x 18301-18400		100	100
24230100001	18401-18500	1x 18401-18500		100	100
24230040001	18001-18500	1 piece per each combination packed in a poly bag as per plan in a box je 1 St. pro Schließung im Beutel nach Schließplan im Karton		1	10
24230050001	18501-19000			1	10



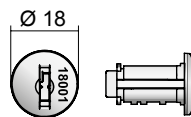
C1.50 + B1

Cylinder with key set

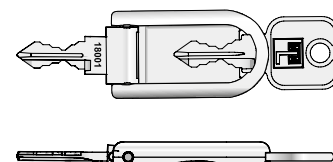
Cylinder core including standard key inserted in flexy key

Zylinder mit Schlüsselsatz

Zylinderkern und Standardkippschlüssel mit Standardschlüssel gesteckt



Z23



C1

B1

nickel plated / vernickelt				BQ	MMQ
Order-No.	Bestell-Nr.			VE	MM
24230110002	18001-18020			25	500
24230120002	18001-18030	25 pieces per each combination keyed alike in a box		25	750
24230130002	18001-18040	25 St. je Schließung gleichschließend im Karton		25	1000
24230140002	18001-18050			25	1250
24230150002	18001-18020	15 x 18001-18020 keyed to differ in a box je 15 x 18001-18020 gemischt im Karton		300	300
24230180002	18001-18050	6 x 18001-18050 keyed to differ in a box je 6 x 18001-18050 gemischt im Karton		300	300
24230030002	18001-18500	25 pieces per each combination keyed alike 25 St. gleichschließend je Schließung		25	25
24230230002	18001-18500	1x 18001-18250 + 1x 18251-18500; 2 boxes à 250 pieces 1x 18001-18250 + 1x 18251-18500; 2 Karton à 250 St.		500	500
24230060002	18001-18100	1x 18001-18100	per 100 pieces in a box zu 100 St. im Karton	100	100
24230070002	18101-18200	1x 18101-18200		100	100
24230080002	18201-18300	1x 18201-18300		100	100
24230090002	18301-18400	1x 18301-18400		100	100
24230100002	18401-18500	1x 18401-18500		100	100
24230040002	18001-18500	1 piece per each combination packed in a poly bag as per plan in a box je 1 St. pro Schließung im Beutel nach Schließplan im Karton		1	10
24230050002	18501-19000			1	10

Variation, finishes on request / Varianten, Oberflächen auf Anfrage

Z 23 Ø 18

Cylinder + keys
Zylinder + Schlüssel



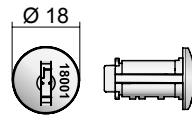
C5.00 + B1

Cylinder with key set

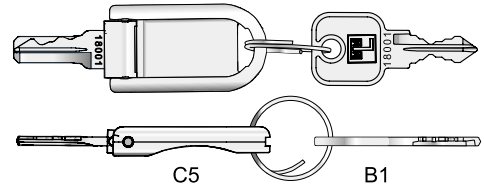
Cylinder core including
bar channel flexy key with
standard key, keyed on a ring

Zylinder mit Schlüsselsatz

Zylinderkern und
Flachbahnkippschlüssel mit
Standardschlüssel angeringt



Z23



C5

B1

nickel plated / vernickelt

Order-No. Bestell-Nr.	Order-No. Bestell-Nr.	Order-No. Bestell-Nr.	BQ VE
24230110003	18001-18020	25 pieces per each combination keyed alike in a box	25 500
24230120003	18001-18030		25 750
24230130003	18001-18040	25 St. je Schließung gleichschließend im Karton	25 1000
24230140003	18001-18050		25 1250
24230150003	18001-18020	15 x 18001-18020 keyed to differ in a box je 15 x 18001-18020 gemischt im Karton	300 300
24230180003	18001-18050	6 x 18001-18050 keyed to differ in a box je 6 x 18001-18050 gemischt im Karton	300 300
24230030003	18001-18500	25 pieces per each combination keyed alike 25 St. gleichschließend je Schließung	25 25
24230230003	18001-18500	1x 18001-18250 + 1x 18251-18500; 2 boxes à 250 pieces 1x 18001-18250 + 1x 18251-18500; 2 Karton à 250 St.	500 500
24230060003	18001-18100	per 100 pieces in a box zu 100 St. im Karton	100 100
24230070003	18101-18200		100 100
24230080003	18201-18300		100 100
24230090003	18301-18400		100 100
24230100003	18401-18500		100 100
24230040003	18001-18500	1 piece per each combination packed in a poly bag as per plan in a box je 1 St. pro Schließung im Beutel nach Schließplan im Karton	1 10
24230050003	18501-19000		1 10



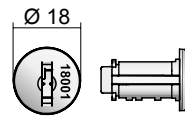
C5.50 + B1

Cylinder with key set

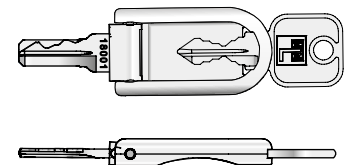
Cylinder core including
standard key inserted in
bar channel flexy key

Zylinder mit Schlüsselsatz

Zylinderkern und
Flachbahnkippschlüssel mit
Standardschlüssel gesteckt



Z23



C5

B1

nickel plated / vernickelt

Order-No. Bestell-Nr.	Order-No. Bestell-Nr.	Order-No. Bestell-Nr.	BQ VE
24230110004	18001-18020	25 pieces per each combination keyed alike in a box	25 500
24230120004	18001-18030		25 750
24230130004	18001-18040	25 St. je Schließung gleichschließend im Karton	25 1000
24230140004	18001-18050		25 1250
24230150004	18001-18020	15 x 18001-18020 keyed to differ in a box je 15 x 18001-18020 gemischt im Karton	300 300
24230180004	18001-18050	6 x 18001-18050 keyed to differ in a box je 6 x 18001-18050 gemischt im Karton	300 300
24230030004	18001-18500	25 pieces per each combination keyed alike 25 St. gleichschließend je Schließung	25 25
24230230004	18001-18500	1x 18001-18250 + 1x 18251-18500; 2 boxes à 250 pieces 1x 18001-18250 + 1x 18251-18500; 2 Karton à 250 St.	500 500
24230060004	18001-18100	per 100 pieces in a box zu 100 St. im Karton	100 100
24230070004	18101-18200		100 100
24230080004	18201-18300		100 100
24230090004	18301-18400		100 100
24230100004	18401-18500		100 100
24230040004	18001-18500	1 piece per each combination packed in a poly bag as per plan in a box je 1 St. pro Schließung im Beutel nach Schließplan im Karton	1 10
24230050004	18501-19000		1 10

Variation, finishes on request / Varianten, Oberflächen auf Anfrage

Z 23 Ø 18

Cylinder + keys
Zylinder + Schlüssel



C5.00 + B5

Cylinder with key set

Cylinder core including
bar channel flexy key with
bar channel key,
keyed on a ring

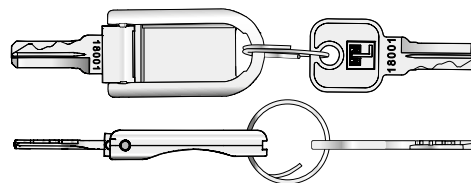
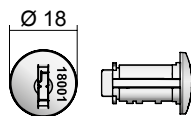
Zylinder mit Schlüsselsatz

Zylinderkern und
Flachbahnkippschlüssel mit
Flachbahnschlüssel angeringt

Order-No.
Bestell-Nr.

BQ
VE

MMQ
MM



nickel plated / vernickelt	Z23		C5	B5
24230110005	18001-18020	25 pieces per each combination keyed alike in a box	25	500
24230120005	18001-18030		25	750
24230130005	18001-18040	25 St. je Schließung gleichschließend im Karton	25	1000
24230140005	18001-18050		25	1250
24230150005	18001-18020	15 x 18001-18020 keyed to differ in a box je 15 x 18001-18020 gemischt im Karton	300	300
24230180005	18001-18050	6 x 18001-18050 keyed to differ in a box je 6 x 18001-18050 gemischt im Karton	300	300
24230030005	18001-18500	25 pieces per each combination keyed alike 25 St. gleichschließend je Schließung	25	25
24230230005	18001-18500	1x 18001-18250 + 1x 18251-18500; 2 boxes à 250 pieces 1x 18001-18250 + 1x 18251-18500; 2 Karton à 250 St.	500	500
24230060005	18001-18100	1x 18001-18100	per 100 pieces in a box zu 100 St. im Karton	100
24230070005	18101-18200	1x 18101-18200		100
24230080005	18201-18300	1x 18201-18300		100
24230090005	18301-18400	1x 18301-18400		100
24230100005	18401-18500	1x 18401-18500		100
24230040005	18001-18500	1 piece per each combination packed in a poly bag as per plan in a box je 1 St. pro Schließung im Beutel nach Schließplan im Karton	1	10
24230050005	18501-19000		1	10



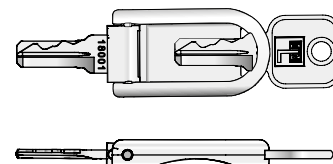
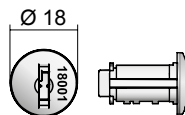
C5.50 + B5

Cylinder with key set

Cylinder core including
bar channel key inserted
in bar channel flexy key

Zylinder mit Schlüsselsatz

Zylinderkern und
Flachbahnkippschlüssel mit
Flachbahnschlüssel gesteckt



nickel plated / vernickelt	Z23		C5	B5
24230110006	18001-18020	25 pieces per each combination keyed alike in a box	25	500
24230120006	18001-18030		25	750
24230130006	18001-18040	25 St. je Schließung gleichschließend im Karton	25	1000
24230140006	18001-18050		25	1250
24230150006	18001-18020	15 x 18001-18020 keyed to differ in a box je 15 x 18001-18020 gemischt im Karton	300	300
24230180006	18001-18050	6 x 18001-18050 keyed to differ in a box je 6 x 18001-18050 gemischt im Karton	300	300
24230030006	18001-18500	25 pieces per each combination keyed alike 25 St. gleichschließend je Schließung	25	25
24230230006	18001-18500	1x 18001-18250 + 1x 18251-18500; 2 boxes à 250 pieces 1x 18001-18250 + 1x 18251-18500; 2 Karton à 250 St.	500	500
24230060006	18001-18100	1x 18001-18100	per 100 pieces in a box zu 100 St. im Karton	100
24230070006	18101-18200	1x 18101-18200		100
24230080006	18201-18300	1x 18201-18300		100
24230090006	18301-18400	1x 18301-18400		100
24230100006	18401-18500	1x 18401-18500		100
24230040006	18001-18500	1 piece per each combination packed in a poly bag as per plan in a box je 1 St. pro Schließung im Beutel nach Schließplan im Karton	1	10
24230050006	18501-19000		1	10

Variation, finishes on request / Varianten, Oberflächen auf Anfrage

Z 23 Ø 18

Cylinder + keys
Zylinder + Schlüssel



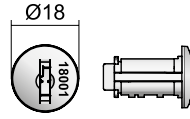
C5.00 + B1

Cylinder with key set

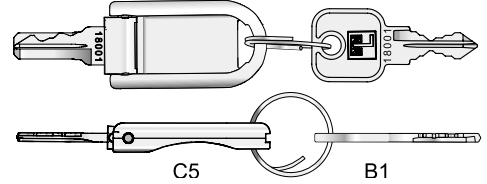
Cylinder core including
bar channel flexy key with
standard key, keyed on a ring

Zylinder mit Schlüsselsatz

Zylinderkern und
Flachbahnkippschlüssel mit
Standardschlüssel angeringt



Z23



C5

B1

Order-No. Bestell-Nr.	BQ VE
--------------------------	----------

nickel plated / vernickelt • translucent / transluzent				
24230110017	18001-18020	25 pieces per each combination keyed alike in a box	25	500
24230120017	18001-18030		25	750
24230130017	18001-18040	25 St. je Schließung gleichschließend im Karton	25	1000
24230140017	18001-18050		25	1250
24230150017	18001-18020	15 x 18001-18020 keyed to differ in a box je 15 x 18001-18020 gemischt im Karton	300	300
24230180017	18001-18050	6 x 18001-18050 keyed to differ in a box je 6 x 18001-18050 gemischt im Karton	300	300
24230030017	18001-18500	25 pieces per each combination keyed alike 25 St. gleichschließend je Schließung	25	25
24230230017	18001-18500	1x 18001-18250 + 1x 18251-18500; 2 boxes à 250 pieces 1x 18001-18250 + 1x 18251-18500; 2 Karton à 250 St.	500	500
24230060017	18001-18100	1x 18001-18100	100	100
24230070017	18101-18200	1x 18101-18200	100	100
24230080017	18201-18300	1x 18201-18300	100	100
24230090017	18301-18400	1x 18301-18400	100	100
24230100017	18401-18500	1x 18401-18500	100	100
24230040017	18001-18500	1 piece per each combination packed in a poly bag as per plan in a box je 1 St. pro Schließung im Beutel nach Schließplan im Karton	1	10
24230050017	18501-19000		1	10



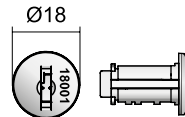
C5.50 + B1

Cylinder with key set

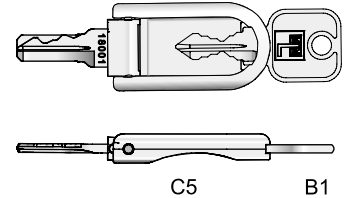
Cylinder core including
standard key inserted in
bar channel flexy key

Zylinder mit Schlüsselsatz

Zylinderkern und
Flachbahnkippschlüssel mit
Standardschlüssel gesteckt



Z23



C5

B1

nickel plated / vernickelt • translucent / transluzent				
24230110019	18001-18020	25 pieces per each combination keyed alike in a box	25	500
24230120019	18001-18030		25	750
24230130019	18001-18040	25 St. je Schließung gleichschließend im Karton	25	1000
24230140019	18001-18050		25	1250
24230150019	18001-18020	15 x 18001-18020 keyed to differ in a box je 15 x 18001-18020 gemischt im Karton	300	300
24230180019	18001-18050	6 x 18001-18050 keyed to differ in a box je 6 x 18001-18050 gemischt im Karton	300	300
24230030019	18001-18500	25 pieces per each combination keyed alike 25 St. gleichschließend je Schließung	25	25
24230230019	18001-18500	1x 18001-18250 + 1x 18251-18500; 2 boxes à 250 pieces 1x 18001-18250 + 1x 18251-18500; 2 Karton à 250 St.	500	500
24230060019	18001-18100	1x 18001-18100	100	100
24230070019	18101-18200	1x 18101-18200	100	100
24230080019	18201-18300	1x 18201-18300	100	100
24230090019	18301-18400	1x 18301-18400	100	100
24230100019	18401-18500	1x 18401-18500	100	100
24230040019	18001-18500	1 piece per each combination packed in a poly bag as per plan in a box je 1 St. pro Schließung im Beutel nach Schließplan im Karton	1	10
24230050019	18501-19000		1	10

Variation, finishes on request / Varianten, Oberflächen auf Anfrage

Z23 Ø 18

Cylinder + keys
Zylinder + Schlüssel



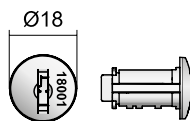
C5.00 + B5

Cylinder with key set

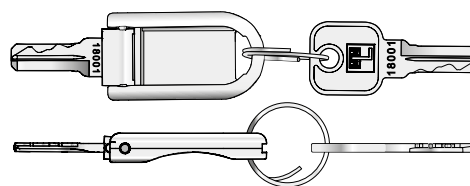
Cylinder core including
bar channel flexy key with
bar channel key,
keyed on a ring

Zylinder mit Schlüsselsatz

Zylinderkern und
Flachbahnkippschlüssel mit
Flachbahnschlüssel angeringt



Z23



C5

B5

Order-No. Bestell-Nr.			BQ VE	MMQ MM
nickel plated / vernickelt • translucent / transluzent				
24230110018	18001-18020	25 pieces per each combination keyed alike in a box	25	500
24230120018	18001-18030		25	750
24230130018	18001-18040	25 St. je Schließung gleichschließend im Karton	25	1000
24230140018	18001-18050		25	1250
24230150018	18001-18020	15 x 18001-18020 keyed to differ in a box je 15 x 18001-18020 gemischt im Karton	300	300
24230180018	18001-18050	6 x 18001-18050 keyed to differ in a box je 6 x 18001-18050 gemischt im Karton	300	300
24230030018	18001-18500	25 pieces per each combination keyed alike 25 St. gleichschließend je Schließung	25	25
24230230018	18001-18500	1x 18001-18250 + 1x 18251-18500; 2 boxes à 250 pieces 1x 18001-18250 + 1x 18251-18500; 2 Karton à 250 St.	500	500
24230060018	18001-18100	1x 18001-18100	100	100
24230070018	18101-18200	1x 18101-18200	per 100 pieces in a box zu 100 St. im Karton	100
24230080018	18201-18300	1x 18201-18300		100
24230090018	18301-18400	1x 18301-18400	100	100
24230100018	18401-18500	1x 18401-18500	100	100
24230040018	18001-18500	1 piece per each combination packed in a poly bag as per plan in a box je 1 St. pro Schließung im Beutel nach Schließplan im Karton	1	10
24230050018	18501-19000		1	10



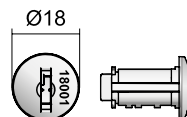
C5.50 + B5

Cylinder with key set

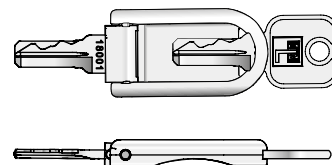
Cylinder core including
bar channel key inserted
in bar channel flexy key

Zylinder mit Schlüsselsatz

Zylinderkern und
Flachbahnkippschlüssel mit
Flachbahnschlüssel gesteckt



Z23



C5

B5

Order-No. Bestell-Nr.			BQ VE	MMQ MM
nickel plated / vernickelt • translucent / transluzent				
24230110014	18001-18020	25 pieces per each combination keyed alike in a box	25	500
24230120014	18001-18030		25	750
24230130014	18001-18040	25 St. je Schließung gleichschließend im Karton	25	1000
24230140014	18001-18050		25	1250
24230150014	18001-18020	15 x 18001-18020 keyed to differ in a box je 15 x 18001-18020 gemischt im Karton	300	300
24230180014	18001-18050	6 x 18001-18050 keyed to differ in a box je 6 x 18001-18050 gemischt im Karton	300	300
24230030014	18001-18500	25 pieces per each combination keyed alike 25 St. gleichschließend je Schließung	25	25
24230230014	18001-18500	1x 18001-18250 + 1x 18251-18500; 2 boxes à 250 pieces 1x 18001-18250 + 1x 18251-18500; 2 Karton à 250 St.	500	500
24230060014	18001-18100	1x 18001-18100	100	100
24230070014	18101-18200	1x 18101-18200	per 100 pieces in a box zu 100 St. im Karton	100
24230080014	18201-18300	1x 18201-18300		100
24230090014	18301-18400	1x 18301-18400	100	100
24230100014	18401-18500	1x 18401-18500	100	100
24230040014	18001-18500	1 piece per each combination packed in a poly bag as per plan in a box je 1 St. pro Schließung im Beutel nach Schließplan im Karton	1	10
24230050014	18501-19000		1	10

Variation, finishes on request / Varianten, Oberflächen auf Anfrage

Z32

Cylinder + keys
Zylinder + Schlüssel



C5.00 + B5

Cylinder with key set

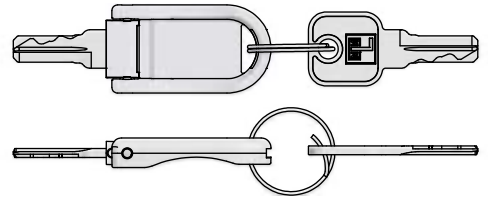
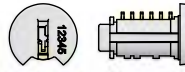
Cylinder core including bar
channel flexy key with bar
channel key, keyed on a ring

Zylinder mit Schlüsselsatz

Zylinderkern und
Flachbahnkippschlüssel mit
Flachbahnschlüssel angeringt

Order-No.
Bestell-Nr.

BQ
VE



nickel plated / vernickelt • translucent / transluzent

24320110018	18001-18020	25 pieces per each combination keyed alike in a box	25	500
24320140018	18001-18050	25 St. je Schließung gleichschließend im Karton	25	1250
24320180018	18001-18050	6 x 18001-18050 keyed to differ in a box je 6 x 18001-18050 gemischt im Karton	300	300

Z42

Cylinder + keys
Zylinder + Schlüssel



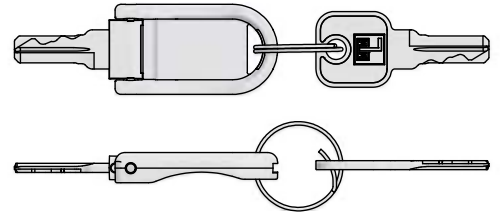
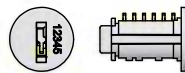
C5.00 + B5

Cylinder with key set

Cylinder core including bar
channel flexy key with bar
channel key, keyed on a ring

Zylinder mit Schlüsselsatz

Zylinderkern und
Flachbahnkippschlüssel mit
Flachbahnschlüssel angeringt



nickel plated / vernickelt • translucent / transluzent

24420110018	18001-18020	25 pieces per each combination keyed alike in a box	25	500
24420140018	18001-18050	25 St. je Schließung gleichschließend im Karton	25	1250
24420180018	18001-18050	6 x 18001-18050 keyed to differ in a box je 6 x 18001-18050 gemischt im Karton	300	300

Variation, finishes on request / Varianten, Oberflächen auf Anfrage

Spare key

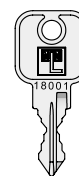
Spare key single
Ersatz-Nachschlüssel lose



B1
Standard key
Standardschlüssel

Order-No.
Bestell-Nr.

BQ
VE



B1

		nickel plated / vernickelt	
649289992	18001-18500	10 pieces keyed alike as per locking plan packed in a poly bag je 10 St. gleichschließend im Beutel nach Schließplan Karton	10 10
649289993	18501-19000		10 10
649289988	18001-18500	1 piece per locking plan packed in a poly bag	1 1
649289989	18501-19000	je 1 St. im Beutel nach Schließplan	1 1



B5
Bar channel key
Flachbahnschlüssel



B5

		nickel plated / vernickelt	
645289958	18001-18500	10 pieces keyed alike as per locking plan packed in a poly bag je 10 St. gleichschließend im Beutel nach Schließplan Karton	10 10
645289957	18501-19000		10 10
645289960	18001-18500	1 piece per locking plan packed in a poly bag	1 1
645289959	18501-19000	je 1 St. im Beutel nach Schließplan	1 1



C5
Bar channel flexy key
Flachbahnkippschlüssel

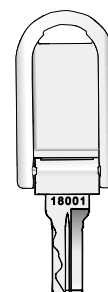


C5

		nickel plated / vernickelt	
64500190000	18001-18500	10 pieces keyed alike as per locking plan packed in a poly bag je 10 St. gleichschließend im Beutel nach Schließplan Karton	10 10
64500200000	18501-19000		10 10
64500210000	18001-18500	1 piece per locking plan packed in a poly bag	1 1
64500220000	18501-19000	je 1 St. im Beutel nach Schließplan	1 1



C5
Bar channel flexy key
Flachbahnkippschlüssel



C5

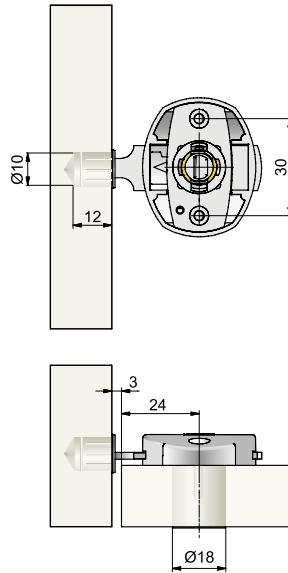
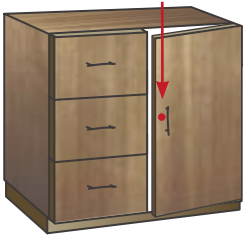
		translucent / transluzent	
64500190025	18001-18500	10 pieces keyed alike as per locking plan packed in a poly bag je 10 St. gleichschließend im Beutel nach Schließplan Karton	10 10
64500200025	18501-19000		10 10
64500210025	18001-18500	1 piece per locking plan packed in a poly bag	1 1
64500220025	18501-19000	je 1 St. im Beutel nach Schließplan	1 1

Variation, finishes on request / Varianten, Oberflächen auf Anfrage

Description Erläuterungen	1
Cylinder + Keys Zylinder + Schlüssel	2
Case locks, cam locks and shooting bar locks Kasten-, Hebel- und Schubstangenschlösser	3
Espagnolette locks Drehstangenschlösser	4
Turn-handles Drehgriffe	5
Glass door locks Glastürschlösser	6
Sliding door locks Schiebetürschloss	7
Tambour locks Rolljalousieschlösser	8
Central locking systems Containerverschlüsse	9
Filing cabinet locks Karteischränkverschlüsse	10
Steel furniture locks Stahlmöbelschlösser	11
System components Systembauteile	12
Dial Lock e-solution	13
General terms and conditions Allgemeine Geschäftsbedingungen	14

Type 331

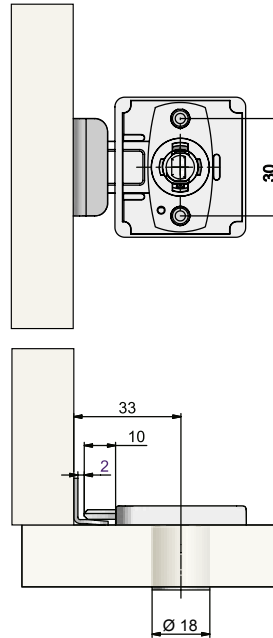
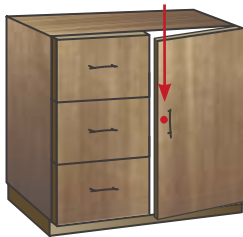
Application example
Anwendungsbeispiel



Socket 012 (see chapter 6)
Arretierungshülse 012 (siehe Kapitel 6)

Type 391

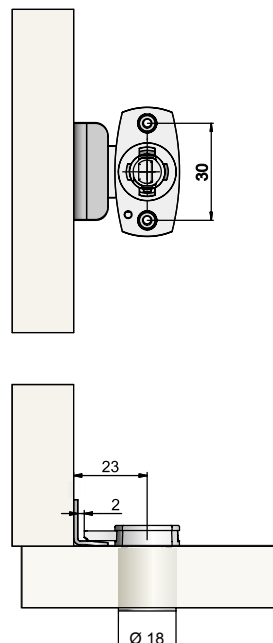
Application example
Anwendungsbeispiel



Striker plate 3011 (see chapter 12)
Anschlagwinkel 3011 (siehe Kapitel 12)

Type 431

Application example
Anwendungsbeispiel



Striker plate 3011 (see chapter 12)
Anschlagwinkel 3011 (siehe Kapitel 12)

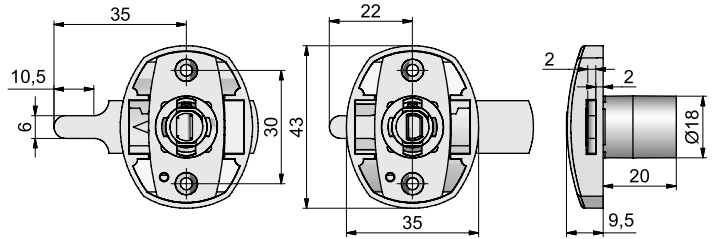
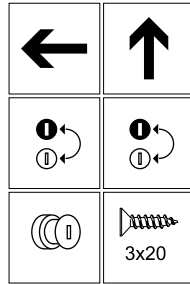
Type 331

Order-No.
Bestell-Nr.

BQ
VE



Case lock 331
Kastenschloss 331

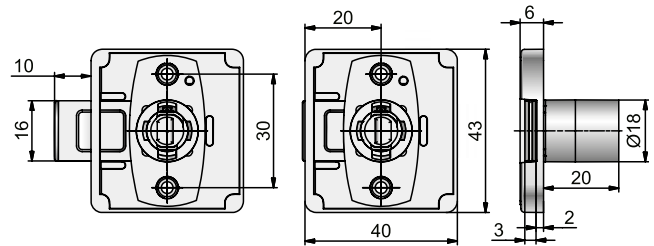
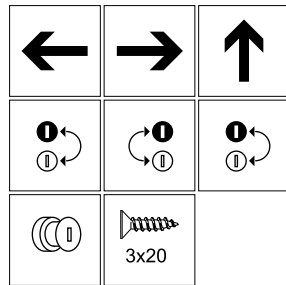


163372225	←	20 mm	Plastic black / Kunststoffschwarz	50
163372227	↑	20 mm	Plastic black / Kunststoffschwarz	50

Type 391



Case lock 391
Kastenschloss 391

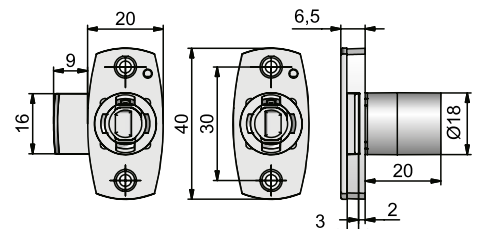
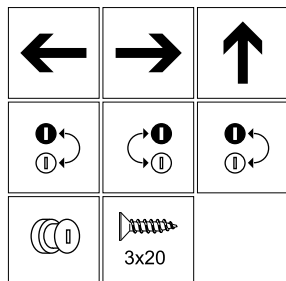


143972005	←	20 mm	nickel plated / vernickelt	100
143972006	→	20 mm	nickel plated / vernickelt	100
143972007	↑	20 mm	nickel plated / vernickelt	100

Type 431



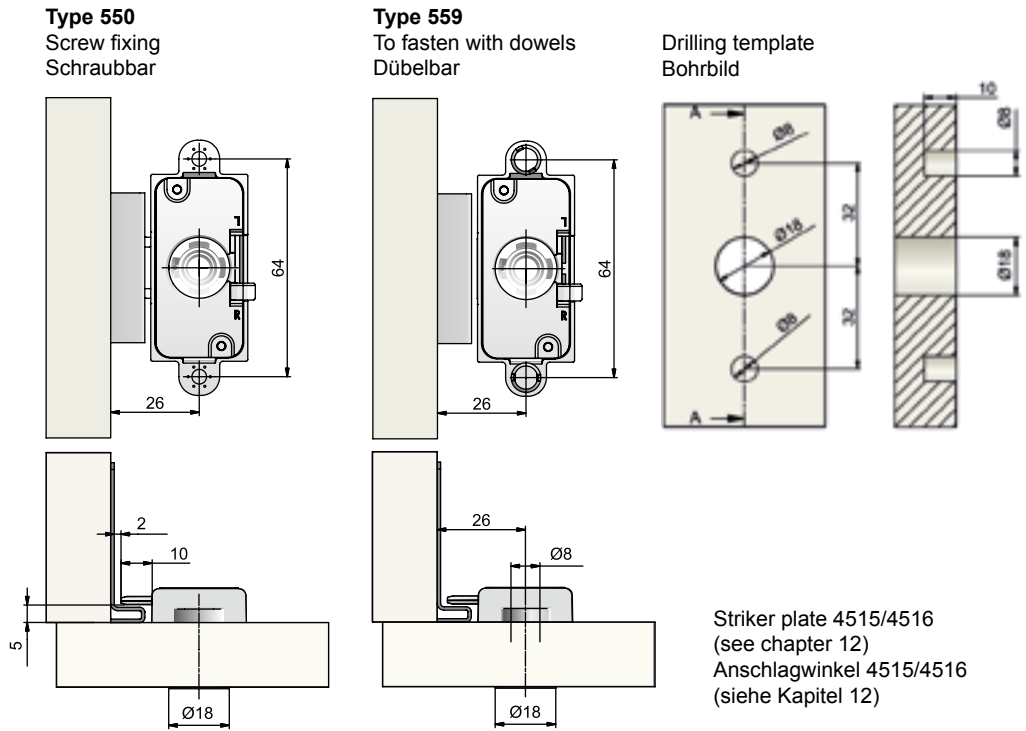
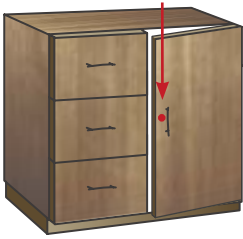
Case lock 431
Kastenschloss 431



144372005	←	10 mm	nickel plated / vernickelt	50
144372006	→	10 mm	nickel plated / vernickelt	50
144372007	↑	10 mm	nickel plated / vernickelt	50

Type 550/559

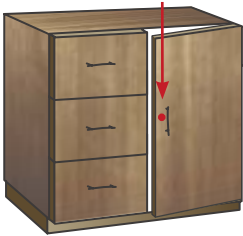
Application example
Anwendungsbeispiel



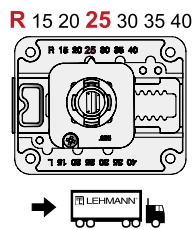
Included key retention / Schlüsselabzugssperre integriert

Type 660

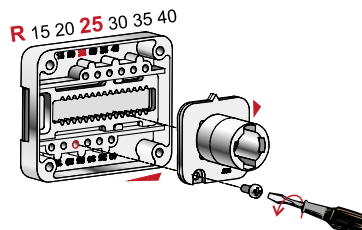
Information



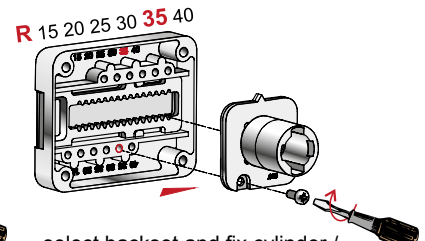
Adjusting backset / Dornmaß verstellen



Supplied ex-works
backset 25 /
Ab Werk Dornmaß 25

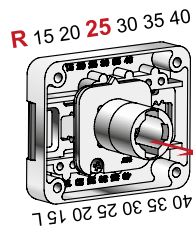


Remove cylinder /
Zylinderteil demontieren

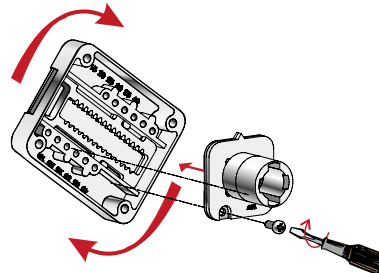


select backset and fix cylinder /
Dornmaß wählen, Zylinderteil montieren

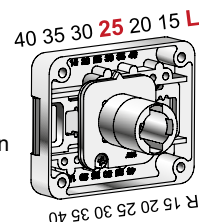
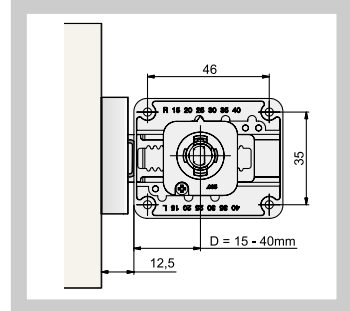
Adjusting, right or left / Einstellen, rechts oder links



Remove cylinder /
Zylinderteil demontieren



Rotate by 180° / Schlosskasten um 180° drehen
Select backset and fix cylinder /
Dornmaß wählen u. Zylinderteil montieren



ready /
fertig

Striker plate Type 4515 + Type 4516 / Schließwinkel (see chapter 12 / siehe Kapitel 12)

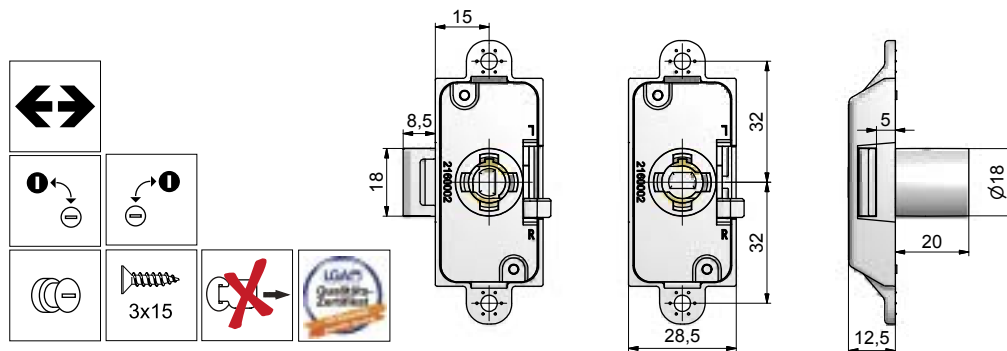
Type 550

Order-No.
Bestell-Nr.

BQ
VE



Case lock 550
Kastenschloss 550

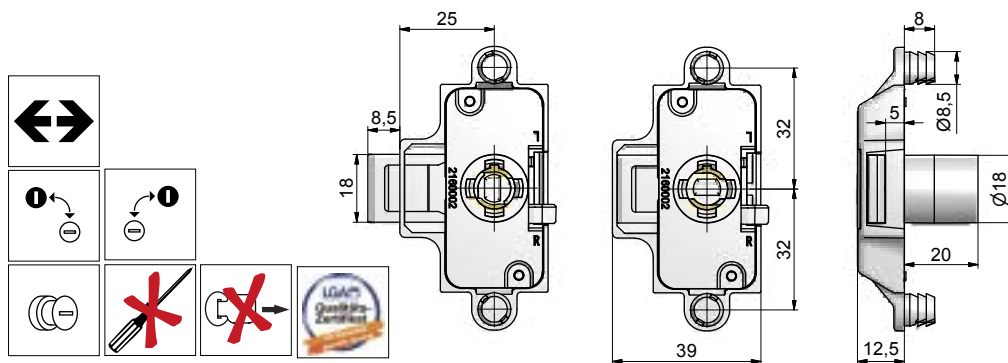


1455722150	↔	15 mm	nickel plated / vernickelt	100
1455722200	↔	20 mm	nickel plated / vernickelt	100
1455722250	↔	25 mm	nickel plated / vernickelt	100
1455722300	↔	30 mm	nickel plated / vernickelt	100

Type 559



Case lock 559
with dowels
Kastenschloss 559
dübelbar

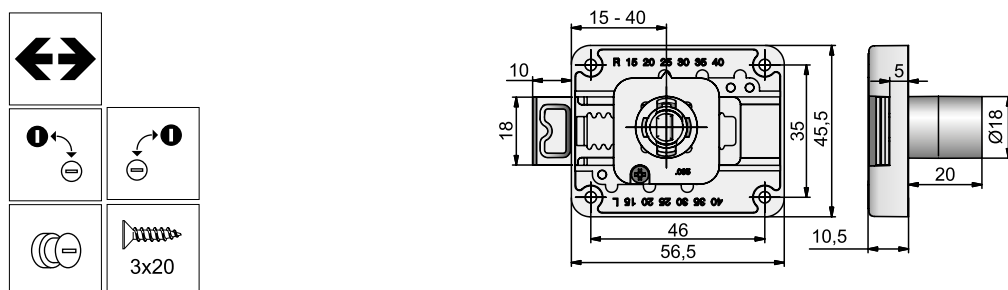


1455922150	↔	15 mm	nickel plated / vernickelt	100
1455922200	↔	20 mm	nickel plated / vernickelt	100
1455922250	↔	25 mm	nickel plated / vernickelt	100
1455922300	↔	30 mm	nickel plated / vernickelt	100

Type 660



Case lock 660
Kastenschloss 660




146602405	↔	15 - 40 mm	nickel plated / vernickelt	50
-----------	---	------------	----------------------------	----

Further accessories are shown in chapter 12 / Weiteres Zubehör siehe Kapitel 12

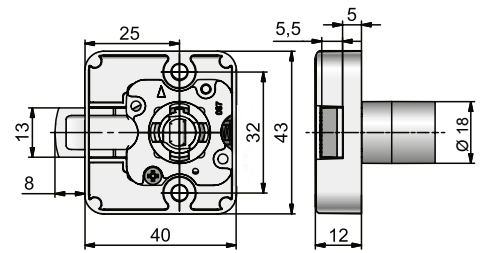
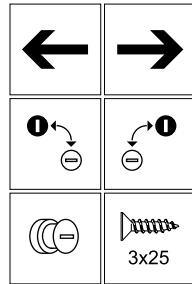
Type 584

Order-No.
Bestell-Nr.

BQ
VE




Slam lock 584
Schnäpperschloss 584

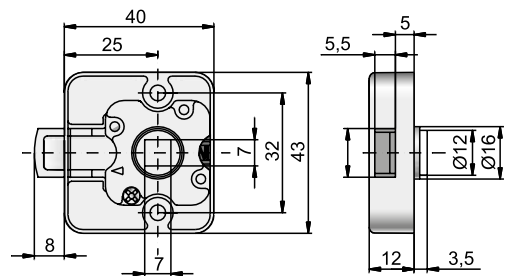
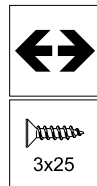


145842255	←	25 mm	nickel plated / vernickelt	50
145842256	→	25 mm	nickel plated / vernickelt	50

Type 587



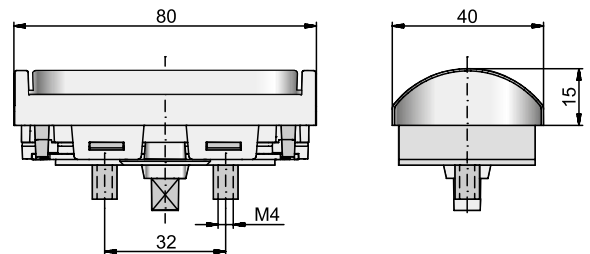
Slam lock 587
Schnäpperschloss 587



145807250	↔		nickel plated / vernickelt	50
------------------	---	--	----------------------------	----



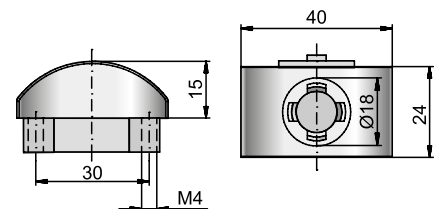
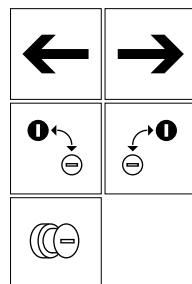
Insert handle 51-32
Insertgriff 51-32



585107321			nickel plated matt / matt vernickelt	25
------------------	--	--	--------------------------------------	----



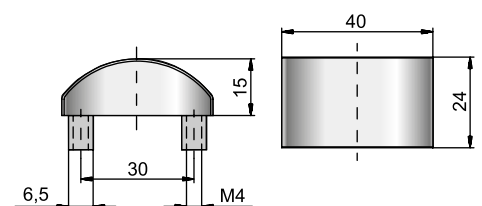
Deco - Insert 51 with cylinder
Deco - Insert 51 mit Zylinder



185100005	←		nickel plated matt / matt vernickelt	25
185100006	→		nickel plated matt / matt vernickelt	25



Deco - Insert 51
without cylinder
Deco - Insert 51
ohne Zylinder

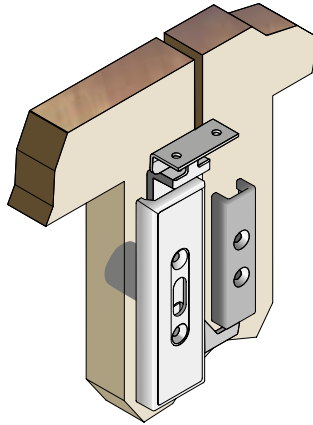
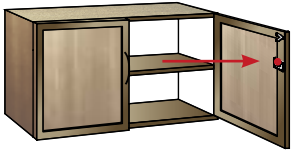


585140000			nickel plated matt / matt vernickelt	25
------------------	--	--	--------------------------------------	----

Further accessories are shown in chapter 11 / Weiteres Zubehör siehe Kapitel 11

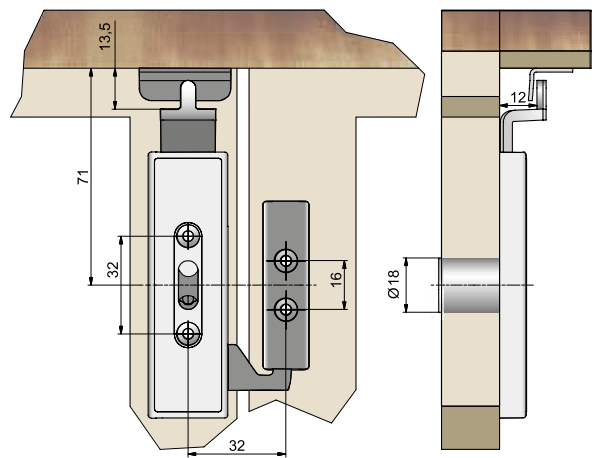
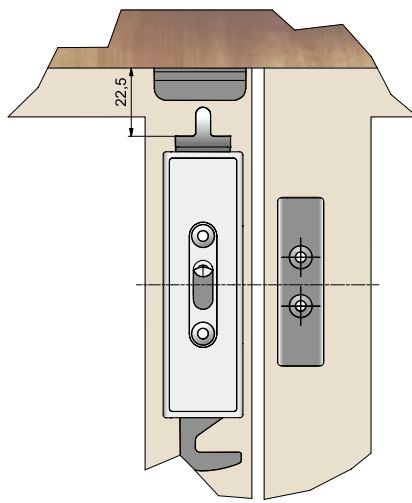
Type 415.01

Application example
Anwendungsbeispiel



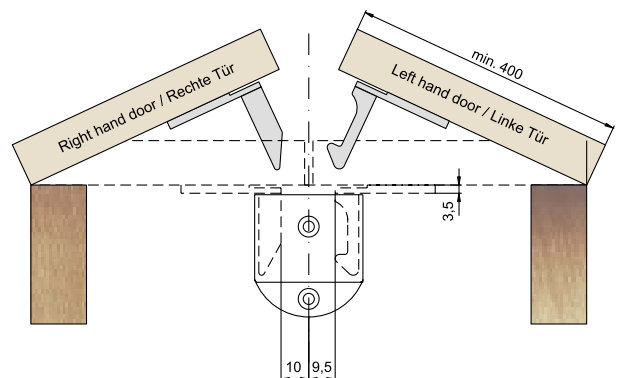
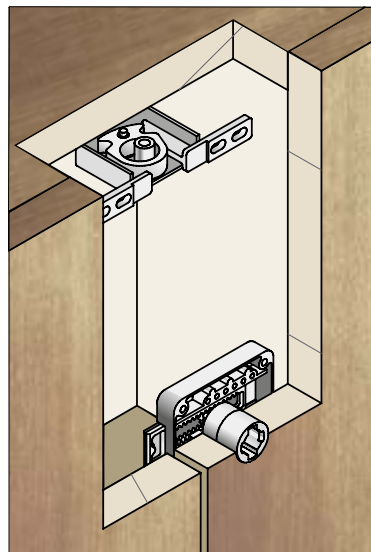
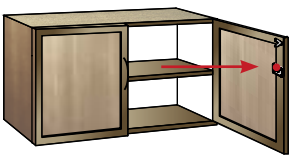
open / geöffnet

closed / geschlossen



Type 330

Application example
Anwendungsbeispiel



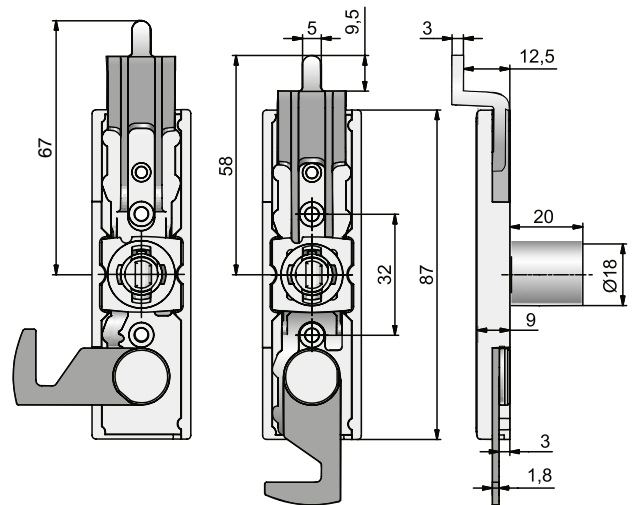
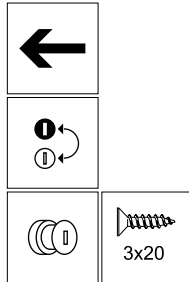
Type 415.01

Order-No.
Bestell-Nr.

BQ
VE



Double door lock 415.01
Doppeltürschloss 415.01



144152015 ←

nickel plated / vernickelt

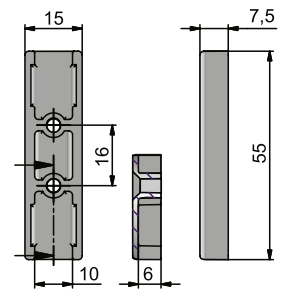
50

System components

System components 415
Systembauteile 415



Striker 4155
Schließplatte 4155



464155000

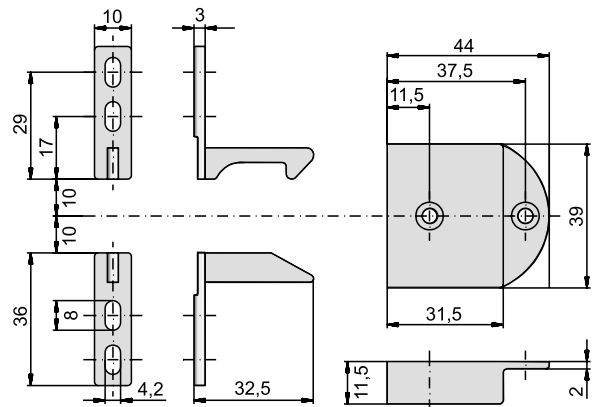
black / schwarz

100

Type 330



Automatic door bolt 330
Automatik Türriegel 330



443301000

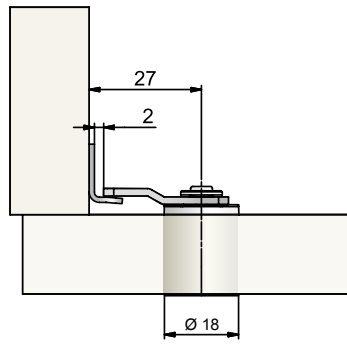
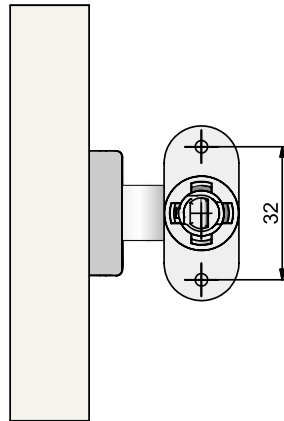
nickel plated / vernickelt

100

Further accessories are shown in chapter 12. / Weiteres Zubehör siehe Kapitel 12.

Type 37

Application example
Anwendungsbeispiel



Striker plate 3011 (see chapter 12)
Anschlagwinkel 3011 (siehe Kapitel 12)

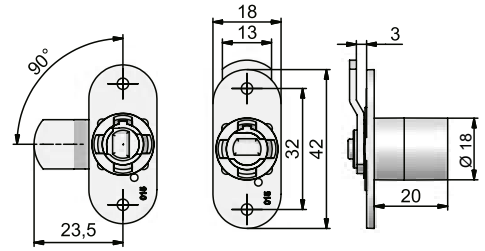
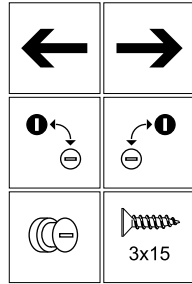
Type 37

Order-No.
Bestell-Nr.

BQ
VE



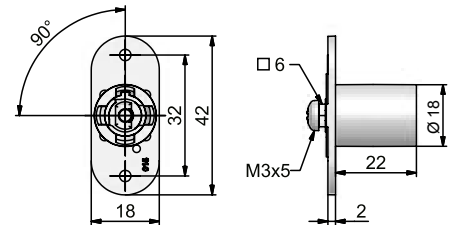
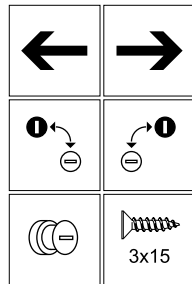
Cam lock 371
Hebelzylinder 371



143702005	←	nickel plated / vernickelt	50
143702006	→	nickel plated / vernickelt	50



Cam lock 375
Hebelzylinder 375



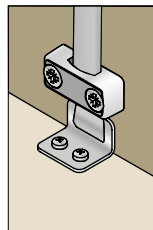
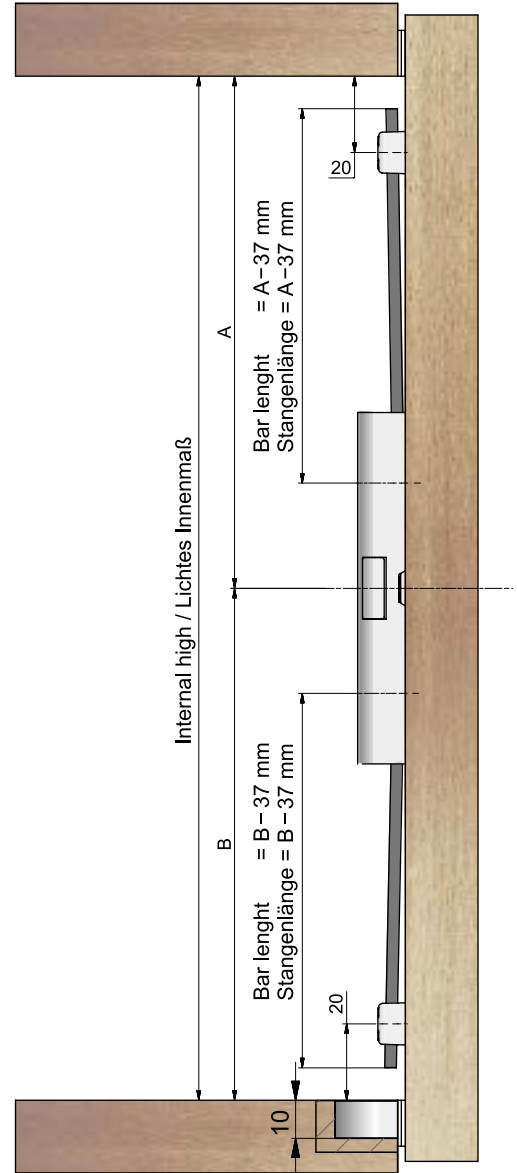
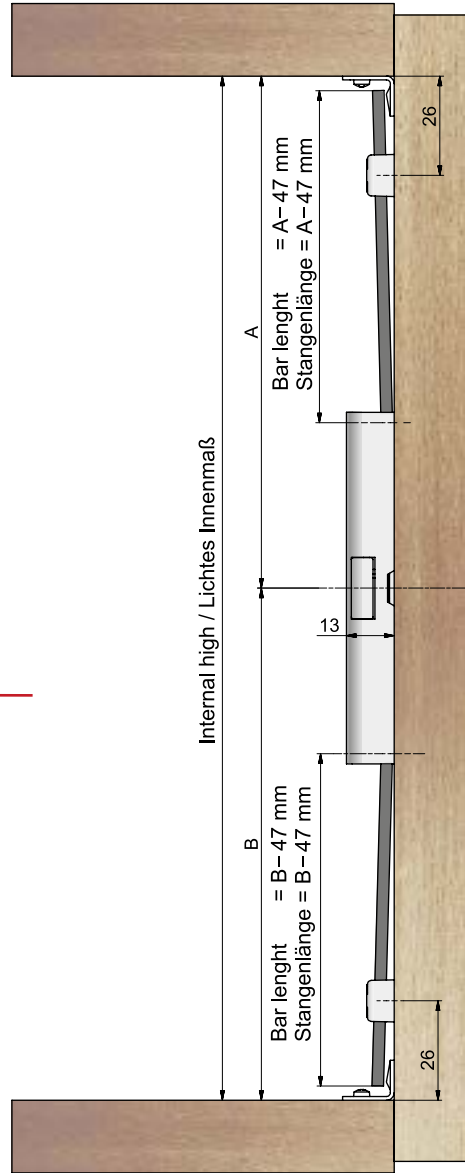
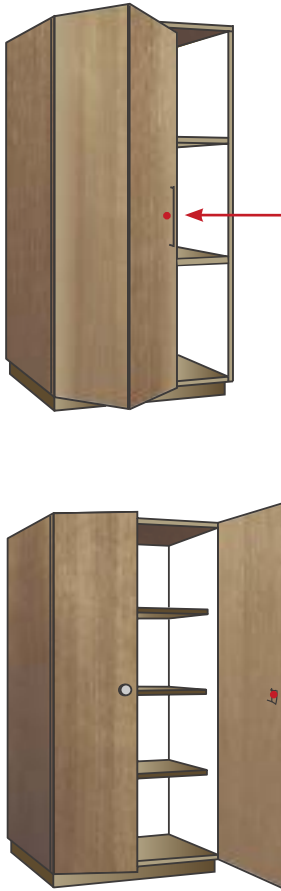
143754025	←	nickel plated / vernickelt	50
143764025	→	nickel plated / vernickelt	50

Bolts are shown in chapter 12 / Riegel siehe Kapitel 12

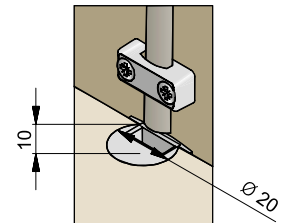
Further accessories are shown in chapter 12 / Weiteres Zubehör siehe Kapitel 12

Type 204

Application example
Anwendungsbeispiel



Striker plate 2211 (see page 3.13)
Anschlagwinkel 2211 (siehe Seite 3.13)



Striker 037 (see page 3.13)
Lagertopf 037 (siehe Seite 3.13)

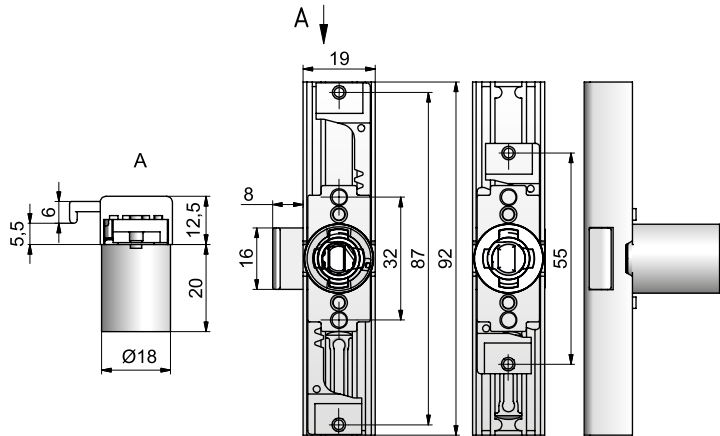
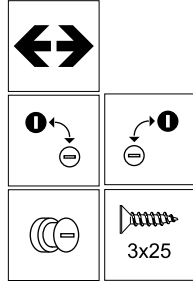
Stroke 16 mm
Hub 16 mm

Type 204

Order-No. Bestell-Nr. BQ VE



Shooting bar lock 204
Schubstangenschloss 204



1420422001	←	nickel plated / vernickelt	50
1420422003	↑	nickel plated / vernickelt	50

System components

Systembauteile



Shooting bar 043
Schubstange 043

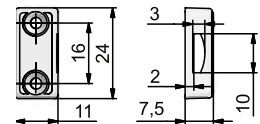


Steel solid section
Vollprofil 10x3

540600430	600 mm	nickel plated / vernickelt	50
540800430	800 mm	nickel plated / vernickelt	50
541000430	1000 mm	nickel plated / vernickelt	50



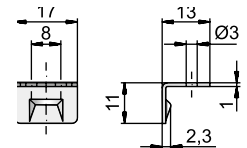
Rod guide 041
Stangenführung 041



542920410	nickel plated / vernickelt	250
------------------	----------------------------	-----



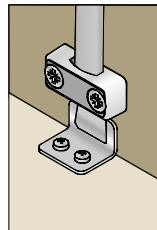
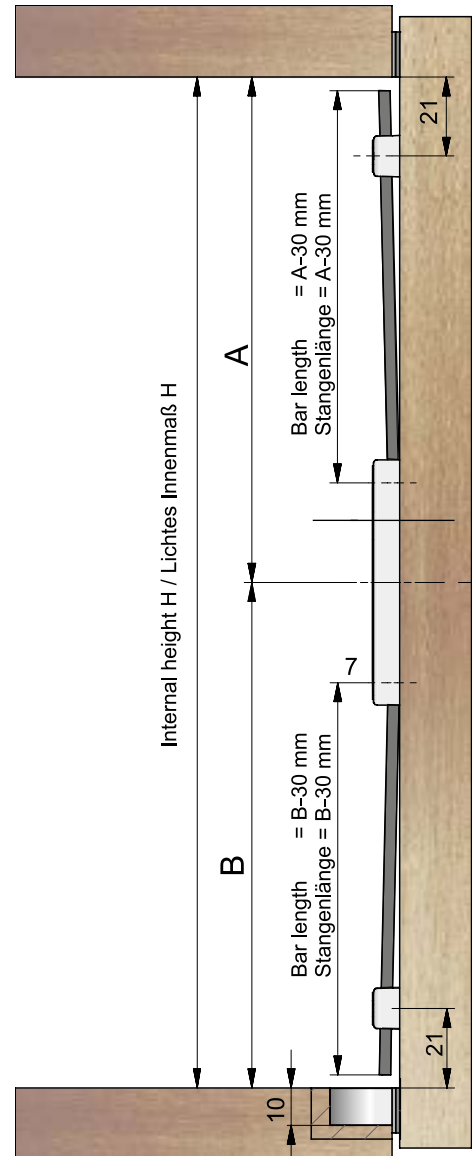
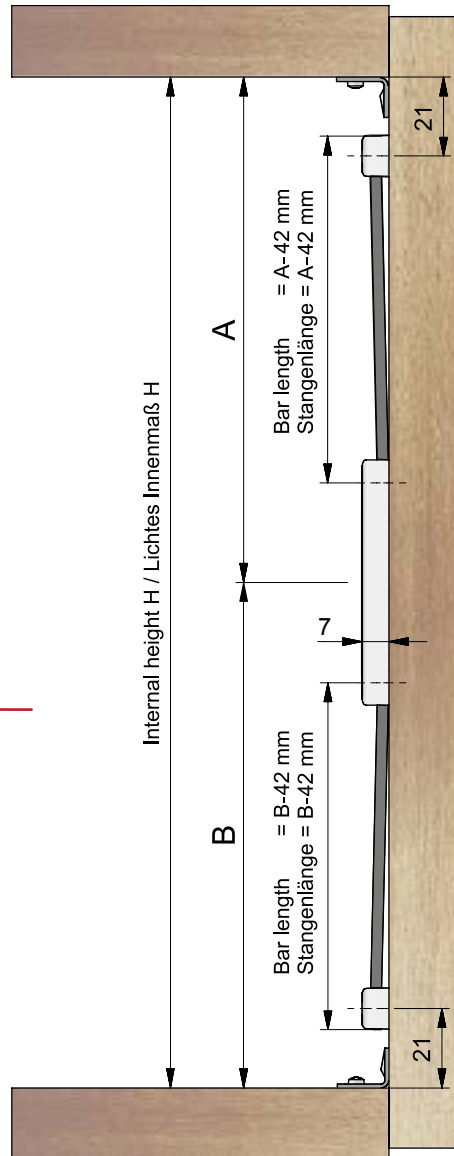
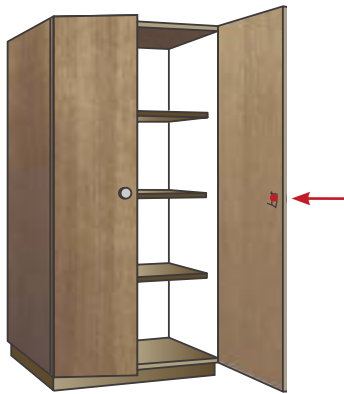
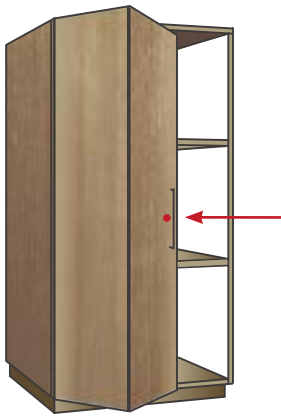
Striker plate 2211
Anschlagwinkel 2211



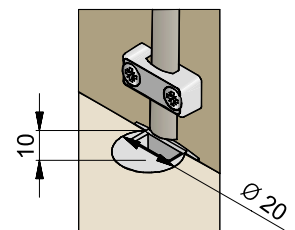
442211430	nickel plated / vernickelt	1000
------------------	----------------------------	------

Type 292

Application example
Anwendungsbeispiel



Striker plate 2211 (see page 3.13)
Anschlagwinkel 2211 (siehe Seite 3.13)



Striker 037 (see page 3.13)
Lagerkopf 037 (siehe Seite 3.13)

Stroke 12 mm
Hub 12 mm

Further shooting bars on request / Weitere Schubstangen auf Anfrage

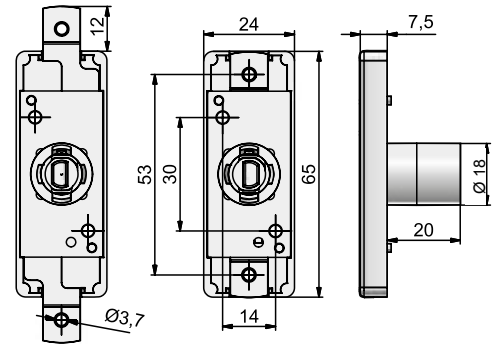
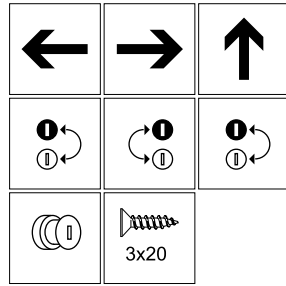
Type 292

Order-No.
Bestell-Nr.

BQ
VE



Shooting bar lock 292
Schubstangenschloss 292



142972005	←	nickel plated / vernickelt	50
142972006	→	nickel plated / vernickelt	50
142972007	↑	nickel plated / vernickelt	25

System components

Systembauteile



Shooting bar 043
Schubstange 043

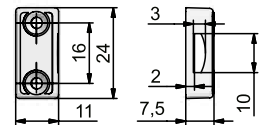
steel solid section
Vollprofil 10x3



540600430	600 mm	nickel plated / vernickelt	50
540800430	800 mm	nickel plated / vernickelt	50
541000430	1000 mm	nickel plated / vernickelt	50



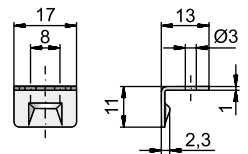
Rod guide 041
Stangenführung 041



542920410		nickel plated / vernickelt	250
------------------	--	----------------------------	-----



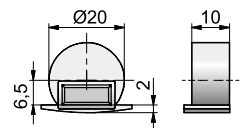
Striker plate 2211
Anschlagwinkel 2211



442211430		nickel plated / vernickelt	1000
------------------	--	----------------------------	------


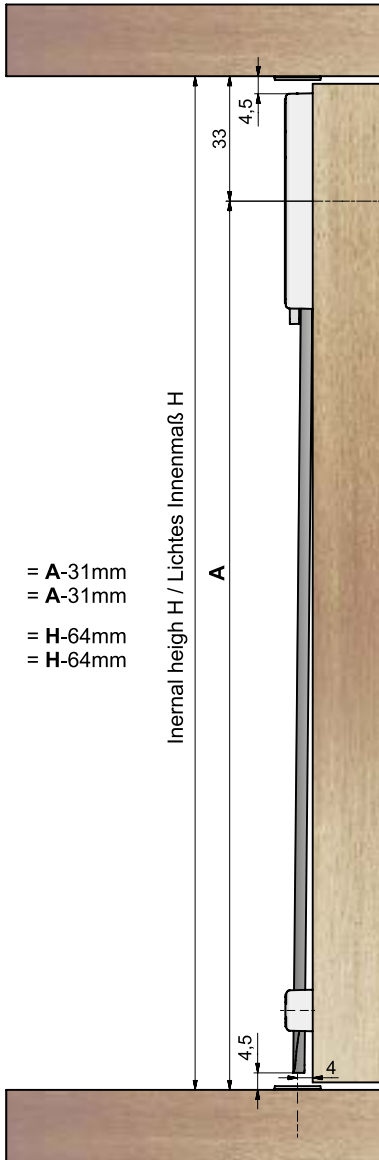
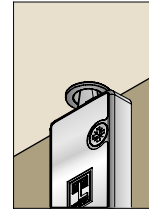
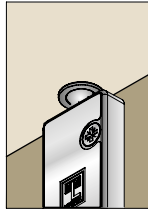
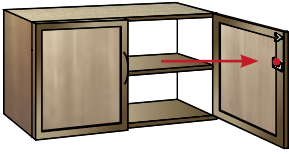


Striker 037
Lagertopf 037



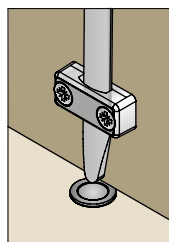
442920370		nickel plated / vernickelt	100
------------------	--	----------------------------	-----

Typ 292.03

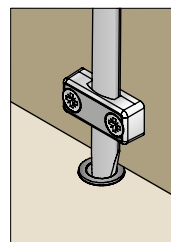


Rod length = A-31mm
 Stangenlänge = A-31mm
 Rod length = H-64mm
 Stangenlänge = H-64mm

Inernal heigh H / Lichtes Innenmaß H



Stroke 12 mm
 Hub 12 mm



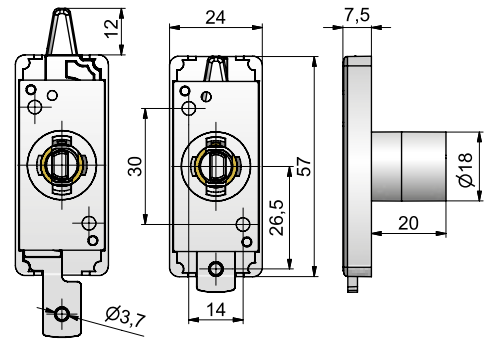
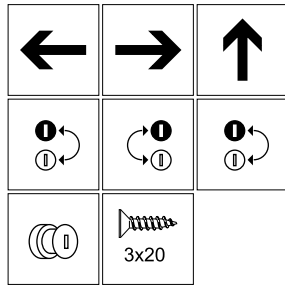
Type 292.03

Order-No.
Bestell-Nr.

BQ
VE



Shooting bar lock 292.03
Schubstangenschloss 292.03



142972035	←	nickel plated / vernickelt	50
142972036	→	nickel plated / vernickelt	50
142972037	↑	nickel plated / vernickelt	25

System components

Systembauteile



Shooting bar 043.2
Schubstange 043.2

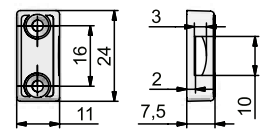
Stahl Vollprofil 10x3
steel solid section



540600432	600 mm	nickel plated / vernickelt	50
540800432	800 mm	nickel plated / vernickelt	50
541000432	1000 mm	nickel plated / vernickelt	50



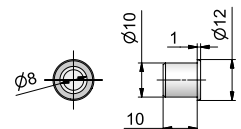
Rod guide 041
Stangenführung 041



542920410		nickel plated / vernickelt	250
------------------	--	----------------------------	-----



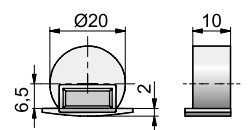
Socket 012
Arretierungshülse 012



543200120		nickel plated / vernickelt	250
------------------	--	----------------------------	-----



Striker 037
Lagertopf 037




442920370		nickel plated / vernickelt	100
------------------	--	----------------------------	-----

Type 415.01

The different idea
... Perfection for double hinged doors

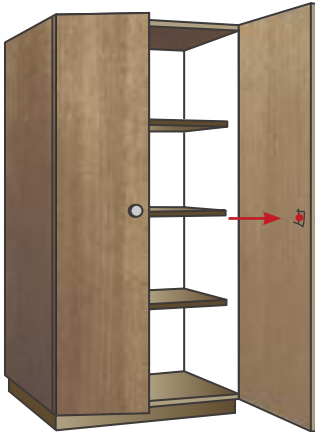
Die andere Idee
... Perfektion für doppelte Drehtüren



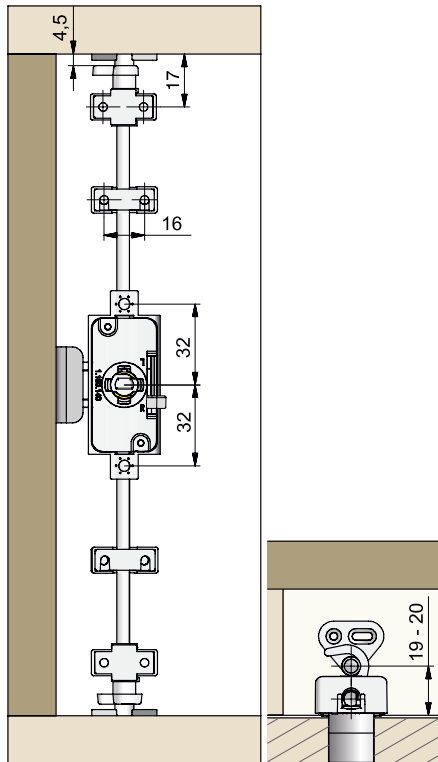
Description Erläuterungen	1
Cylinder + Keys Zylinder + Schlüssel	2
Case locks, cam locks and shooting bar locks Kasten-, Hebel- und Schubstangenschlösser	3
Espagnolette locks Drehstangenschlösser	4
Turn-handles Drehgriffe	5
Glass door locks Glastürschlösser	6
Sliding door locks Schiebetürschloss	7
Tambour locks Rolljalousieschlösser	8
Central locking systems Containerverschlüsse	9
Filing cabinet locks Karteischränkverschlüsse	10
Steel furniture locks Stahlmöbelschlösser	11
System components Systembauteile	12
Dial Lock e-solution	13
General terms and conditions Allgemeine Geschäftsbedingungen	14

Type 750/759

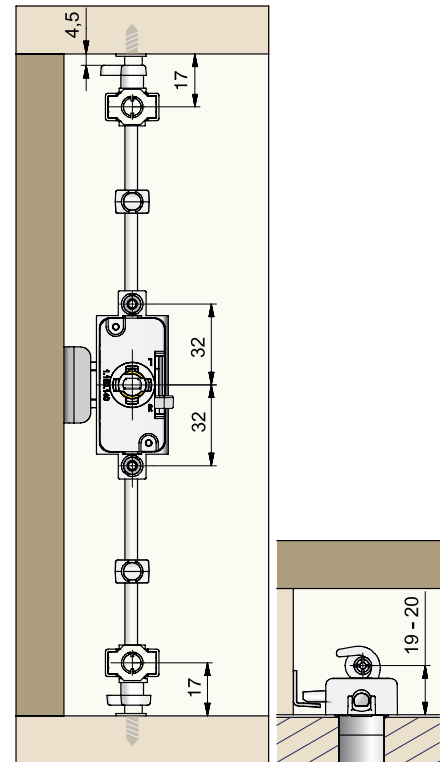
Application example
Anwendungsbeispiel



Espagnolette lock - screw fixing
Drehstangenschloss - schraubbar

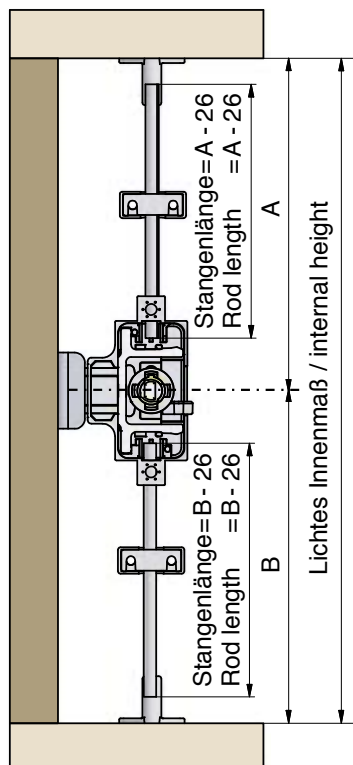


Espagnolette lock - to fasten with dowels
Drehstangenschloss - dübelbar

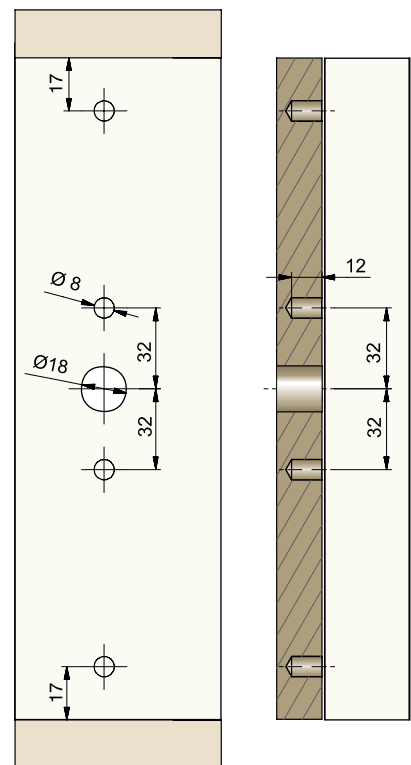


Included key retention / Schlüsselabzugssperre integriert

Berechnung der Drehstangenlänge
Calculation of the rod length



Drilling template to fasten with dowels
Bohrbild dübelbares Drehstangenschloss



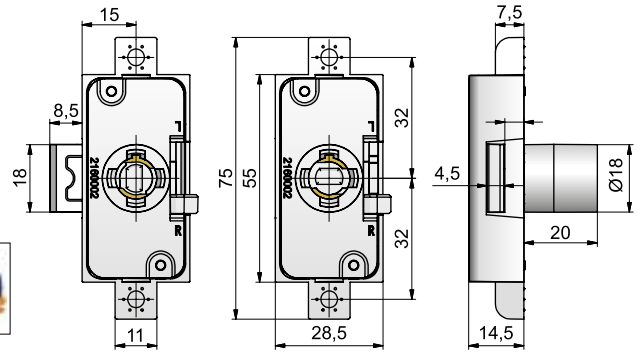
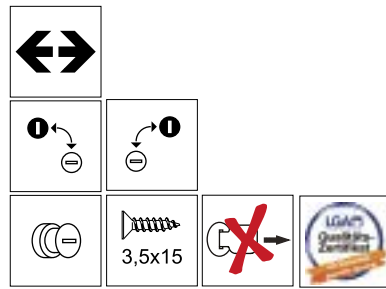
Type 750



Espagnolette lock 750
Drehstangenschloss 750

Order-No.
Bestell-Nr.

BQ
VE

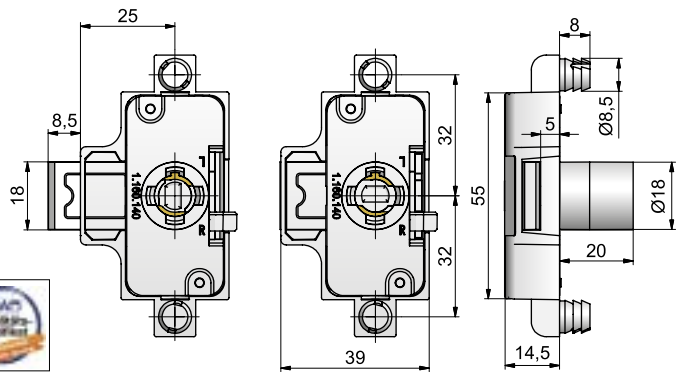
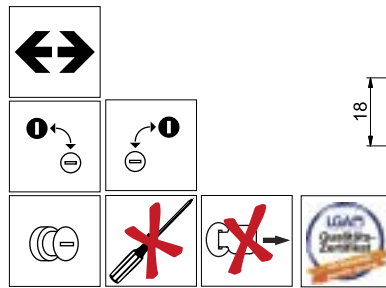


1475722150	↔	15 mm	nickel plated / vernickelt	50
1475722250	↔	25 mm	nickel plated / vernickelt	50

Type 759

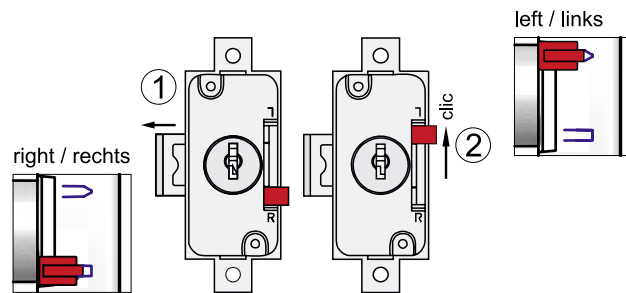


Espagnolette lock 759
with dowels
Drehstangenschloss 759
dübelbar

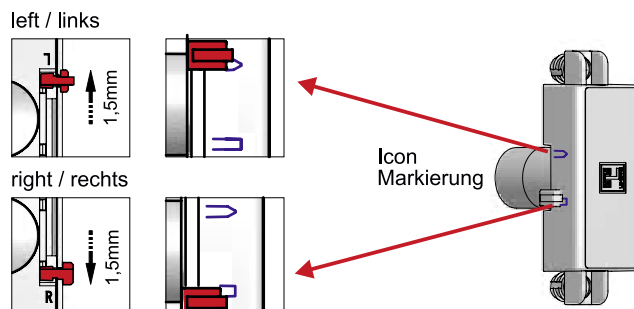


1475922150	↔	15 mm	nickel plated / vernickelt	50
1475922250	↔	25 mm	nickel plated / vernickelt	50

To adjust 550 / 750 right / left
Einstellen 550 / 750 rechts / links



To adjust key retention 550 / 750
Einstellen Schlüsselabzugssperre 550 / 750



System components

System components 700-709
Systembauteile 700-709



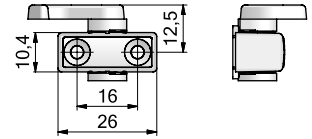
Locking hook 161.3
Schließhaken 161.3



547401613

Finish
Oberfläche

nickel plated / vernickelt



BQ
VE
500

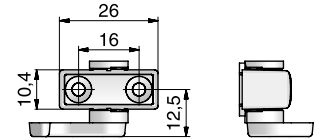


Locking hook 162.3
Schließhaken 162.3



547401623

nickel plated / vernickelt



500

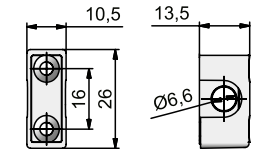


Rod guide 065.2
Stangenführung 065.2



547400652

nickel plated / vernickelt



1000

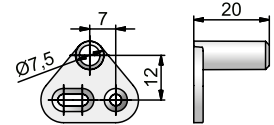


Stop metal 057
Anschlagstift 057



547500570

nickel plated / vernickelt



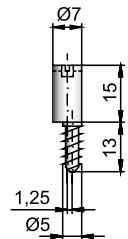
250



Stop metal 055
Anschlagstift 055

547500550

nickel plated / vernickelt



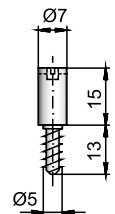
500



Stop metal 054
Anschlagstift 054

547500540

nickel plated / vernickelt



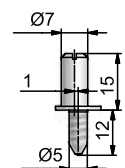
500



Stop metal 058
Anschlagstift 058

547500580

nickel plated / vernickelt



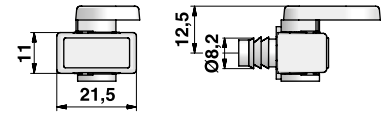
500

System components

System components 700-709
Systembauteile 700-709



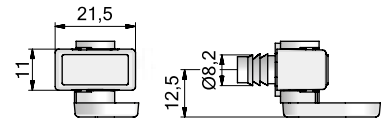
Locking hook with dowels 161.1
Schließhaken dübelbar 161.1



Order-No. Bestell-Nr.		BQ VE
547491611	nickel plated / vernickelt	500



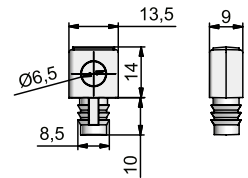
Locking hook with dowels 162.1
Schließhaken dübelbar 162.1



547491621	nickel plated / vernickelt	500
------------------	----------------------------	-----



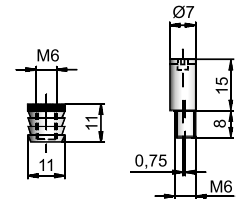
Rod guide with dowels 071
Stangenführung dübelbar 071



547490710	nickel plated / vernickelt	1000
------------------	----------------------------	------



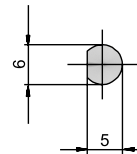
Stop metal 051 Thread M6 052
Anschlagstift 051 Muffe M6 052



507500520	Plastic socket / Kunststoffmuffe	500
547500510	nickel plated / vernickelt	500



Rod 6/5
Drehstange 6/5



Further lengths on request
Weitere Längen auf Anfrage

541000591	1000 mm	nickel plated / vernickelt	50
541200591	1200 mm	nickel plated / vernickelt	50



Opaline



e-solutions



Dial locks



Open your mind!



Description Erläuterungen	1
Cylinder + Keys Zylinder + Schlüssel	2
Case locks, cam locks and shooting bar locks Kasten-, Hebel- und Schubstangenschlösser	3
Espagnolette locks Drehstangenschlösser	4
Turn-handles Drehgriffe	5
Glass door locks Glastürschlösser	6
Sliding door locks Schiebetürschloss	7
Tambour locks Rolljalousieschlösser	8
Central locking systems Containerverschlüsse	9
Filing cabinet locks Karteischränkverschlüsse	10
Steel furniture locks Stahlmöbelschlösser	11
System components Systembauteile	12
Dial Lock e-solution	13
General terms and conditions Allgemeine Geschäftsbedingungen	14

TURN-HANDLES - THE VERSATILE ONES

DREHGRIFFE – DIE VIELSEITIGEN

1

Harmonization of systems

All handles in PRESTIGE and VCS 18.2 available

Vereinheitlichung der Systeme

Alle Grifftypen im Zylindersystem PRESTIGE und VCS 18.2 lieferbar.

2

Time saving

Turn handles can be assemble quickly and without tools

Dornmaß Zeitersparnis

Drehgriffe schnell und werkzeuglos montierbar

3

High flexibility

In the Prestige and VCS 18.2 systems, handles and cylinders in the lock mechanism can be changed individually.

Hohe Flexibilität

Im Prestige und VCS 18.2 System sind Griffe und Zylinder in der Schlossmechanik individuell wechselbar

4

Improved handling

Good guidance due to minimum tolerances

Verbessertes Handling

Gute Führung durch minimale Toleranzen

5

Design

Modular construction kit with latest designs

Design

Modularer Baukasten mit aktuellen Designs


6

Flexible application

Cover available for all cylinder openings without cylinder

Flexibel Einsetzbar

Cover für alle Zylinderöffnungen ohne Schließzylinder erhältlich





Turn handle 568.2
Drehgriff 568.2
Page / Seite 5.5



Turn handle 42.2
Drehgriff 42.2
Page / Seite 5.5



Turn handle 44.2
Drehgriff 44.2
Page / Seite 5.5



Turn handle 47.2
Drehgriff 47.2
Page / Seite 5.5



Turn handle 571.2
Drehgriff 571.2
Page / Seite 5.5



Turn handle 568.5
Drehgriff 568.5
Page / Seite 5.7



Turn handle 42.5
Drehgriff 42.5
Page / Seite 5.7



Turn handle 44.5
Drehgriff 44.5
Page / Seite 5.7



Turn handle 47.5
Drehgriff 47.5
Page / Seite 5.7



Turn handle 571.5
Drehgriff 571.5
Page / Seite 5.7



Handle 5684
Griff 5684
Page / Seite 5.9



Handle 424
Griff 424
Page / Seite 5.9



Handle 444
Griff 444
Page / Seite 5.9



Handle 474
Griff 474
Page / Seite 5.9

Turn handles pluggable

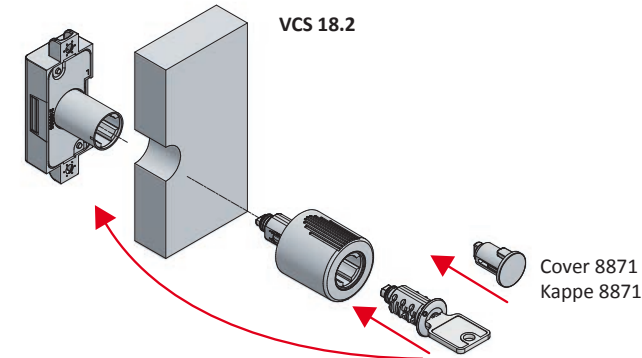
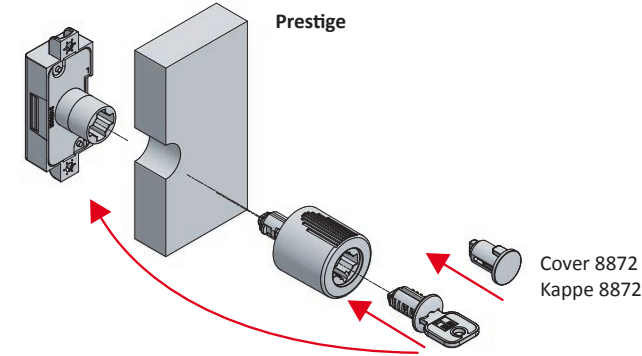
BENEFITS / VORTEILE

- ▶ Turn handles for assembly in cylinders
- ▶ Cylinders can optionally be equipped with cylinder core or turn handle
- ▶ Identical lock types and uniform assembly
- ▶ Large selection of handle versions
- ▶ Fast assembly without adjustment work
- ▶ Turn handles removable
- ▶ Can be upgraded in the building

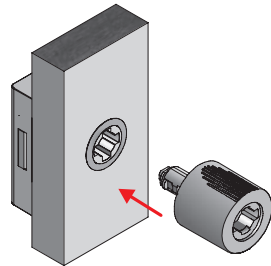
- ▶ Drehgriffe zur Montage in Zylinder
- ▶ Zylinder können wahlweise mit Zylinderkern oder Drehgriff bestückt werden
- ▶ Identische Schlosstypen und einheitliche Montage
- ▶ Große Auswahl an Griffvarianten
- ▶ Schnelle Montage ohne Justierarbeiten
- ▶ Drehgriffe demontierbar
- ▶ Im Objekt nachrüstbar

Drehgriffe steckbar

Assembly
Montage

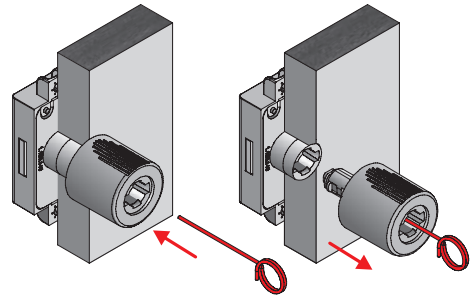


Assembly turn-handle
Montage Drehgriff

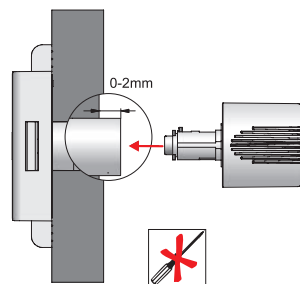


With or without rosette.
Mit oder ohne Rosette.

Dismounting turn-handle
Demontage Drehgriff



Cylinder projection
Zylinderüberstand



Further applications on request.
Andere Einbausituationen auf Anfrage.

Turn-handle left are coloured.
Linke Drehgriffe sind markiert.

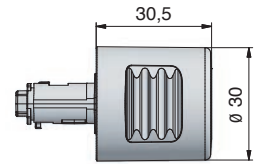
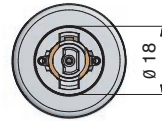
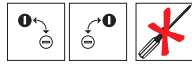


Turn handles pluggable

Drehgriffe steckbar



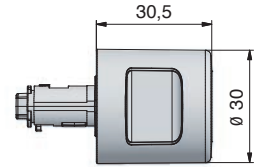
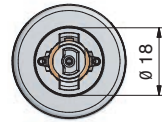
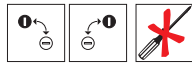
Turn handle 568.2
Drehgriff 568.2



Order-No. / Bestell-Nr.	Order-No. / Bestell-Nr.	Finish / Oberfläche	BQ / VE
1856822001	1856862001	← nickel plated matt / matt vernickelt	100
1856822002	1856862002	→ nickel plated matt / matt vernickelt	100



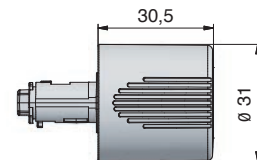
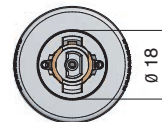
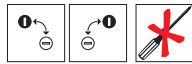
Turn handle 42.2
Drehgriff 42.2



Order-No. / Bestell-Nr.	Order-No. / Bestell-Nr.	Finish / Oberfläche	BQ / VE
1842220001	1842260001	← nickel plated matt / matt vernickelt	100
1842220002	1842260002	→ nickel plated matt / matt vernickelt	100



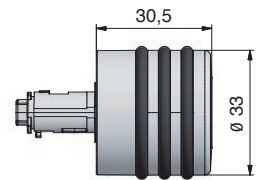
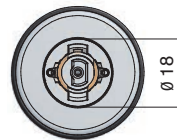
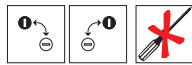
Turn handle 44.2
Drehgriff 44.2



Order-No. / Bestell-Nr.	Order-No. / Bestell-Nr.	Finish / Oberfläche	BQ / VE
1844220001	1844260001	← nickel plated matt / matt vernickelt	50
1844220002	1844260002	→ nickel plated matt / matt vernickelt	50



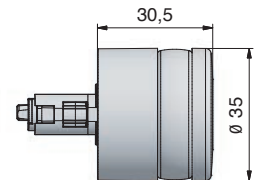
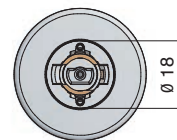
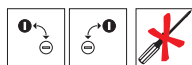
Turn handle 47.2
Drehgriff 47.2



Order-No. / Bestell-Nr.	Order-No. / Bestell-Nr.	Finish / Oberfläche	BQ / VE
1847220001	1847260001	← nickel plated matt / matt vernickelt	50
1847220002	1847260002	→ nickel plated matt / matt vernickelt	50



Turn handle 571.2
Drehgriff 571.2



Order-No. / Bestell-Nr.	Order-No. / Bestell-Nr.	Finish / Oberfläche	BQ / VE
1857122001	1857162001	← nickel plated matt / matt vernickelt	100
1857122002	1857162002	→ nickel plated matt / matt vernickelt	100

Turn handles square

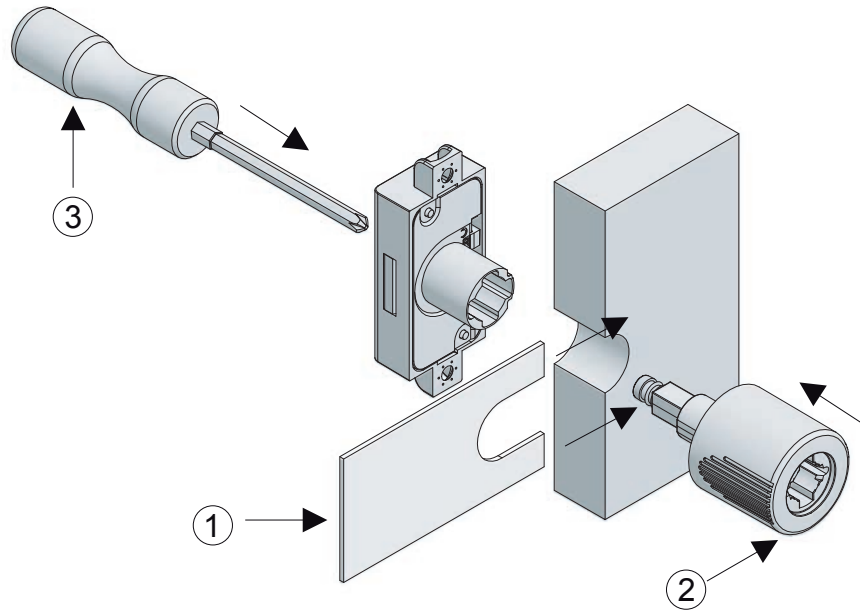
BENEFITS / VORTEILE

- ▶ Turn handles for mounting in square socket
- ▶ High force absorption for protection against vandalism
- ▶ Fast assembly without adjustment work
- ▶ Material thicknesses from 16 - 22 mm
- ▶ Large selection of handle variants
- ▶ Turn handles removable

- ▶ Drehgriffe zur Montage in Vierkantnuss
- ▶ Hohe Kraftaufnahme zum Schutz gegen Vandalismus
- ▶ Schnelle Montage ohne Justierarbeiten
- ▶ Materialstärken von 16 – 22 mm
- ▶ Große Auswahl an Griffvarianten
- ▶ Drehgriffe demontierbar

Drehgriffe Vierkant

Assembly
Montage



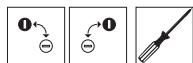
Template for quick mounting
Schablone zur schnellen Montage

Turn handles square

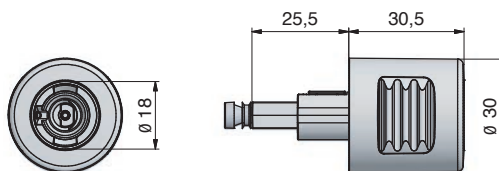
Drehgriffe Vierkant



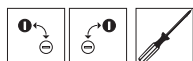
Turn handle 568.5
Drehgriff 568.5



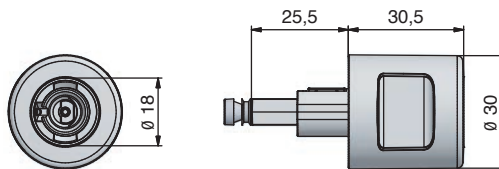
Order-No. / Bestell-Nr.	Order-No. / Bestell-Nr.	Finish / Oberfläche	BQ / VE
1856825001	1856865001	← nickel plated matt / matt vernickelt	100
1856825002	1856865002	→ nickel plated matt / matt vernickelt	100



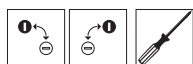
Turn handle 42.5
Drehgriff 42.5



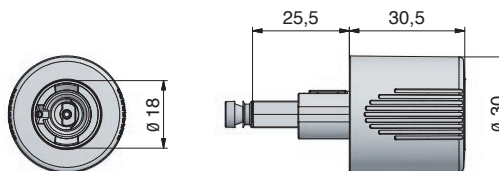
Order-No. / Bestell-Nr.	Order-No. / Bestell-Nr.	Finish / Oberfläche	BQ / VE
1842520001	1842560001	← nickel plated matt / matt vernickelt	100
1842520002	1842560001	→ nickel plated matt / matt vernickelt	100



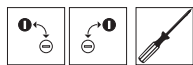
Turn handle 44.5
Drehgriff 44.5



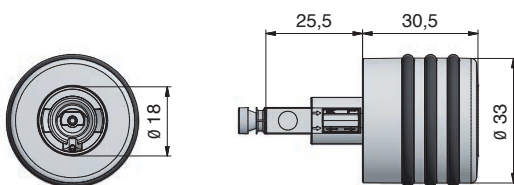
Order-No. / Bestell-Nr.	Order-No. / Bestell-Nr.	Finish / Oberfläche	BQ / VE
1844520001	1844560001	← nickel plated matt / matt vernickelt	50
1844520002	1844560002	→ nickel plated matt / matt vernickelt	50



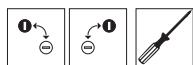
Turn handle 47.5
Drehgriff 47.5



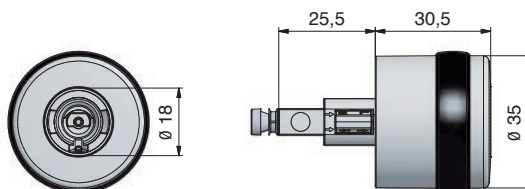
Order-No. / Bestell-Nr.	Order-No. / Bestell-Nr.	Finish / Oberfläche	BQ / VE
1847520001	1847560001	← nickel plated matt / matt vernickelt	50
1847520002	1847560001	→ nickel plated matt / matt vernickelt	50



Turn handle 571.5
Drehgriff 571.5



Order-No. / Bestell-Nr.	Order-No. / Bestell-Nr.	Finish / Oberfläche	BQ / VE
1857125001	1857165001	← nickel plated matt / matt vernickelt	100
1857125002	1857165002	→ nickel plated matt / matt vernickelt	100



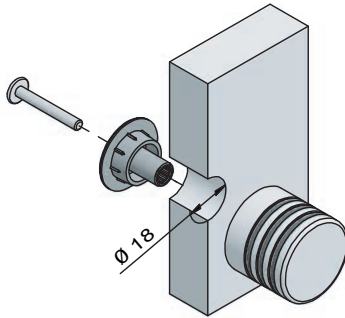
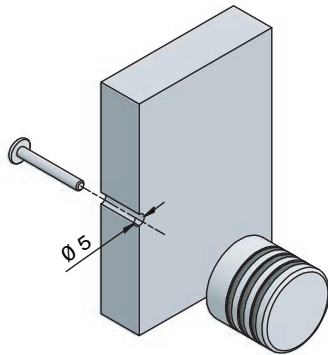
Handles / Griffe

BENEFITS / VORTEILE

- ▶ Handles for applications without lock:
- ▶ Mounting optionally with M4 screw or with mounting washer for system drilling
- ▶ Article supplied with furniture screw M4.

- ▶ Griffe für Anwendungen ohne Schloss:
- ▶ Montage wahlweise mit Schraube M4 oder mit Befestigungsscheibe für Systembohrung
- ▶ Artikel mit Möbelschraube M4 geliefert.

Assembly
Montage

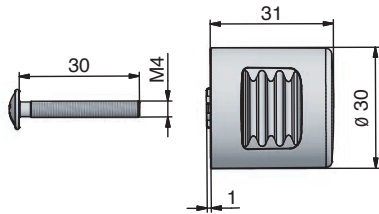


Mounting situation Handle
Einbausituationen Griff

Handles / Griffe



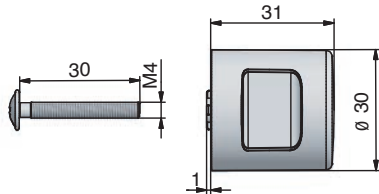
Handle 5684
Griff 5684



Order-No. / Bestell-Nr.	Finish / Oberfläche	BQ / VE
585684000	nickel plated matt / matt vernickelt	100



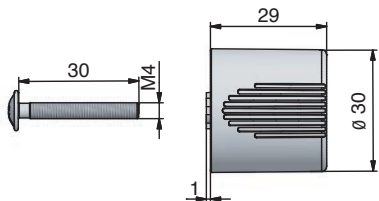
Handle 424
Griff 424



Order-No. / Bestell-Nr.	Finish / Oberfläche	BQ / VE
584241000	nickel plated matt / matt vernickelt	100



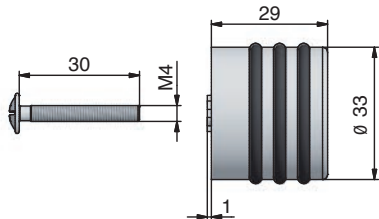
Handle 444
Griff 444



Order-No. / Bestell-Nr.	Finish / Oberfläche	BQ / VE
584441000	nickel plated matt / matt vernickelt	150



Handle 474
Griff 474

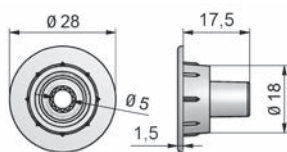


Order-No. / Bestell-Nr.	Finish / Oberfläche	BQ / VE
584741000	nickel plated matt / matt vernickelt	50

System components Systembauteile



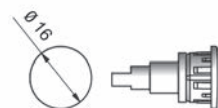
Shim 9081
Befestigungsscheibe 9081



Order-No. / Bestell-Nr.	Finish / Oberfläche	BQ / VE
549081001	nickel plated / vernickelt	100



Cover 8872 8871
Kappe 8872 8871



Order-No. / Bestell-Nr.	Finish / Oberfläche	BQ / VE
588872001	nickel plated matt / matt vernickelt	100
588871001	nickel plated matt / matt vernickelt	100



Removed Pin 500
Demontagestift 500

Order-No. / Bestell-Nr.	Finish / Oberfläche	BQ / VE
50000500	Inox / Edelstahl	50

THE HANDY SOLUTION FOR YOUR FURNITURE

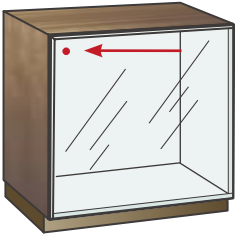
DIE GRIFFIGE LÖSUNG FÜR IHR MÖBEL



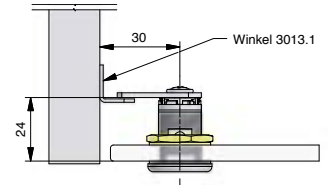
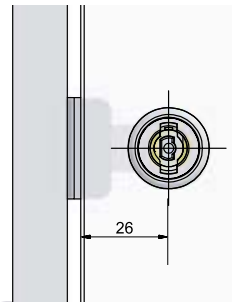
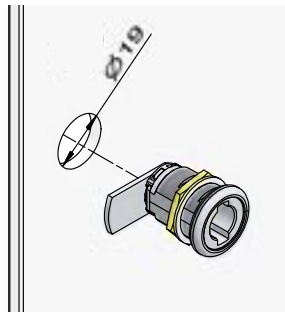
Description Erläuterungen	1
Cylinder + Keys Zylinder + Schlüssel	2
Case locks, cam locks and shooting bar locks Kasten-, Hebel- und Schubstangenschlösser	3
Espagnolette locks Drehstangenschlösser	4
Turn-handles Drehgriffe	5
Glass door locks Glastürschlösser	6
Sliding door locks Schiebetürschloss	7
Tambour locks Rolljalousieschlösser	8
Central locking systems Containerverschlüsse	9
Filing cabinet locks Karteischränkverschlüsse	10
Steel furniture locks Stahlmöbelschlösser	11
System components Systembauteile	12
Dial Lock e-solution	13
General terms and conditions Allgemeine Geschäftsbedingungen	14

Type 311

Application example
Anwendungsbeispiel

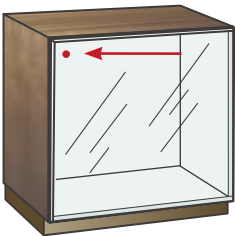


Glass door internally mounted
Glastür innenliegend

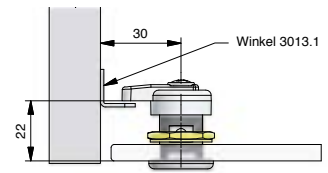
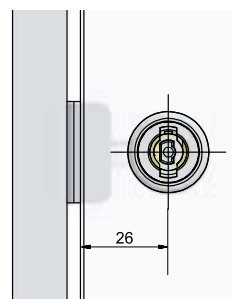
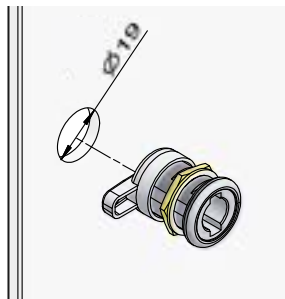


Riegel 615

Application example
Anwendungsbeispiel

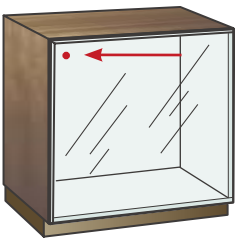


Glass door internally mounted
Glastür innenliegend

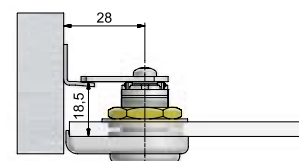
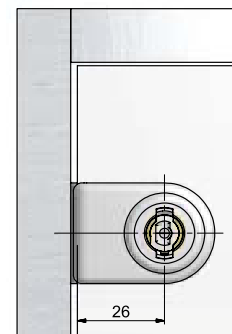
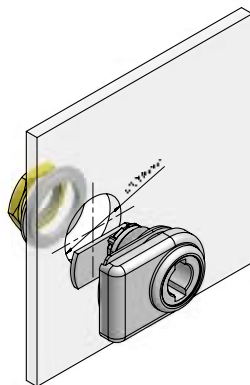


Type 311.01

Application example
Anwendungsbeispiel

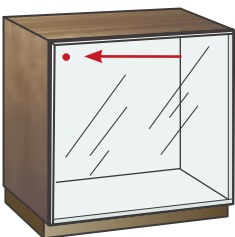


Glass door internally mounted
Glastür innenliegend

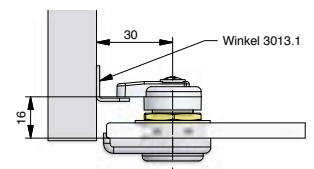
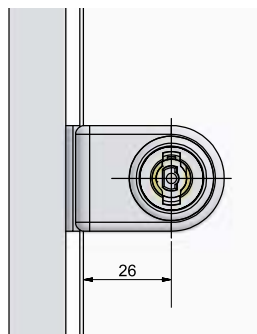
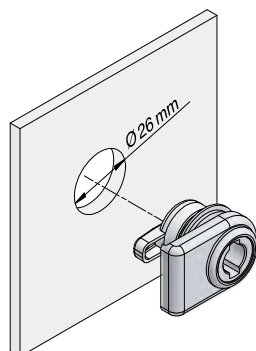


Type 311.02

Application example
Anwendungsbeispiel



Glass door internally mounted
Glastür innenliegend



Type 311

Order-No.
Bestell-Nr.

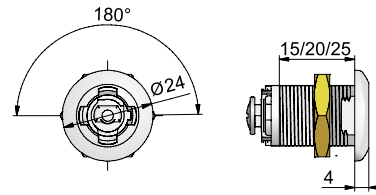
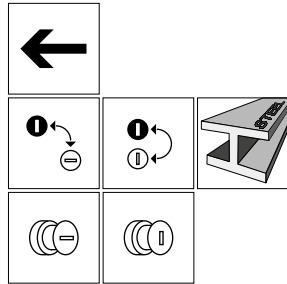
BQ
VE



Type 1902

Type 1904

Lock 311 without bolt and washer
Schloss 311 ohne Riegel mit Scheiben



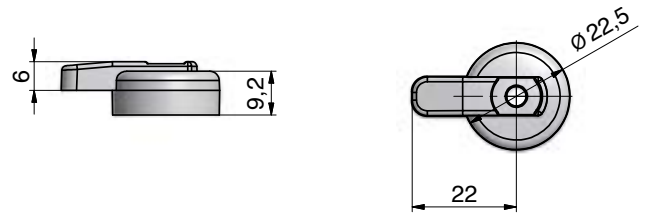
Type 311

143111215 ← 15 mm 180° nickel plated / vernickelt 50

Riegel 615



Bolt 615
Riegel 615

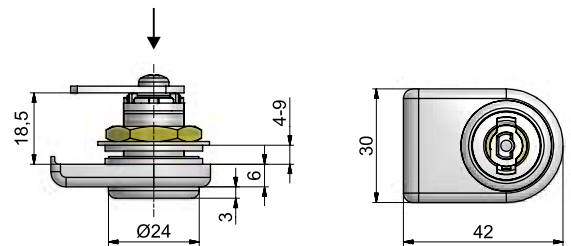
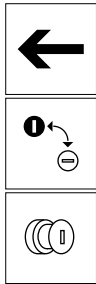


573116150 ← 20 mm 180° nickel plated / vernickelt 50

Type 311.01



Lock 311 with front plate 4710
Schloss 311 mit Frontplatte 4710

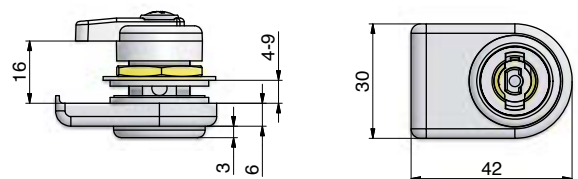
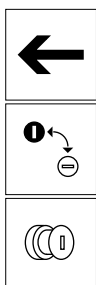


1431128001 ← 20 mm 180° nickel plated / vernickelt 50

Type 311.02



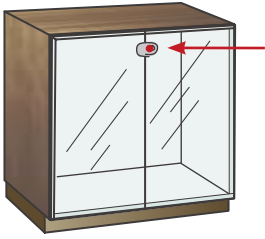
Lock 311 with front plate 4710 and bolt 615
Schloss 311 mit Frontplatte 4710 und Riegel 615



1431128005 ← 20 mm 180° nickel plated / vernickelt 50

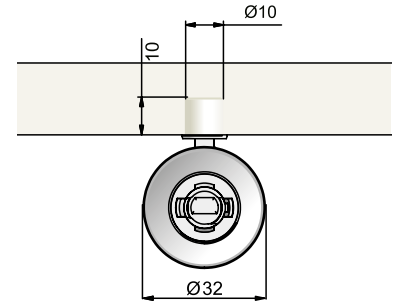
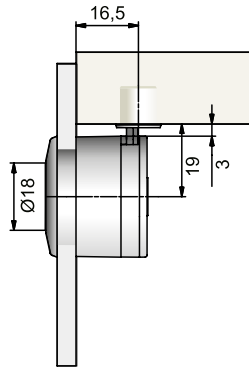
Type 320

Application example
Anwendungsbeispiel



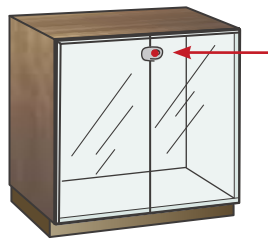
Glass door surface mounted
Glastür aufliegend

16 mm:

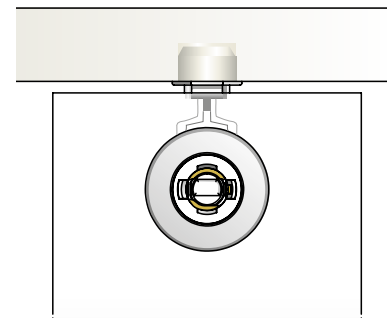
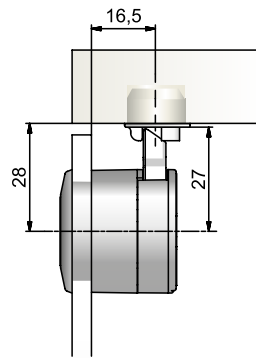
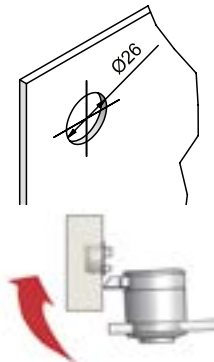


Type 320.01

Application example
Anwendungsbeispiel

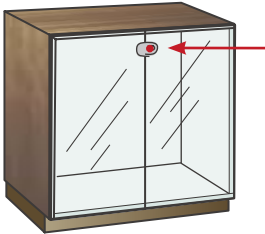


Glass door surface mounted
Glastür aufliegend

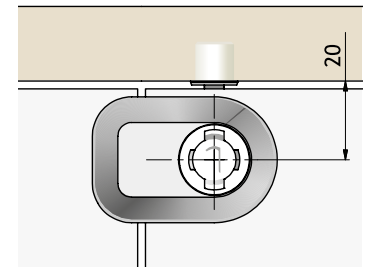
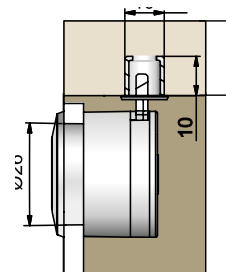
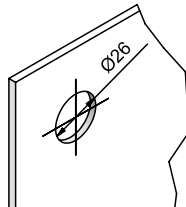


Type 322

Application example
Anwendungsbeispiel

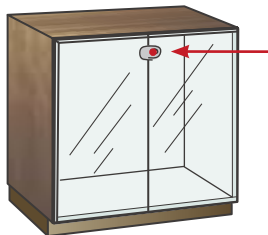


Glass door surface mounted /
internally mounted
Glastür aufliegend /
innenliegend

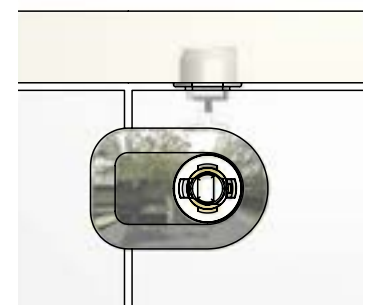
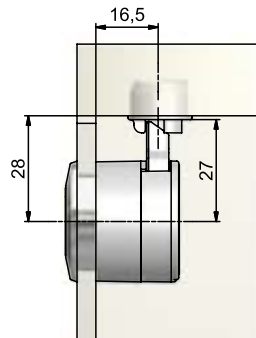
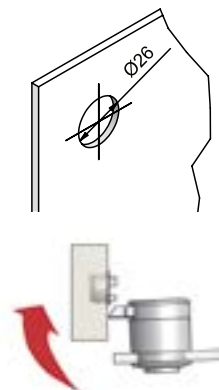


Type 322.01

Application example
Anwendungsbeispiel



Glass door surface mounted /
internally mounted
Glastür aufliegend /
innenliegend

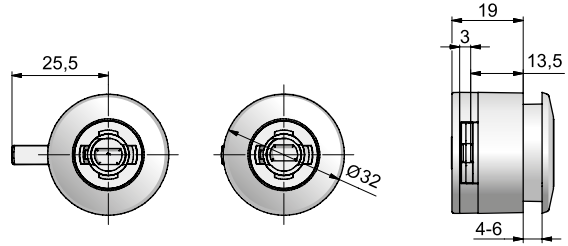
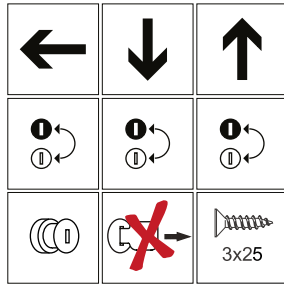


Type 320



Glass door lock 320
Glastürschloss 320

Order-No. Bestell-Nr. **BQ VE**



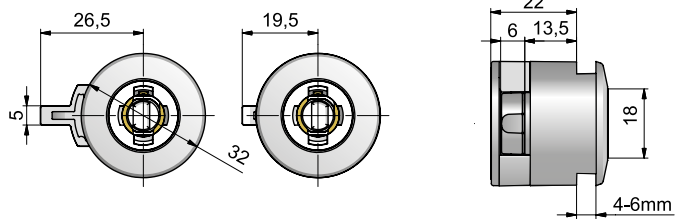
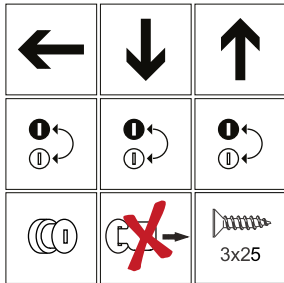
143204165 ← 16 mm nickel plated / vernickelt 50

Backset 26 and 36 mm as right hand, left hand version or for top and bottom locking on request!
Dornmaß 26 mm und 36 mm in den Ausführungen rechts, links, lad und kopflad auf Anfrage!

Type 320.01



Glass door lock 320.01
Glastürschloss 320.01

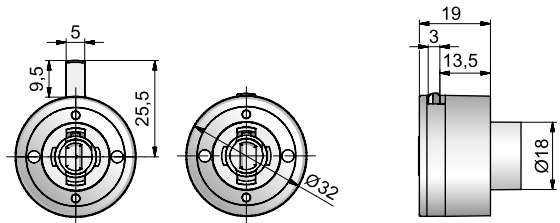
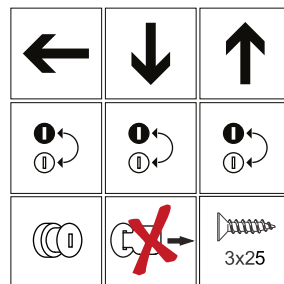


1432021201 ← 20 mm nickel plated / vernickelt 50

Type 322



Glass door lock 322
Glastürschloss 322



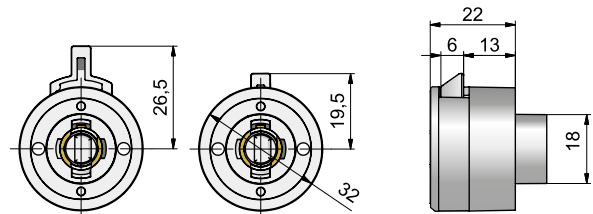
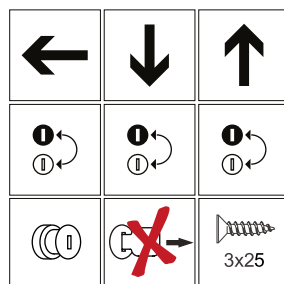
143224165 ← 16 mm nickel plated / vernickelt 50

Backset 26 and 36 mm as right hand, left hand version or for top and bottom locking on request!
Dornmaß 26 mm und 36 mm in den Ausführungen rechts, links, lad und kopflad auf Anfrage!

Type 322.01



Glass door lock 322.01
Glastürschloss 322.01

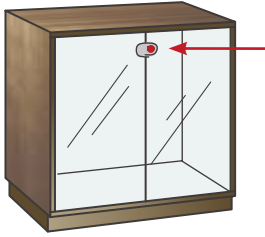


1432221201 ← 20 mm nickel plated / vernickelt 50

Further system components see page 6.12 / weitere Systembauteile siehe Seite 6.12

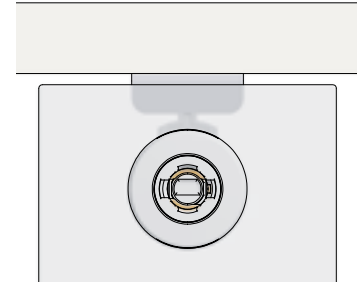
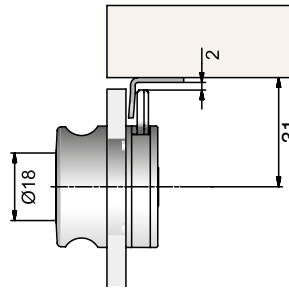
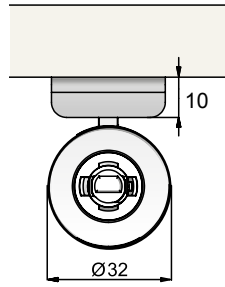
Type 321

Application example
Anwendungsbeispiel



Glass door internally mounted
Glastür innenliegend

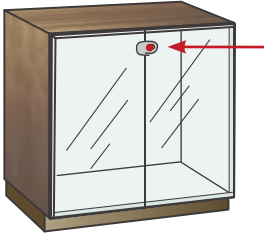
16 mm:



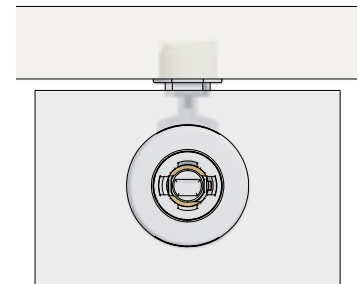
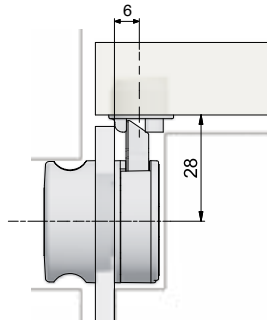
Striker plate 3011 (see chapter 12)
Anschlagwinkel 3011 (siehe Kapitel 12)

Type 321.01

Application example
Anwendungsbeispiel



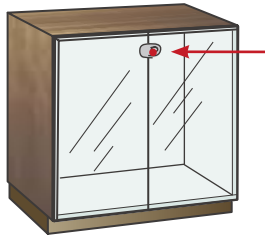
Glass door internally mounted
Glastür innenliegend



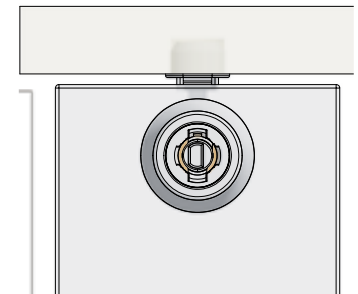
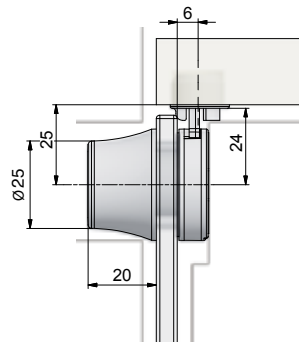
Socket 1085 (see page 6.12)
Arretierungshülse 1085 (siehe Seite 6.12)

Type 321.10

Application example
Anwendungsbeispiel



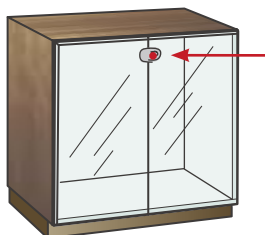
Glass door internally mounted
Glastür innenliegend



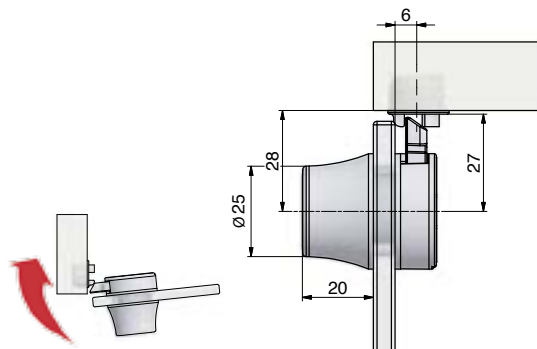
Socket 1085 (see page 6.12)
Arretierungshülse 1085 (siehe Seite 6.12)

Type 321.20

Application example
Anwendungsbeispiel



Glass door internally mounted
Glastür innenliegend

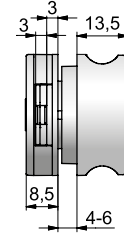
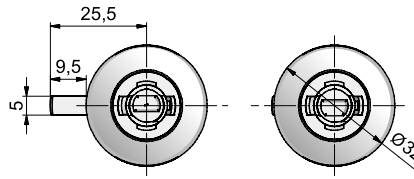
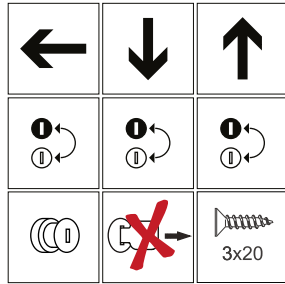


Socket 1085 (see page 6.12)
Arretierungshülse 1085 (siehe Seite 6.12)

Type 321



Glass door lock 321
Glastürschloss 321



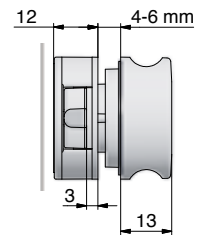
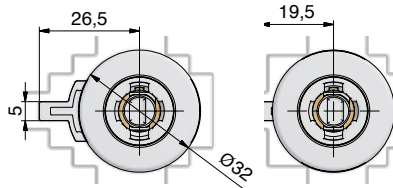
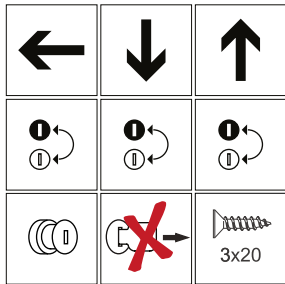
143214165 ← 16 mm nickel plated / vernickelt 50

Backset 26 and 36 mm as right hand, left hand version or for top and bottom locking on request!
Dornmaß 26 mm und 36 mm in den Ausführungen rechts, links, lad und kopflad auf Anfrage!

Type 321.01



Glass door lock 321.01
Glastürschloss 321.01

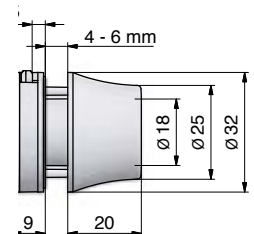
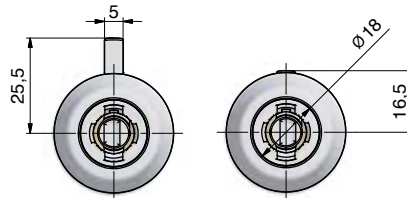
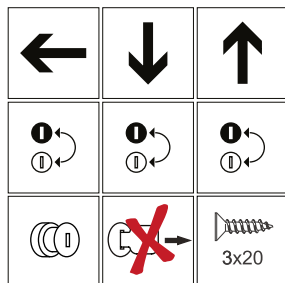


1432128006 ← 20 mm nickel plated / vernickelt 50

Type 321.10



Glass door lock 321.10
Glastürschloss 321.10



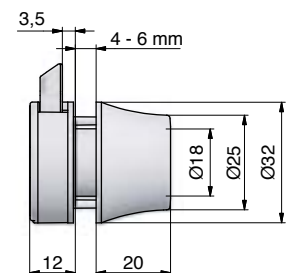
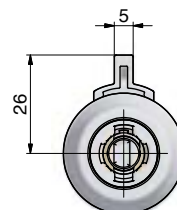
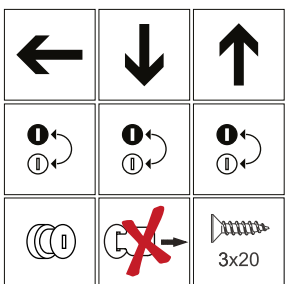
1432110201 ← 20 mm nickel plated / vernickelt 50

Backset 26 and 36 mm as right hand, left hand version or for top and bottom locking on request!
Dornmaß 26 mm und 36 mm in den Ausführungen rechts, links, lad und kopflad auf Anfrage!

Type 321.20



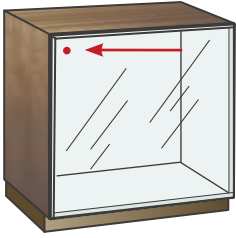
Glass door lock 321.20
Glastürschloss 321.20



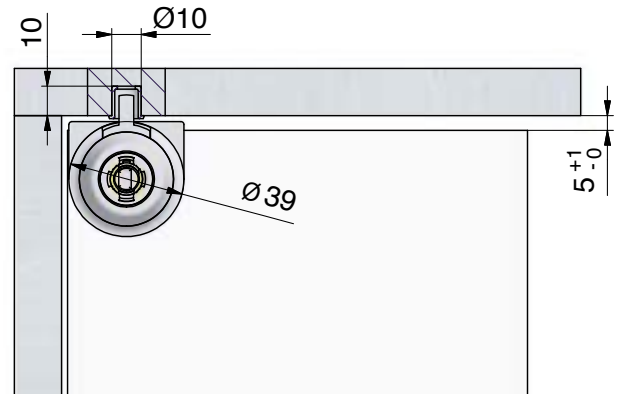
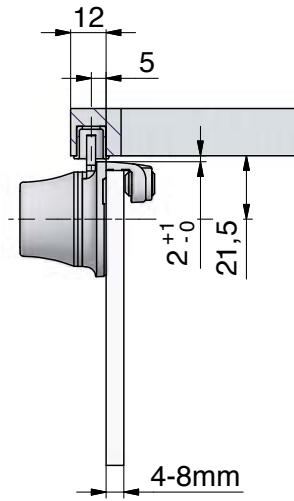
1432120201 ← 20 mm nickel plated / vernickelt 50

Type 324.01

Application example
Anwendungsbeispiel

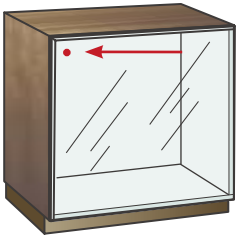


Glass door internally mounted
Glastür innenliegend

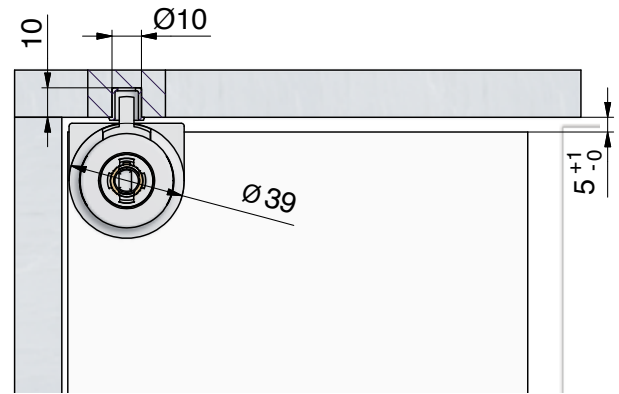
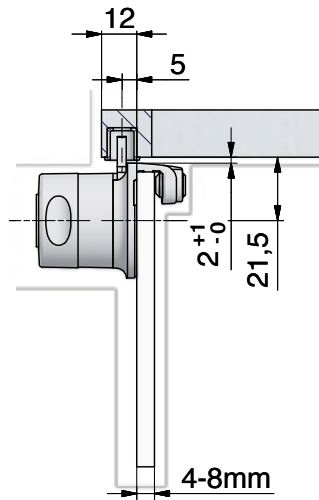


Type 324.02

Application example
Anwendungsbeispiel



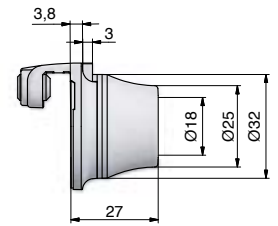
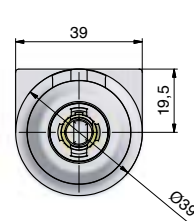
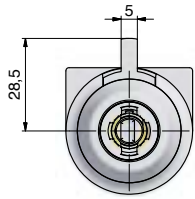
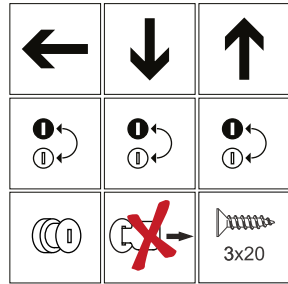
Glass door internally mounted
Glastür innenliegend



Type 324.01



Glass door lock 324.01
Glastürschloss 324.01

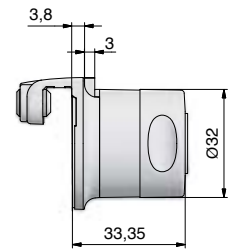
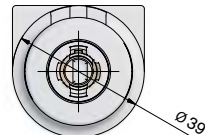
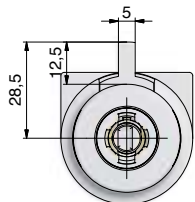
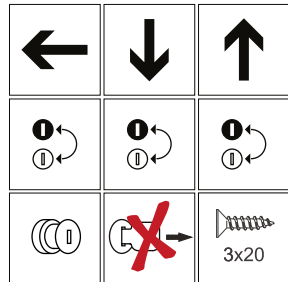


1432422011 ← 20 mm nickel plated / vernickelt 50

Type 324.02



Glass door lock 324.02
Glastürschloss 324.02



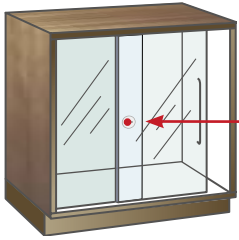
1432426021 ← 20 mm nickel plated / vernickelt 50

Type 326

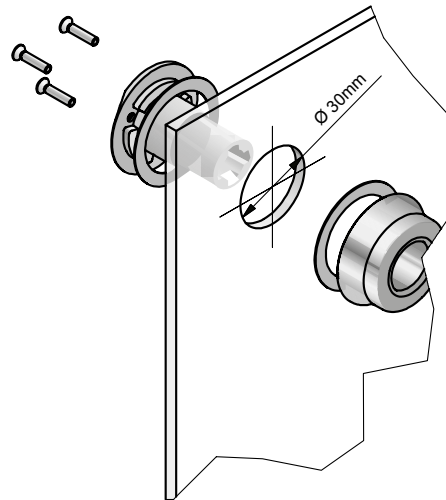
Order-No.
Bestell-Nr.

BQ
VE

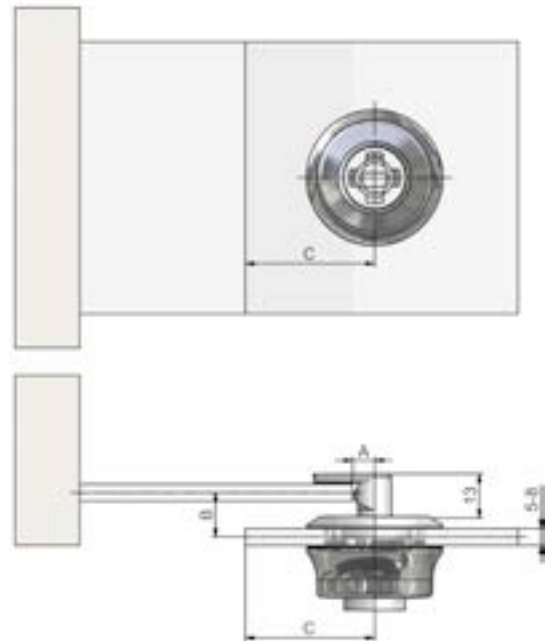
Application example
Anwendungsbeispiel



Double glass sliding door
Zweiflügelige Glasschiebetür

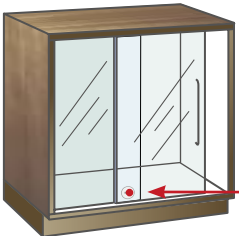


A = 8 mm
B = 12 mm - 15 mm (Standard 14 mm)
C = 45 mm (1,5 x d)



Type 282

Application example
Anwendungsbeispiel



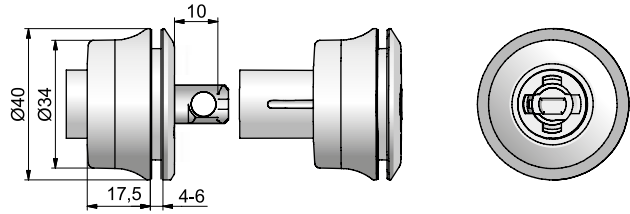
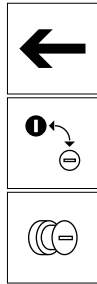
Double glass sliding door
Zweiflügelige Glasschiebetür



Type 326



Lock for glass sliding door 326
Glasschiebetürschloss 326

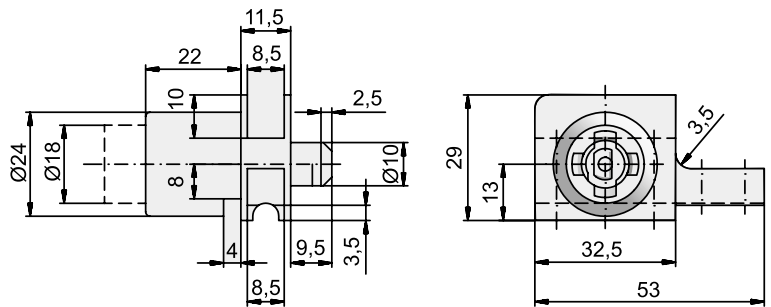
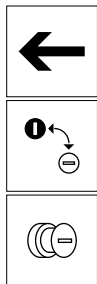


143262005 ← nickel plated / vernickelt 25

Type 282



Lock for glass sliding door 282
Glasschiebetürschloss 282



132824215 ← chrome plated / verchromt 100

Suitable for glass sliding door fitting system Passend zum Glasschiebetür - Beschlagsystem	Supra - Willach up to 8 mm glass thickness. Supra - Willach bis 8 mm Glasdicke.
---	--

System components

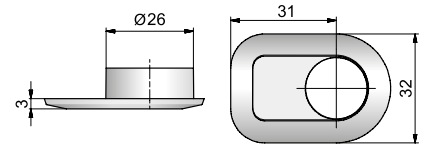
Systembauteile



Front plate 1
Frontplatte 1

Order-No.
Bestell-Nr.

BQ
VE



443247321

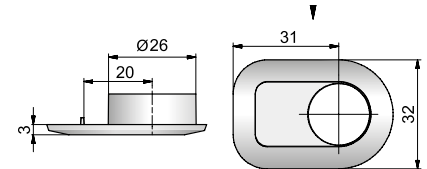
nickel plated / vernickelt

50



Front plate 2
Frontplatte 2

Buffer for inside glass doors
Mit Dämpfung und Anschlag



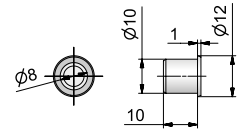
443247322

nickel plated / vernickelt

50



Socket 012
Arretierungshülse 012



543200120

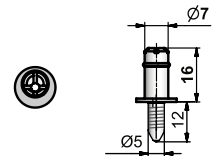
nickel plated / vernickelt

250



Stop 058.5
Anschlagstift 058.5

Buffer for use with inside doors.
Einsatz für innenliegende Glastüren.



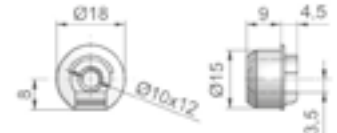
547500585

nickel plated / vernickelt

500



Socket 1085
Arretierungshülse 1085



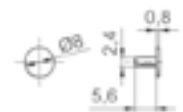
541085001

nickel plated / vernickelt

50



Key retention 0503
Schlüsselabzugsperr 0503



510000503

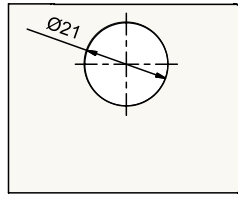
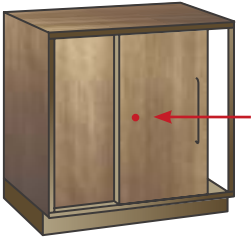
white / weiß

100

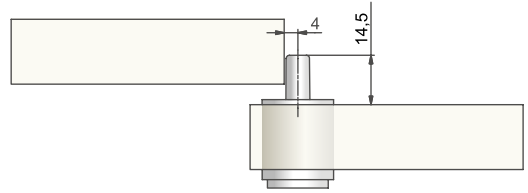
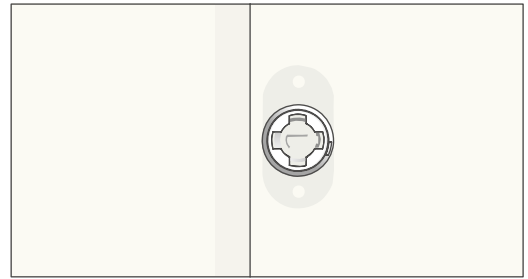
Description Erläuterungen	1
Cylinder + Keys Zylinder + Schlüssel	2
Case locks, cam locks and shooting bar locks Kasten-, Hebel- und Schubstangenschlösser	3
Espagnolette locks Drehstangenschlösser	4
Turn-handles Drehgriffe	5
Glass door locks Glastürschlösser	6
Sliding door locks Schiebetürschloss	7
Tambour locks Rolljalousieschlösser	8
Central locking systems Containerverschlüsse	9
Filing cabinet locks Karteischränkverschlüsse	10
Steel furniture locks Stahlmöbelschlösser	11
System components Systembauteile	12
Dial Lock e-solution	13
General terms and conditions Allgemeine Geschäftsbedingungen	14

Type 501

Application example
Anwendungsbeispiel

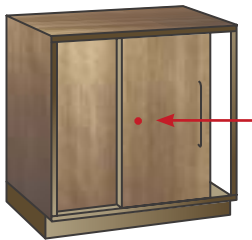


Drilling template without rosette
Bohrbild ohne Rosette

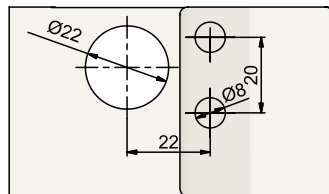


Type 514

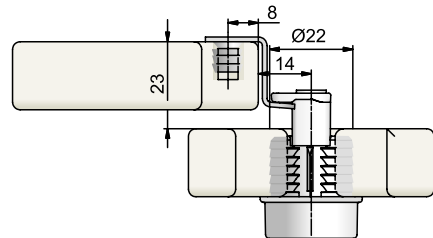
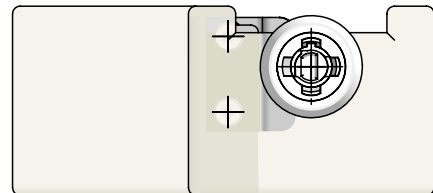
Application example
Anwendungsbeispiel



Drilling template / Bohrbild



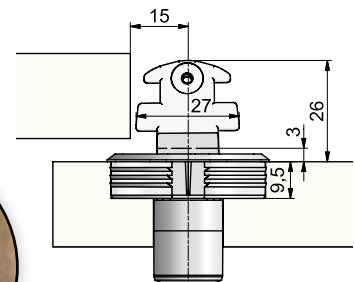
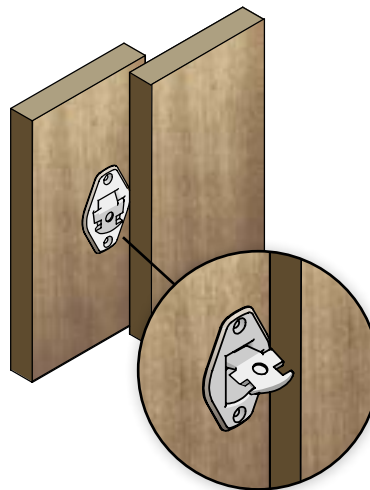
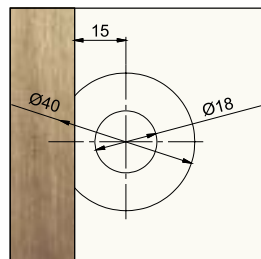
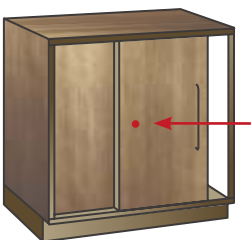
Distance / Hub 11,5 mm



Striker plate 3014.1 (see page 7.3)
Anschlagwinkel 3014.1 (siehe Seite 7.3)

Type 515

Application example
Anwendungsbeispiel



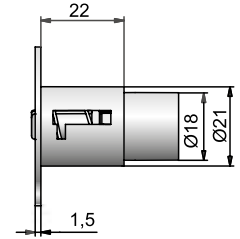
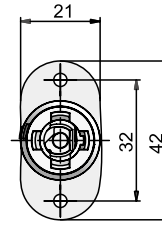
Type 501

Order-No.
Bestell-Nr.

BQ
VE



Push cylinder 501
Druckzylinder 501



145012005 ←

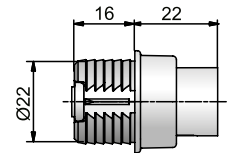
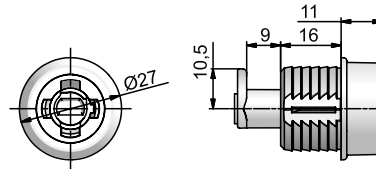
nickel plated / vernickelt

50

Type 514



Push-turn cylinder 514
Dreh-Druckzylinder 514



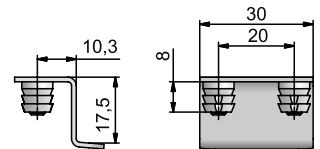
145142005 ←

nickel plated / vernickelt

25



Striker plate 3014.1
Anschlagwinkel 3014.1



443014101

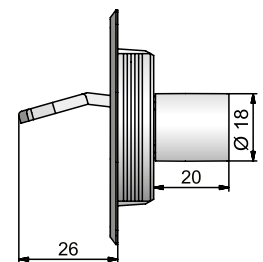
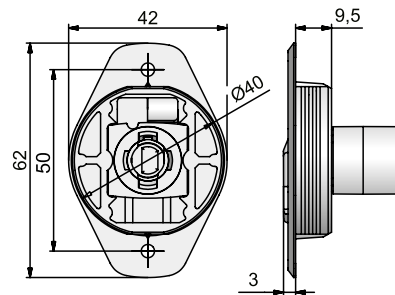
nickel plated / vernickelt

100

Type 515



Lock for sliding doors 515
Schiebetürschloss 515



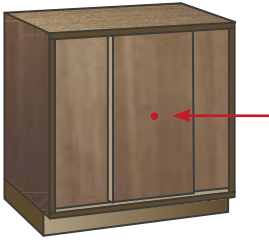
145152005 ←

nickel plated / vernickelt

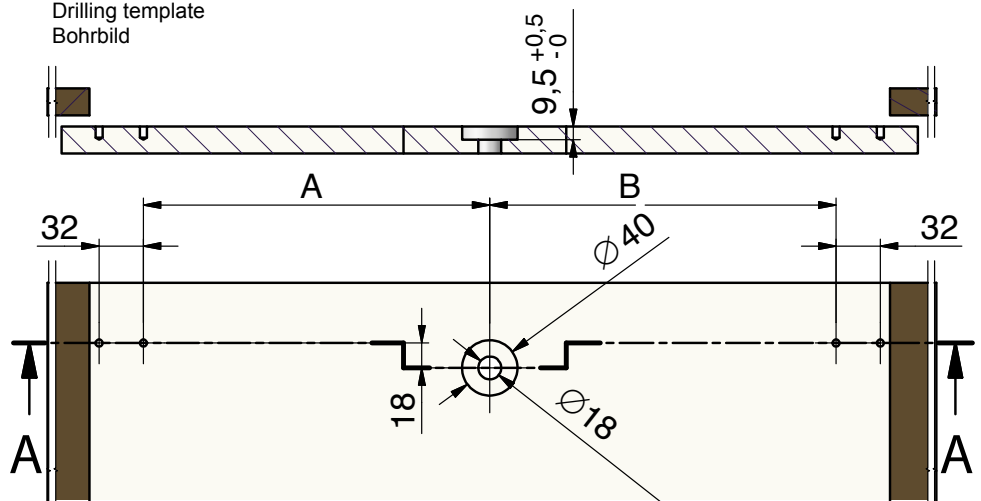
50

System S65

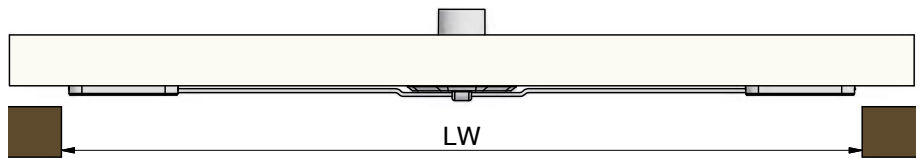
Application example
Anwendungsbeispiel



Drilling template
Bohrbild

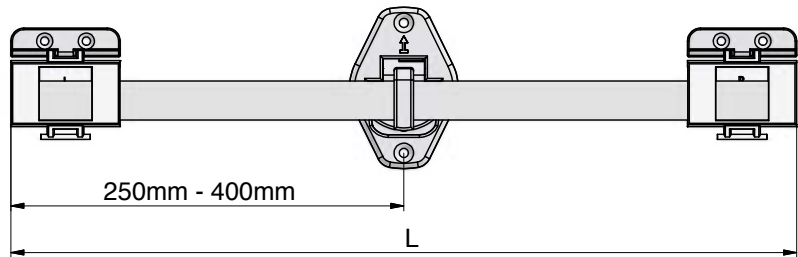


$$A/B = \frac{LW}{2} - 38$$

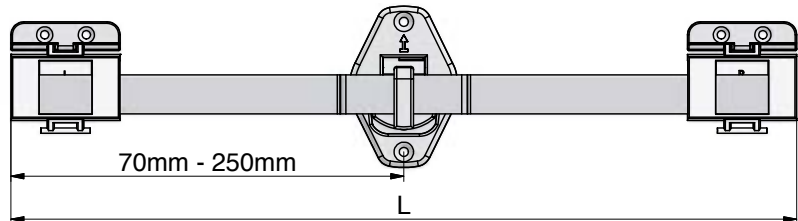


$$L = LW - 4$$

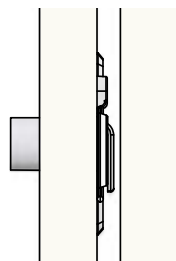
Swing bar 51.2
Verschlussblech 51.2



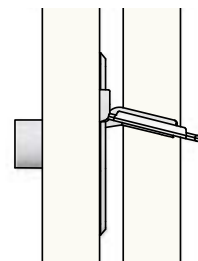
Swing bar 51.3
Verschlussblech 51.3



open
geöffnet



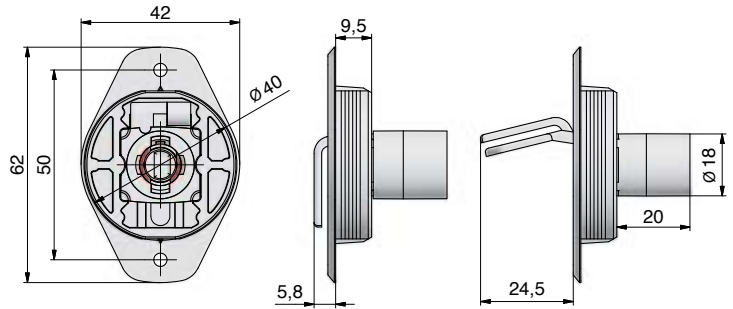
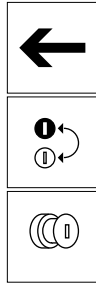
closed
geschlossen



System S65

Order-No.
Bestell-Nr.

BQ
VE



Lock for sliding doors 515.05
Schiebetürschloss 515.05

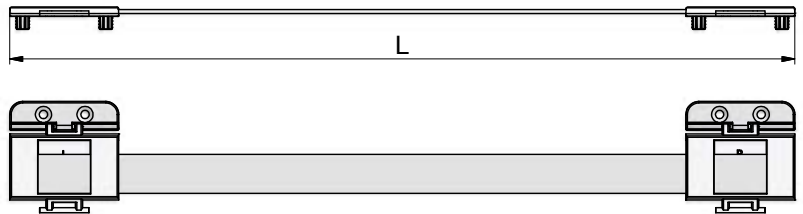
1451522051 ←

nickel plated / vernickelt

50



Swing bar 51.2
Verschlussblech 51.2



405108002

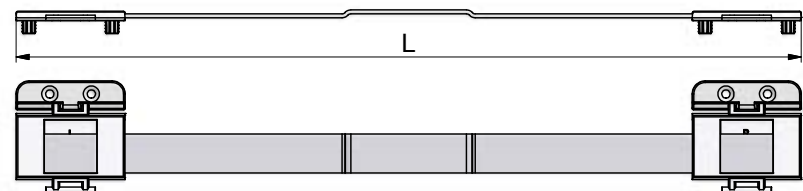
800mm

nickel plated / vernickelt

50



Swing bar 51.3
Verschlussblech 51.3



405104003

400mm

nickel plated / vernickelt

50

Further lengths on request
Weitere Längen auf Anfrage

Type 515

New and innovative locking
... *Perfection for sliding doors*

Die neue, innovative Schloss-Technik
... *Perfektion für Schiebetüren*

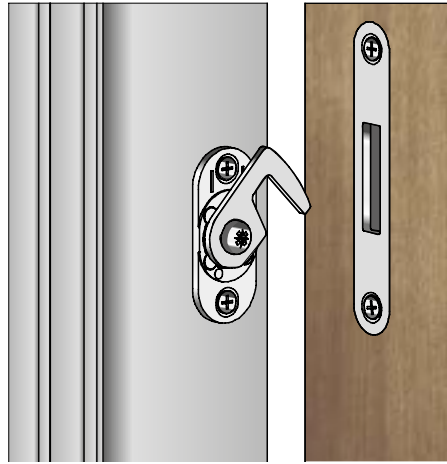
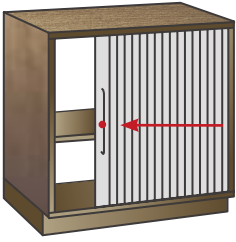


← SLIDE →

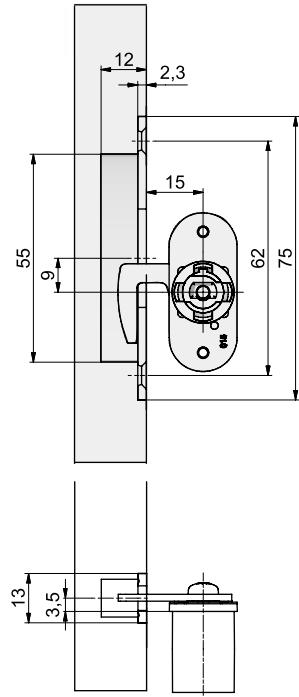
Description Erläuterungen	1
Cylinder + Keys Zylinder + Schlüssel	2
Case locks, cam locks and shooting bar locks Kasten-, Hebel- und Schubstangenschlösser	3
Espagnolette locks Drehstangenschlösser	4
Turn-handles Drehgriffe	5
Glass door locks Glastürschlösser	6
Sliding door locks Schiebetürschloss	7
Tambour locks Rolljalousieschlösser	8
Central locking systems Containerverschlüsse	9
Filing cabinet locks Karteischränkverschlüsse	10
Steel furniture locks Stahlmöbelschlösser	11
System components Systembauteile	12
Dial Lock e-solution	13
General terms and conditions Allgemeine Geschäftsbedingungen	14

Type 375

Application example
Anwendungsbeispiel

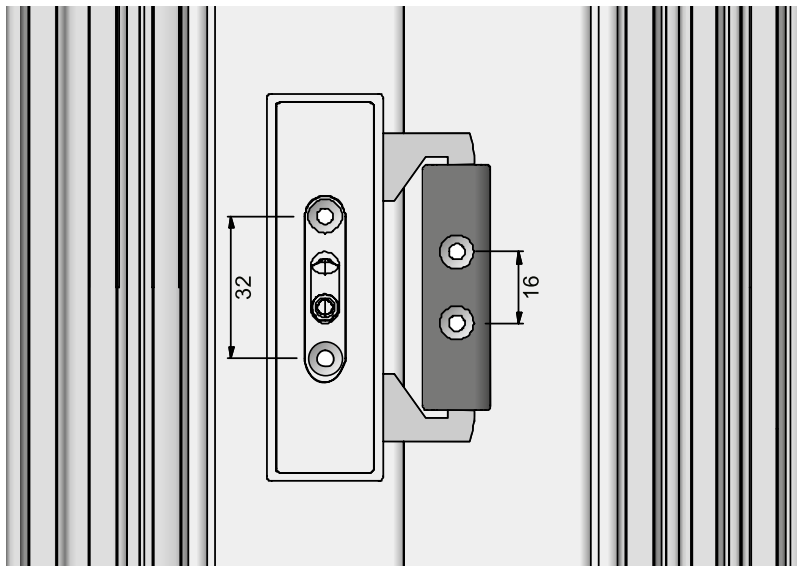
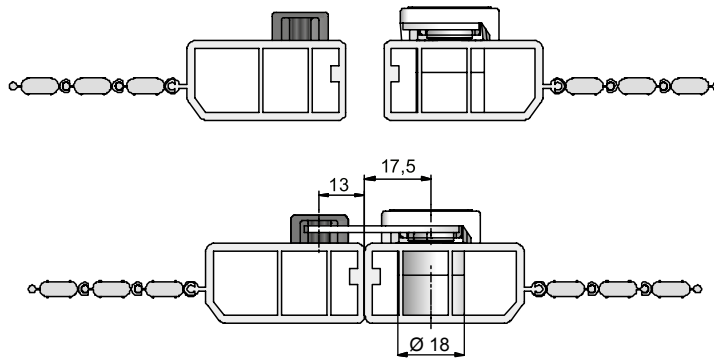
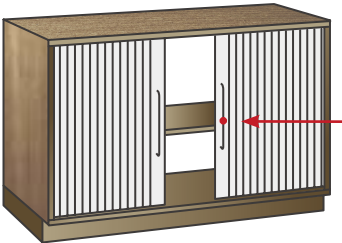


Striker plate 6614
Schließblech 6614



Type 415

Application example
Anwendungsbeispiel



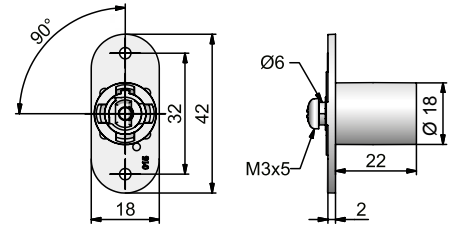
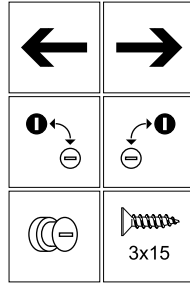
Type 375

Order-No.
Bestell-Nr.

BQ
VE



Cylinder lock 375
Hebelzylinder 375

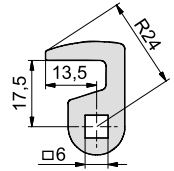


143754025	←	nickel plated / vernickelt	50
143764025	→	nickel plated / vernickelt	50



Bolt 472
Riegel 472

Other bolt on request / Sonderriegel auf Anfrage
For futher system components see chapter 12 / Weiteres Zubehör siehe Kapitel 12

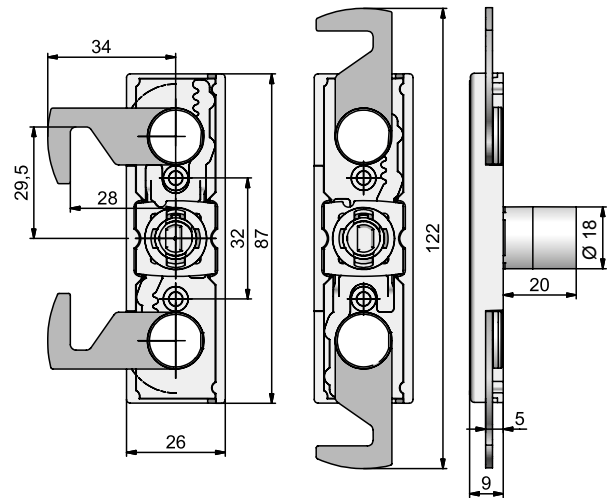
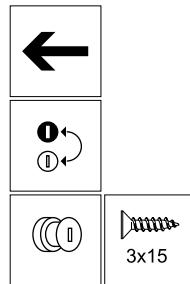


443714720		nickel plated / vernickelt	250
------------------	--	----------------------------	-----

Type 415



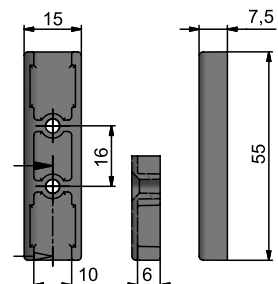
Roller shutter lock 415
Rolljalousieschloss 415



144152005	←	nickel plated / vernickelt	50
------------------	---	----------------------------	----



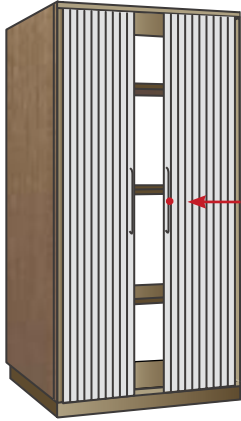
Stopper 4155
Anschlag 4155



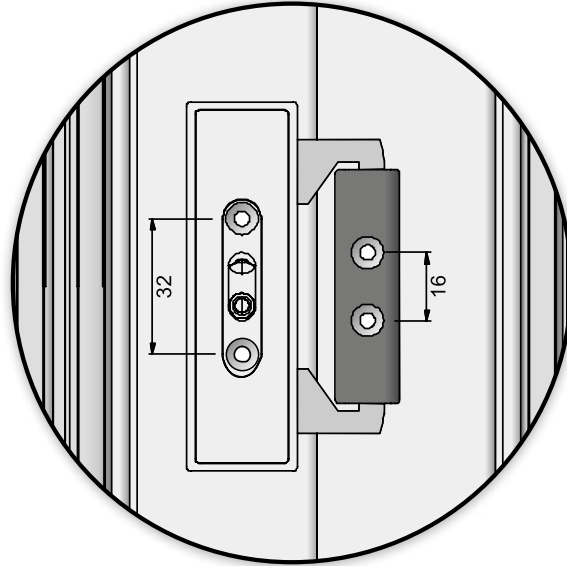
464155000		black / schwarz	100
------------------	--	-----------------	-----

System 415

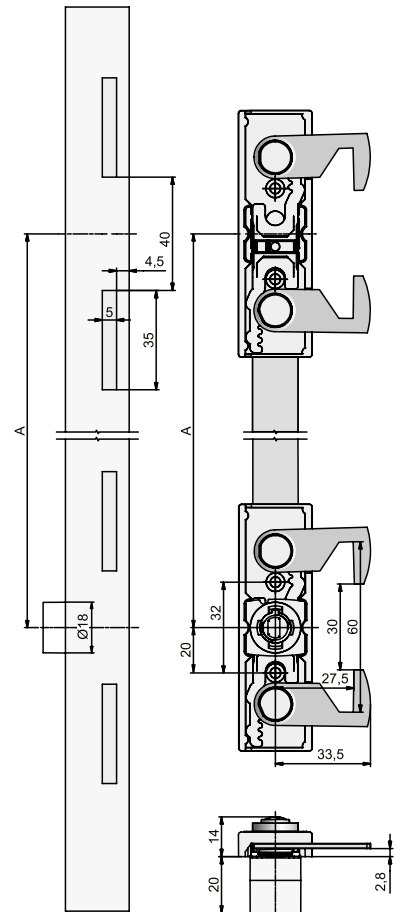
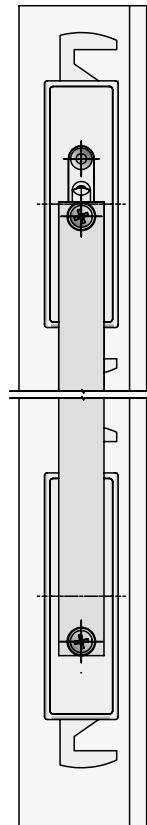
Application example
Anwendungsbeispiel



Multi-point lock
Mehrpunktverriegelung



A = min. 300 mm
max. 800 mm



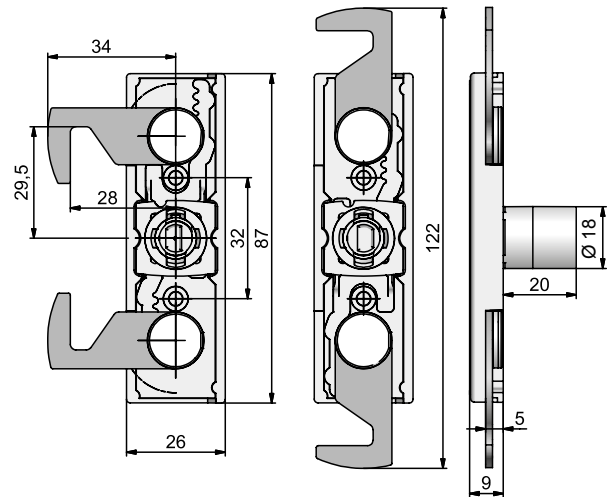
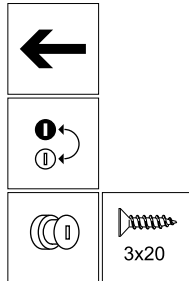
System 415

Order-No.
Bestell-Nr.

BQ
VE



Roller shutter lock 415
Rolljalousieschloss 415



144152005 ←

nickel plated / vernickelt

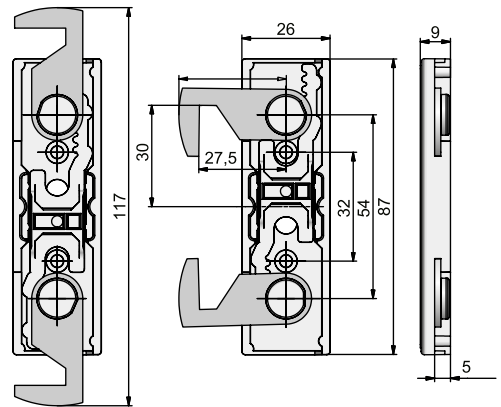
50

System components

Systembauteile



Locking component 4150
Verriegelungselement 4150



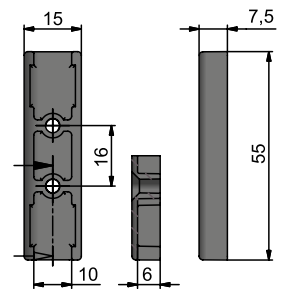
444150000

nickel plated / vernickelt

50



Stopper 4155
Anschlag 4155



464155000

black / schwarz

100



Bar 41.5
Stange 41.5

Further lengths on request / Weitere Längen auf Anfrage

434106005

50

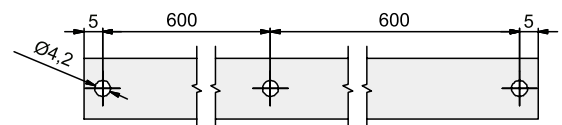


Bar 41.6
Stange 41.6

Further lengths on request / Weitere Längen auf Anfrage

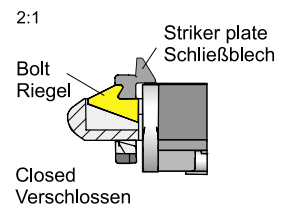
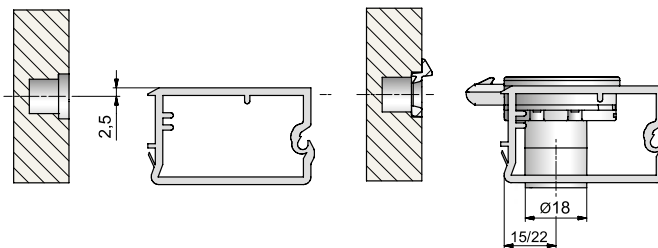
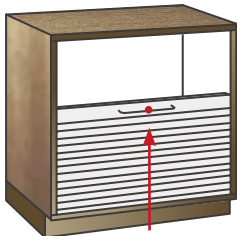
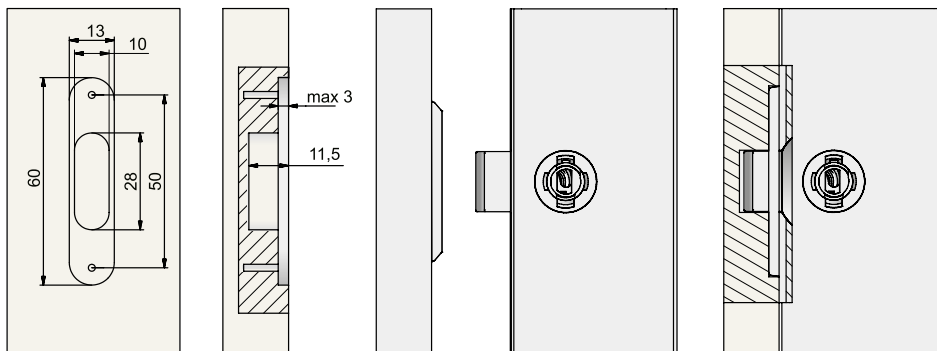
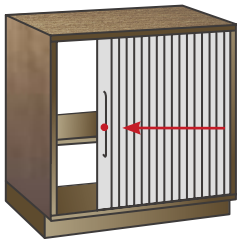
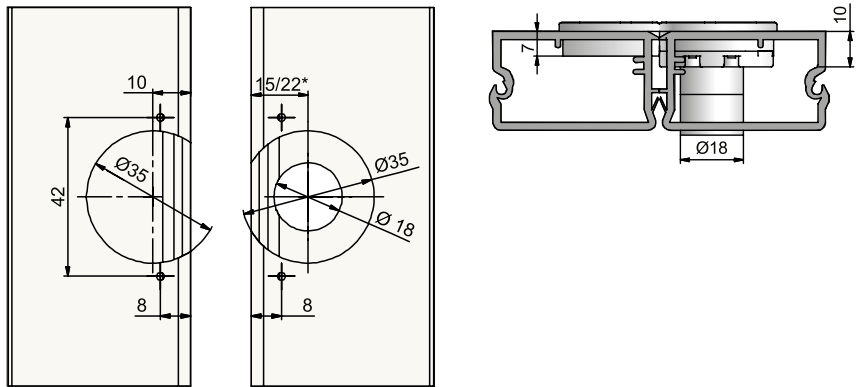
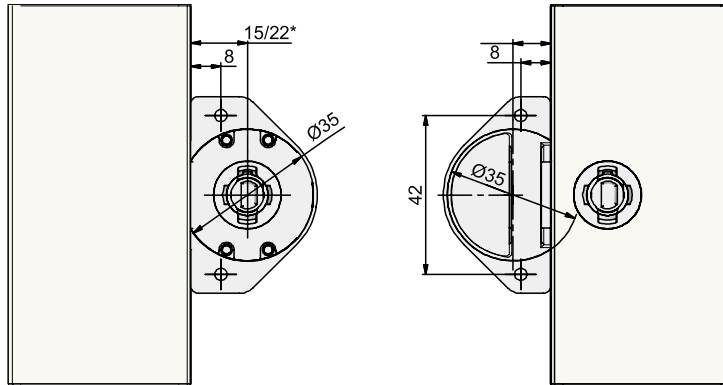
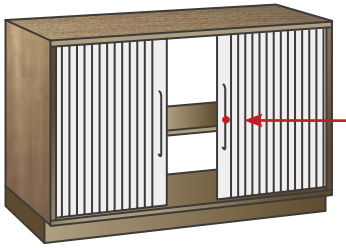
434106006

50



Type 416

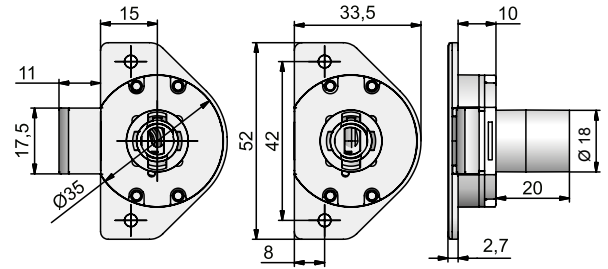
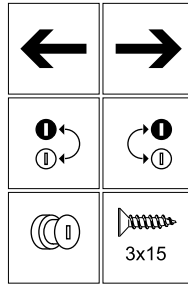
Application example
Anwendungsbeispiel



Type 416

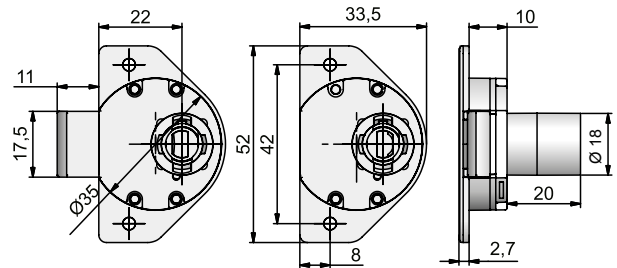
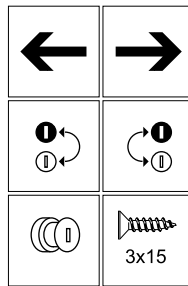
Order-No.
Bestell-Nr.

BQ
VE



Tambour lock 416
Rolljalousieschloss 416

144162155	←	15 mm	nickel plated / vernickelt	50
144162156	→	15 mm	nickel plated / vernickelt	50



Tambour lock 416
Rolljalousieschloss 416

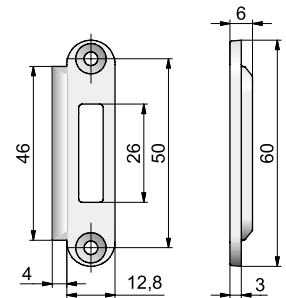
144162225	←	22 mm	nickel plated / vernickelt	50
144162226	→	22 mm	nickel plated / vernickelt	50

System components

Systembauteile



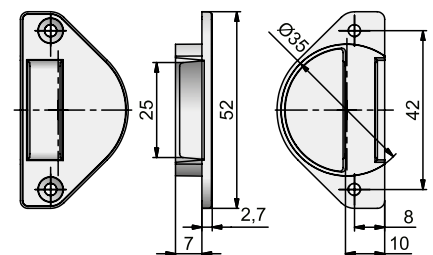
Striker plate 4161
Schließblech 4161



444161000		nickel plated / vernickelt	250
------------------	--	----------------------------	-----



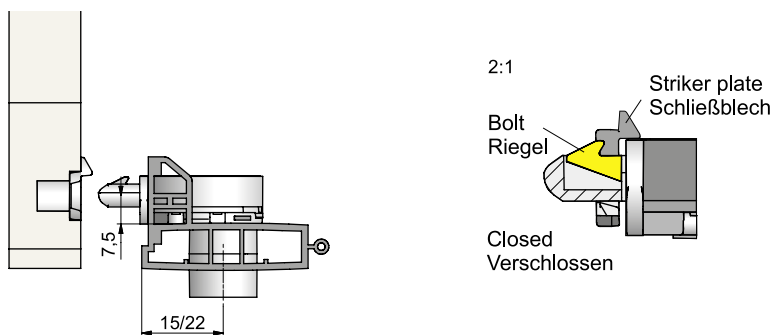
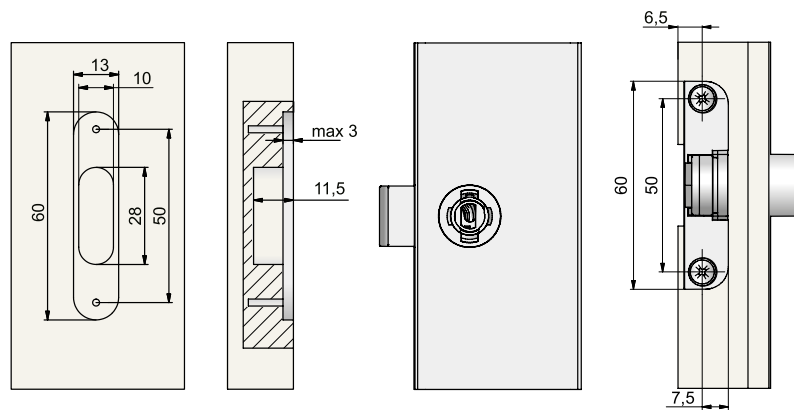
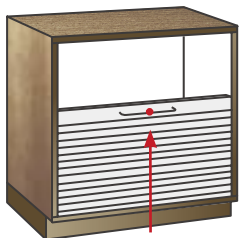
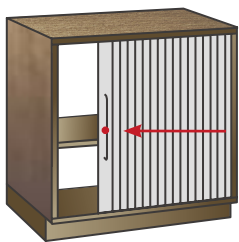
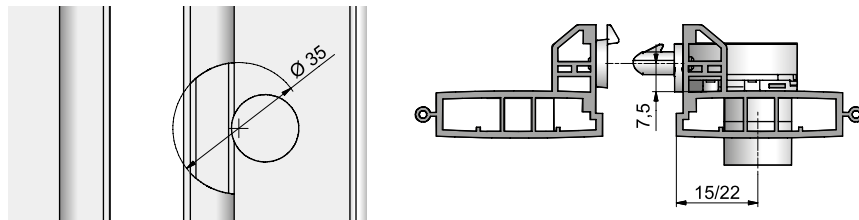
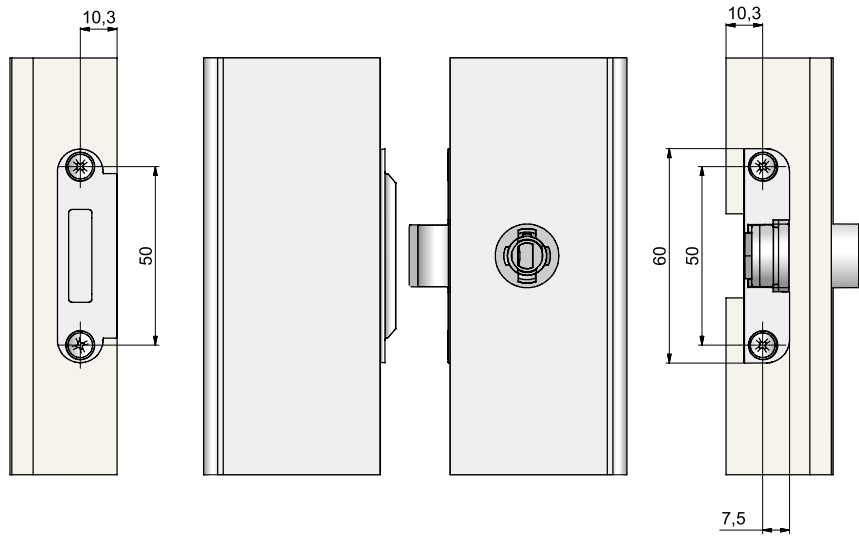
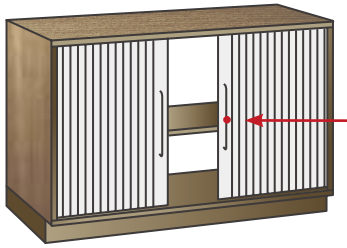
Striker plate 4165
Schließblech 4165



444165000		nickel plated / vernickelt	100
------------------	--	----------------------------	-----

Type 416.1

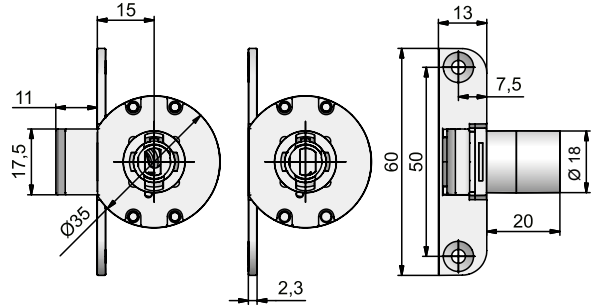
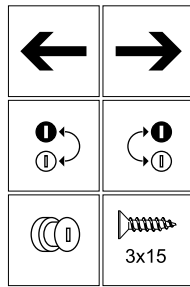
Application example
Anwendungsbeispiel



Type 416.1

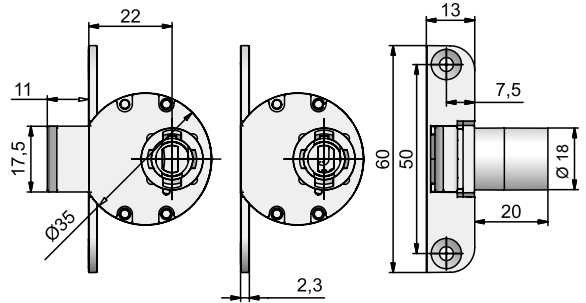
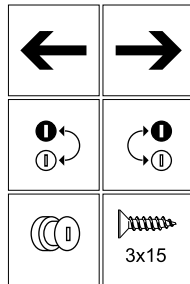
Order-No.
Bestell-Nr.

BQ
VE



Tambour lock 416.1
Rolljalousieschloss 416.1

144161155	←	15 mm	nickel plated / vernickelt	50
144161156	→	15 mm	nickel plated / vernickelt	50



Tambour lock 416.1
Rolljalousieschloss 416.1

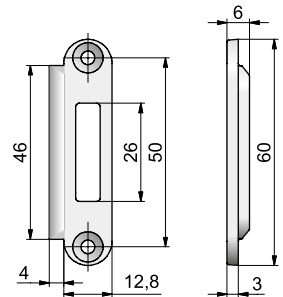
144161225	←	22 mm	nickel plated / vernickelt	50
144161226	→	22 mm	nickel plated / vernickelt	50

System components

Systembauteile



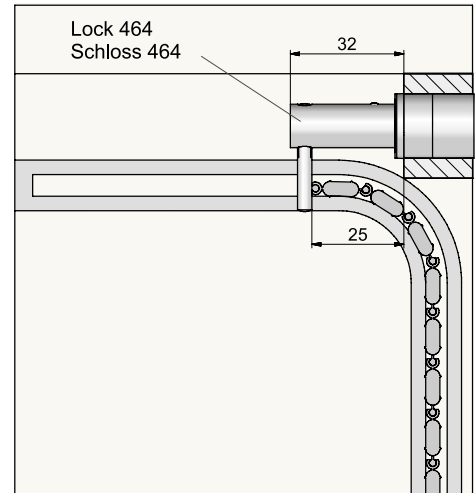
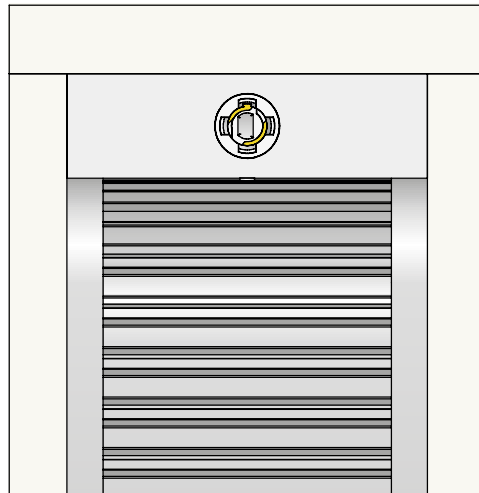
Striker plate 4161
Schließblech 4161



444161000			nickel plated / vernickelt	50
------------------	--	--	----------------------------	----

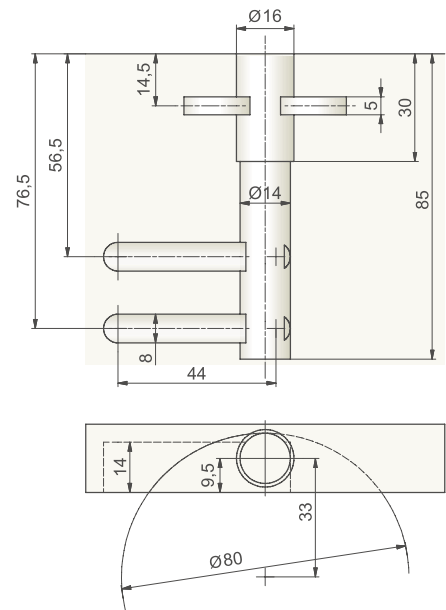
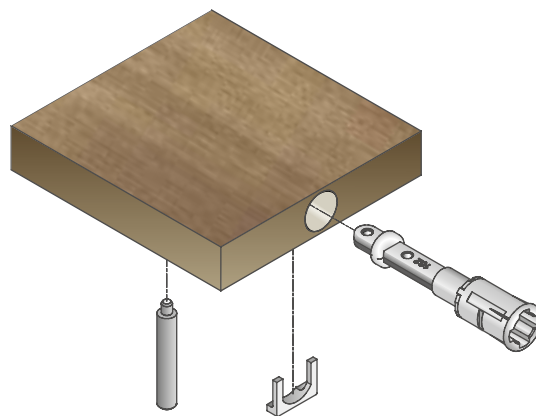
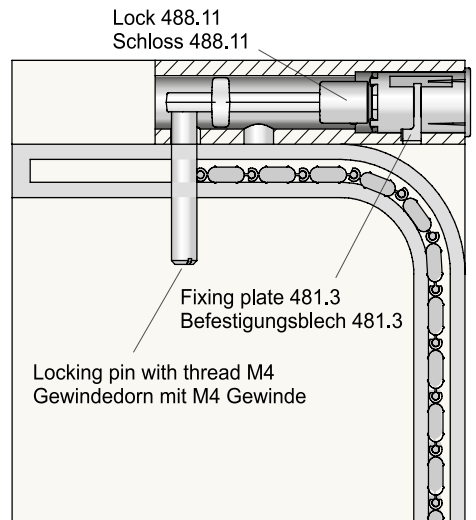
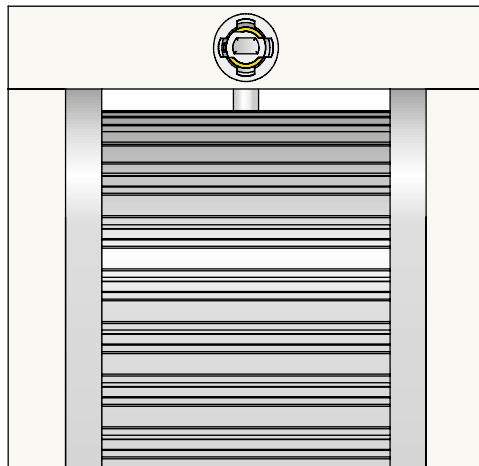
Type 464

Application example
Anwendungsbeispiel



Type 488

Application example
Anwendungsbeispiel



Detent pins on request / Sperrstifte auf Anfrage

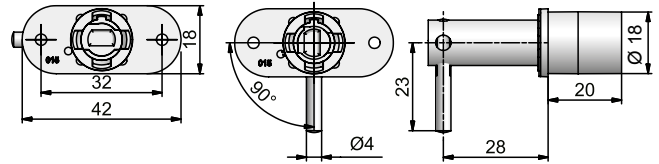
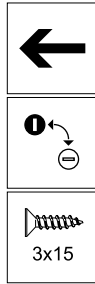
Type 464

Order-No.
Bestell-Nr.

BQ
VE



Cylinder lock 464
Zylinderschluss 464



144642008 ←

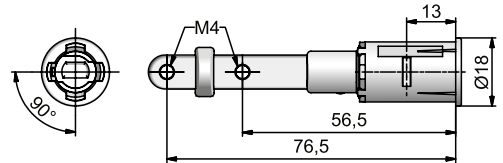
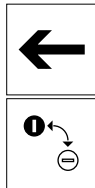
nickel plated / vernickelt

50

Type 488



Cylinder lock 488.11
Zylinderschluss 488.11



1448840020 ←

nickel plated / vernickelt

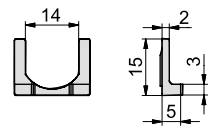
50

System components

Systembauteile



Fixing plate 481.3
Befestigungsblech 481.3



444810030

nickel plated / vernickelt

50



Locking pin with thread M4
Dorn mit M4 Gewinde



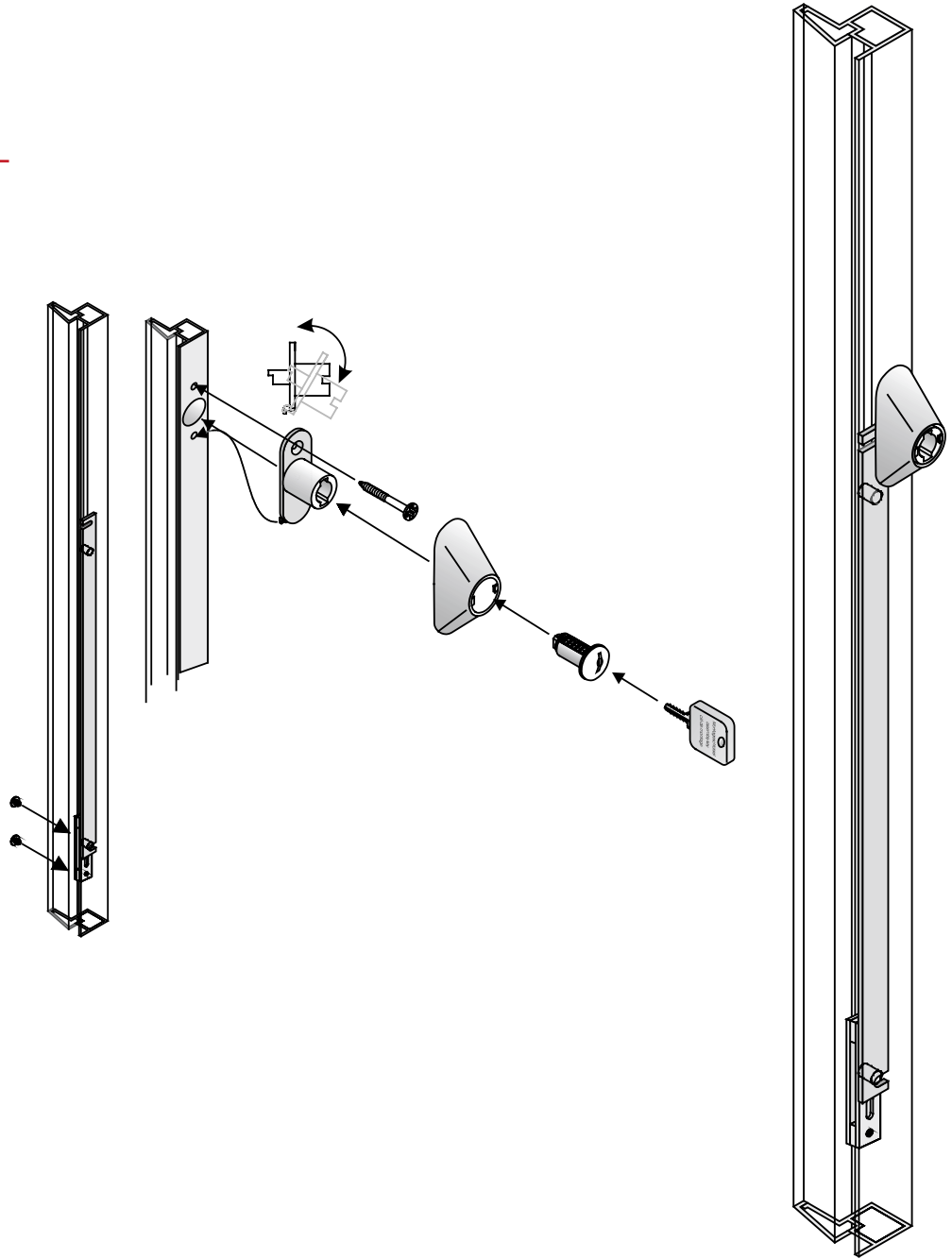
404107405

Steel / Stahl

50

Type 590

Application example
Anwendungsbeispiel

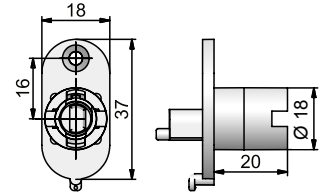
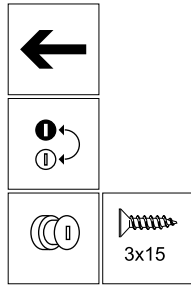


Type 590

Order-No. Bestell-Nr. BQ VE



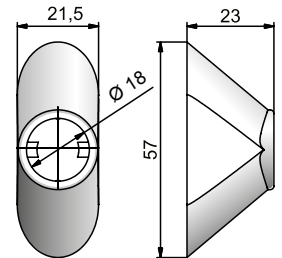
Tambour lock 590
Rolljalousieschloss 590



145902005 ← nickel plated / vernickelt 50



Cover 590.1
Abdeckung 590.1



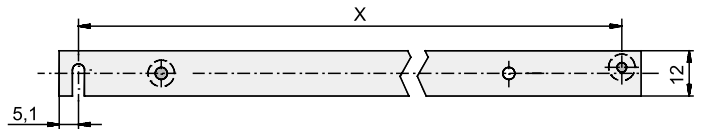
545900001 nickel plated / vernickelt 50

System components

System components Rehau
Systembauteile Rehau



Lifting bar 58.5
Hubstange 58.5

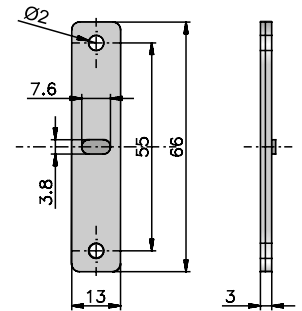


Calculation of lifting bar 58.5 length on request / Berechnung Hubstange 58.5 auf Anfrage

405809005 50



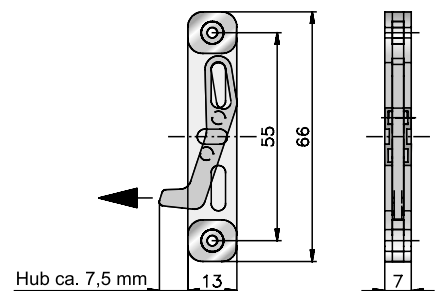
Spacer 594
Distanzplatte 594



465940002 50



Wedge 594.1
Kulisse 594.1




445940001 50

Type 416 / 416.1

The lock program for roller shutters
... a lock for all market requirements

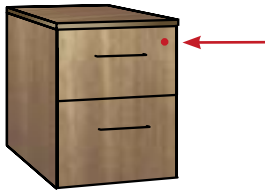
Das Schlossprogramm für Rolljalousien
... universell einsetzbar



Description Erläuterungen	1
Cylinder + Keys Zylinder + Schlüssel	2
Case locks, cam locks and shooting bar locks Kasten-, Hebel- und Schubstangenschlösser	3
Espagnolette locks Drehstangenschlösser	4
Turn-handles Drehgriffe	5
Glass door locks Glastürschlösser	6
Sliding door locks Schiebetürschloss	7
Tambour locks Rolljalousieschlösser	8
Central locking systems Containerverschlüsse	9
Filing cabinet locks Karteischränkverschlüsse	10
Steel furniture locks Stahlmöbelschlösser	11
System components Systembauteile	12
Dial Lock e-solution	13
General terms and conditions Allgemeine Geschäftsbedingungen	14

System 42

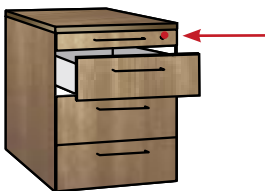
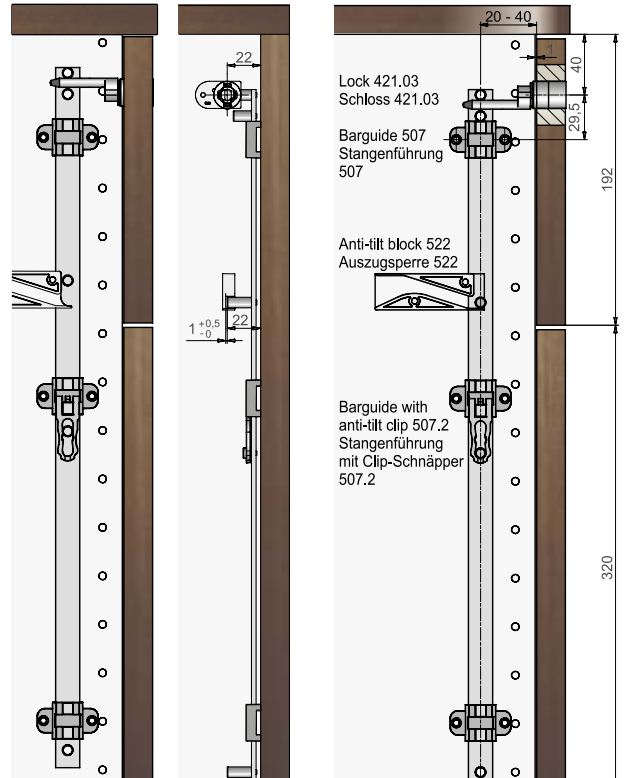
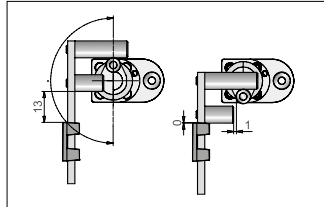
Application example
Anwendungsbeispiel



Surface mounted locking bar
Zentralverschlussstange aufliegend

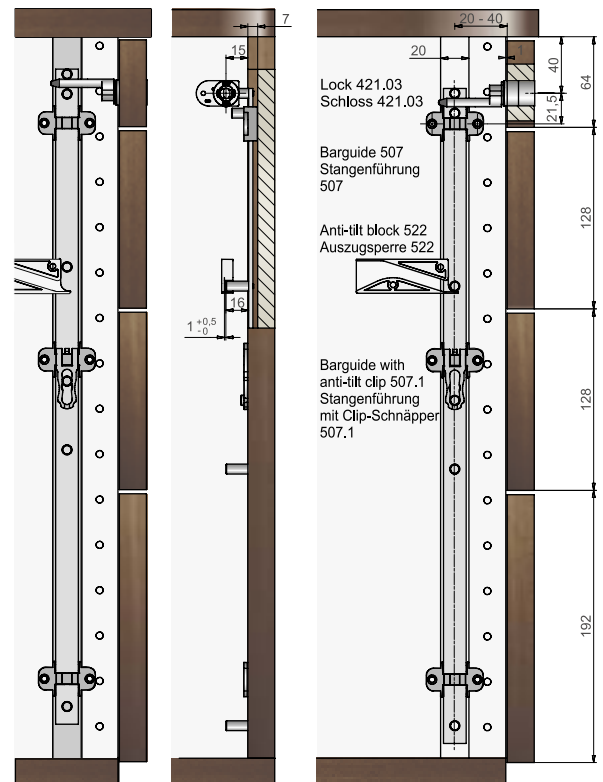
Pedestal without pen tray
Container ohne Materialschub

Stroke 13 mm
Verschlusshub 13 mm



Pedestal with pen tray
Container mit Materialschub

Recessed locking bar
Zentralverschlussstange eingelassen



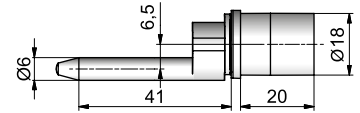
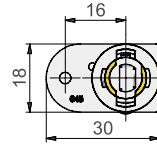
Other dimensions based on other system components on request.
Weitere Komponenten, Einbauzeichnungen erhalten Sie auf Anfrage.

System 42

Central locking
Zentralverschluss

Order-No.
Bestell-Nr.

BQ
VE



Lock 421.03
Schloss 421.03

144212035 ←

nickel plated / vernickelt

50

System components

Systembauteile



Locking bar 42
Verschlussstange 42

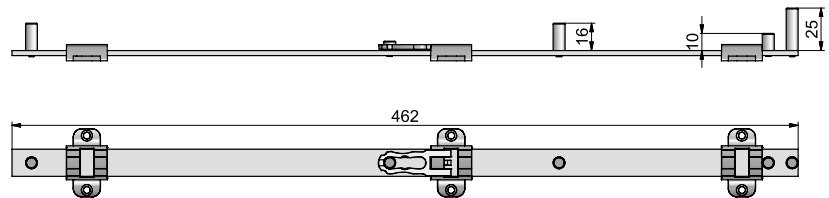
surface mounted / aufliegend

404246850

462 mm

Steel / Stahl

100



Locking bar 42
Verschlussstange 42

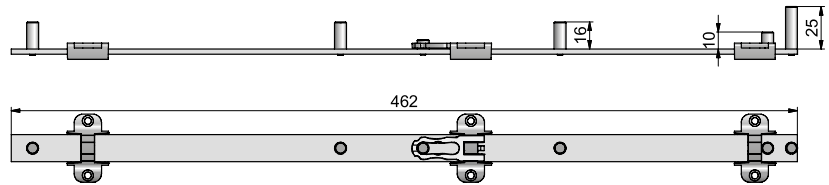
recessed / innenliegend

404246840

462 mm

Steel / Stahl

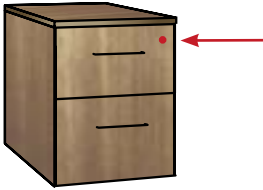
100



Further lengths on request / Weitere Längen auf Anfrage

System 47

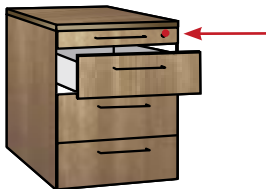
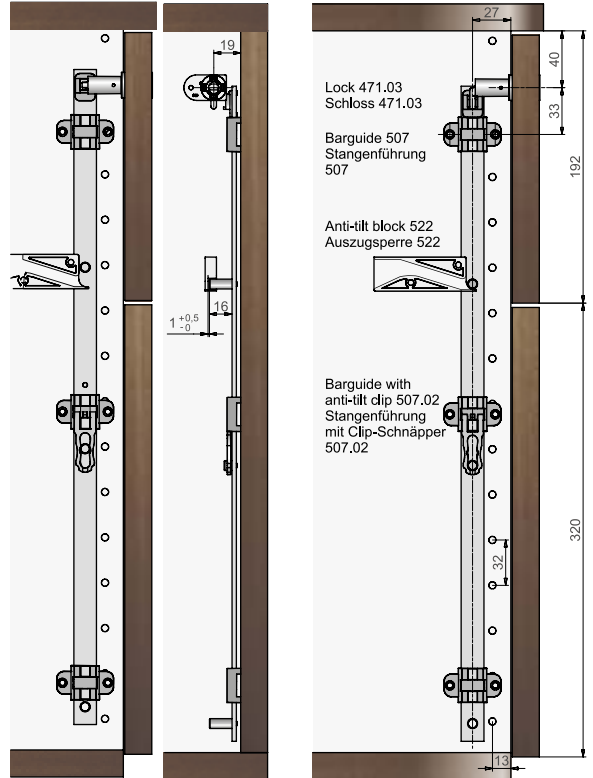
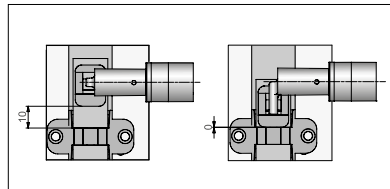
Application example
Anwendungsbeispiel



Pedestal without pen tray
Container ohne Materialschub

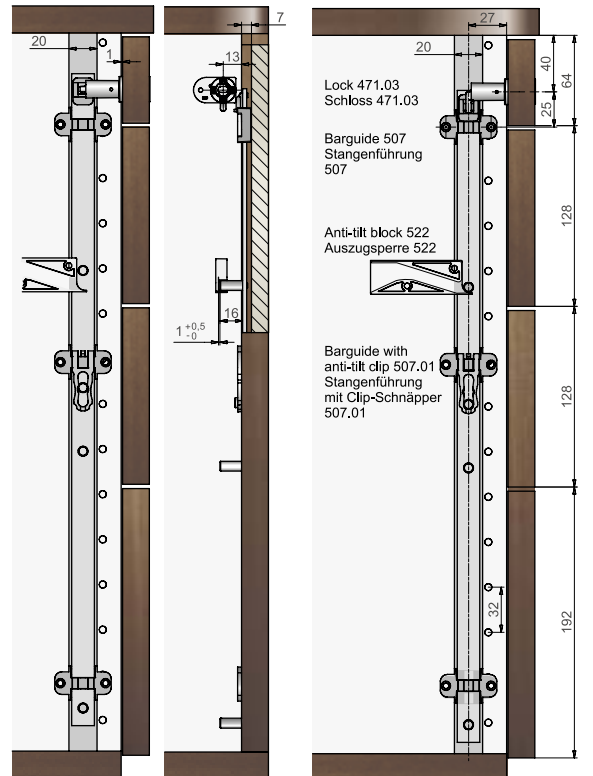
Surface mounted locking bar
Zentralverschlussstange aufliegend

Stroke 10 mm
Verschlusshub 10 mm



Pedestal with pen tray
Container mit Materialschub

Recessed locking bar
Zentralverschlussstange eingelassen



Other dimensions based on other system components on request.
Weitere Komponenten, Einbauzeichnungen erhalten Sie auf Anfrage.

System 47

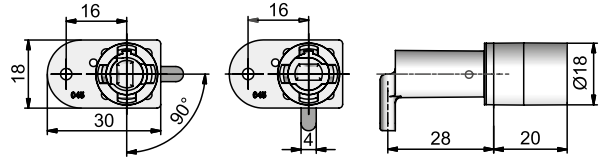
Central locking
Zentralverschluss



Lock 471.03
Schloss 471.03

Order-No.
Bestell-Nr.

BQ
VE



144712035 ←

nickel plated / vernickelt

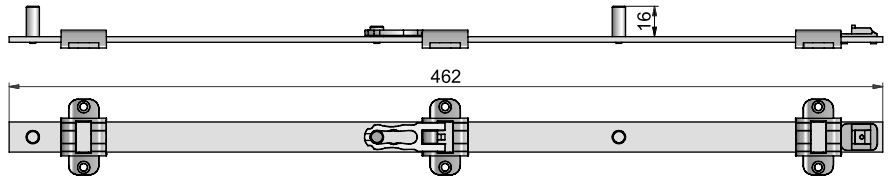
50

System components

Systembauteile



Locking bar 47.4
Verschlussstange 47.4



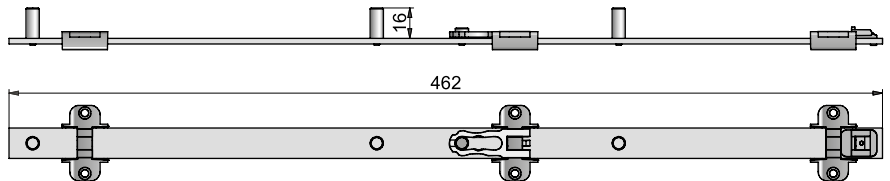
404747384

Steel / Stahl

50



Locking bar 47.4
Verschlussstange 47.4



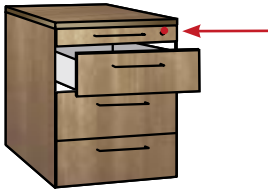
404747374

Steel / Stahl

50

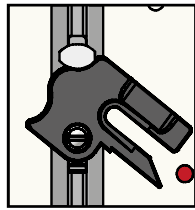
SVS 3

Application example
Anwendungsbeispiel

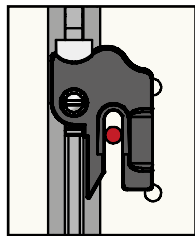


Pedestal with pen tray /
Unterbaucontainer mit
Materialschub

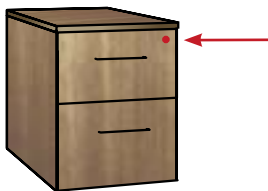
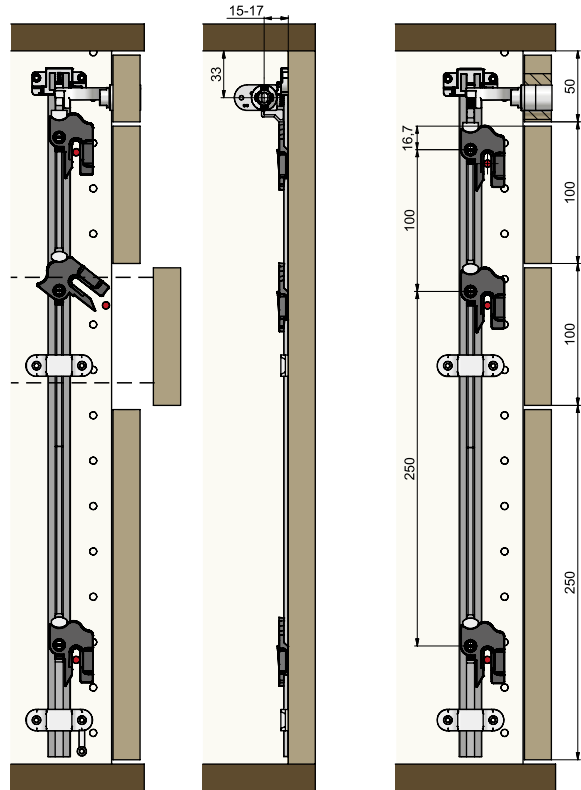
Surface mounted locking bar /
Zentralverschlussstange
aufliegend



Open drawer /
Schubkasten geöffnet

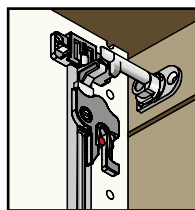


Closed drawer /
Schubkasten geschlossen

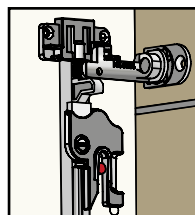


Pedestal without pen tray /
Unterbaucontainer ohne
Materialschub

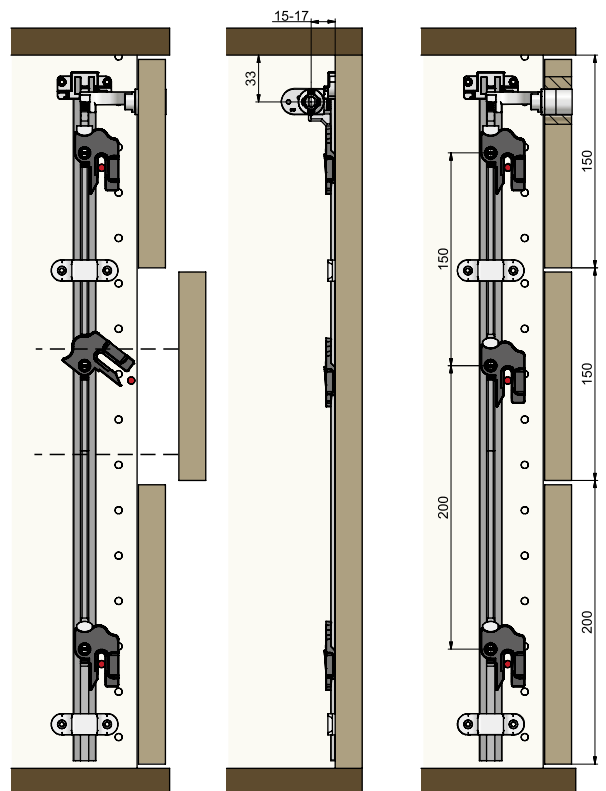
Recessed locking bar /
Zentralverschlussstange
eingelassen



open / offen



closed / geschlossen



SVS 3

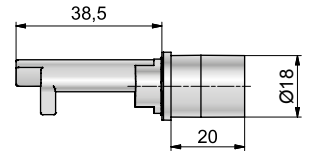
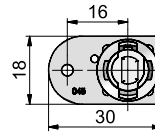
Central locking
Zentralverschluss



Lock 429.09
Schloss 429.09

Order-No.
Bestell-Nr.

BQ
VE



144292095 ←

nickel plated / vernickelt

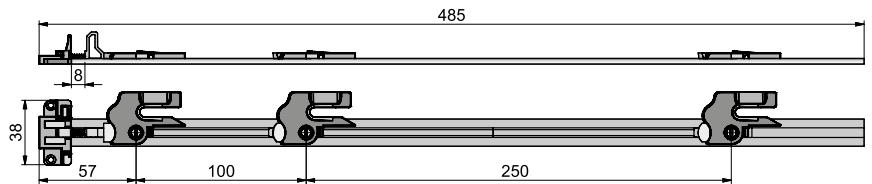
50

System components

Systembauteile



HE 1-2-2-5
Locking bar 0952
Schließstange 0952

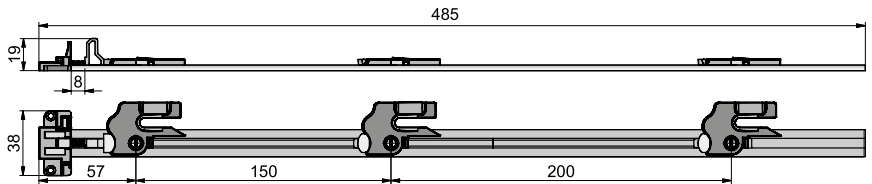


4383118201

50



HE 3-3-4
Locking bar 0952
Schließstange 0952

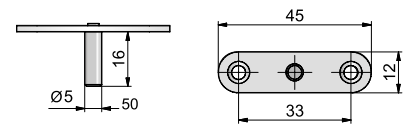


4383118211

50



952.001
Security peg for wooden
drawers
Sperrstift für Holzschubladen



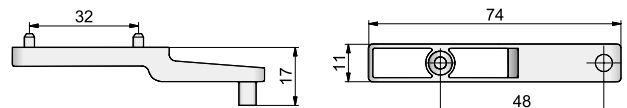
439520001

Steel / Stahl

50



952.002
security peg for steel frames
Sperrstift für Stahlzargen



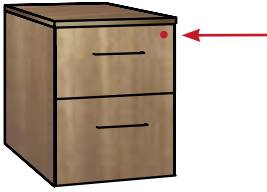
4683003720

black / schwarz

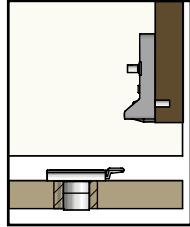
50

SVS ELEVON

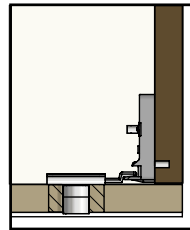
Application example
Anwendungsbeispiel



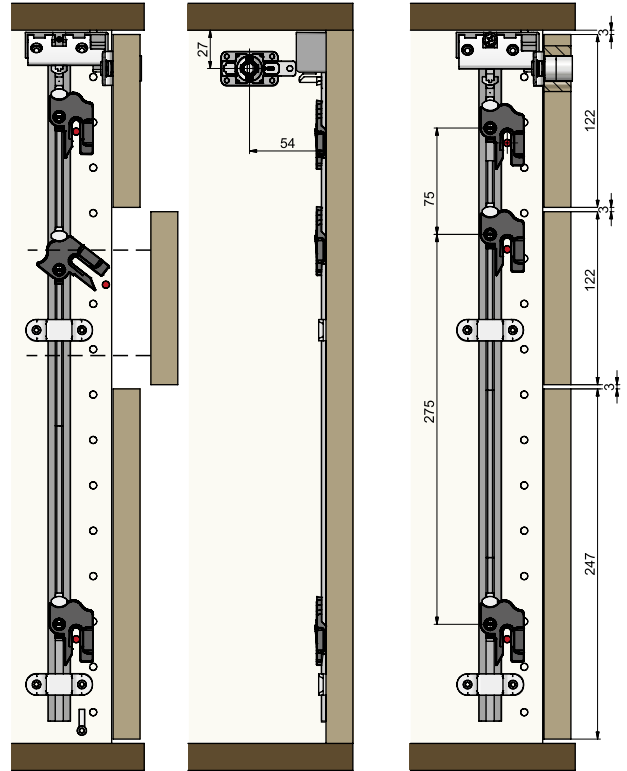
Pedestal without pen tray /
Unterbaucontainer ohne
Materialschub



open / offen



closed / geschlossen



SVS ELEVON

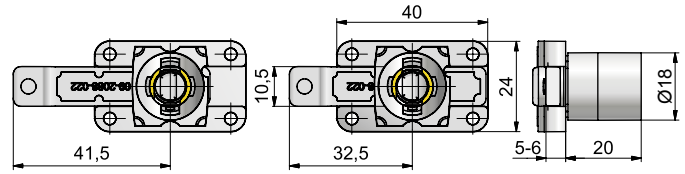
Central locking
Zentralverschluss



Lock 430
Schloss 430

Order-No.
Bestell-Nr.

BQ
VE



164302005 ←

nickel plated / vernickelt

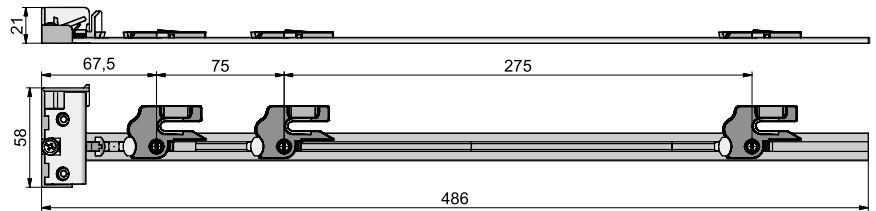
50

System components

Systembauteile



HE 3-3-4
Locking bar 0952
Schließstange 0952

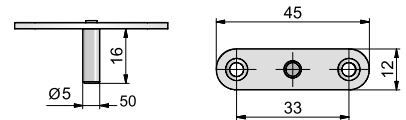


4383118251

50



Security peg for wooden
drawers
Sperrstift für Holzschubladen



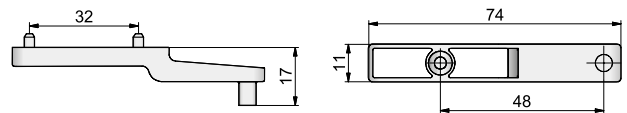
439520001

Steel / Stahl

50



Security peg for steel frames
Sperrstift für Stahlzargen



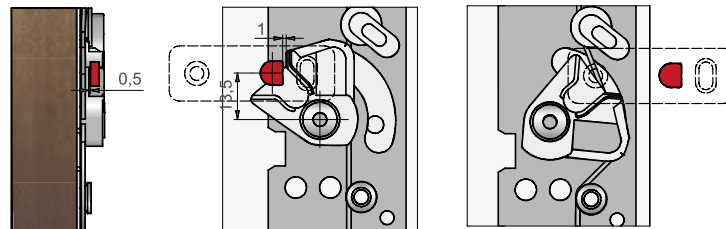
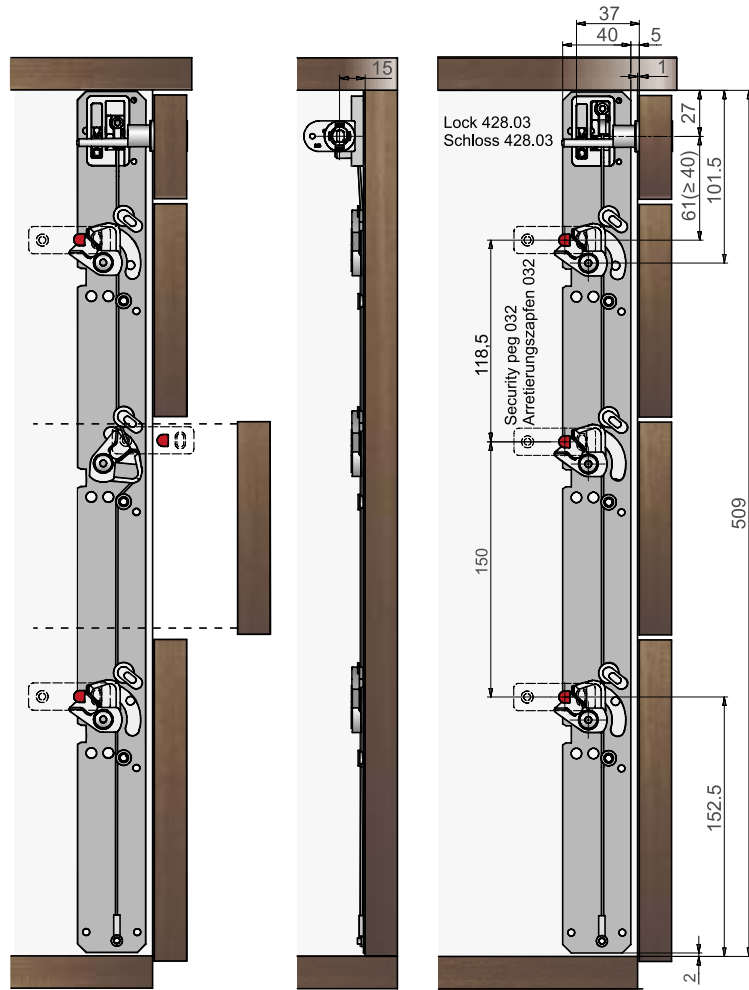
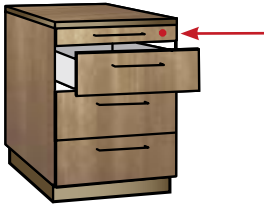
4683003720

black / schwarz

50

Simultan Stop

Application example
Anwendungsbeispiel



Drawer open
Schubkasten geöffnet

Other installation situation on request / Weitere Einbausituationen erhalten Sie auf Anfrage

Simultan Stop

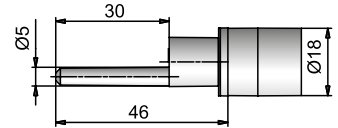
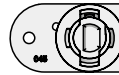
Central locking
Zentralverschluss



Lock 428.03
Schloss 428.03

Order-No.
Bestell-Nr.

BQ
VE



144282035 ←

nickel plated / vernickelt

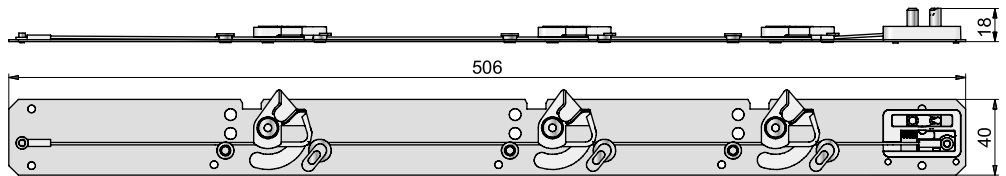
50

System components

Systembauteile



Simultan Stop



Further lengths on request / Weitere Längen auf Anfrage

492803501

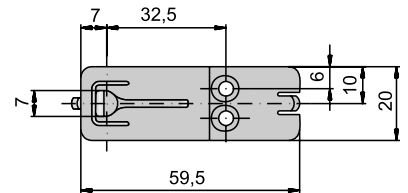
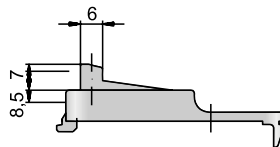
506 mm

blackened / geschwärzt

100



Security peg 030
Arretierungszapfen 030



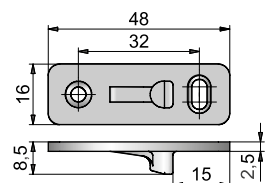
462800300

black / schwarz

100



Security peg 032
Arretierungszapfen 032



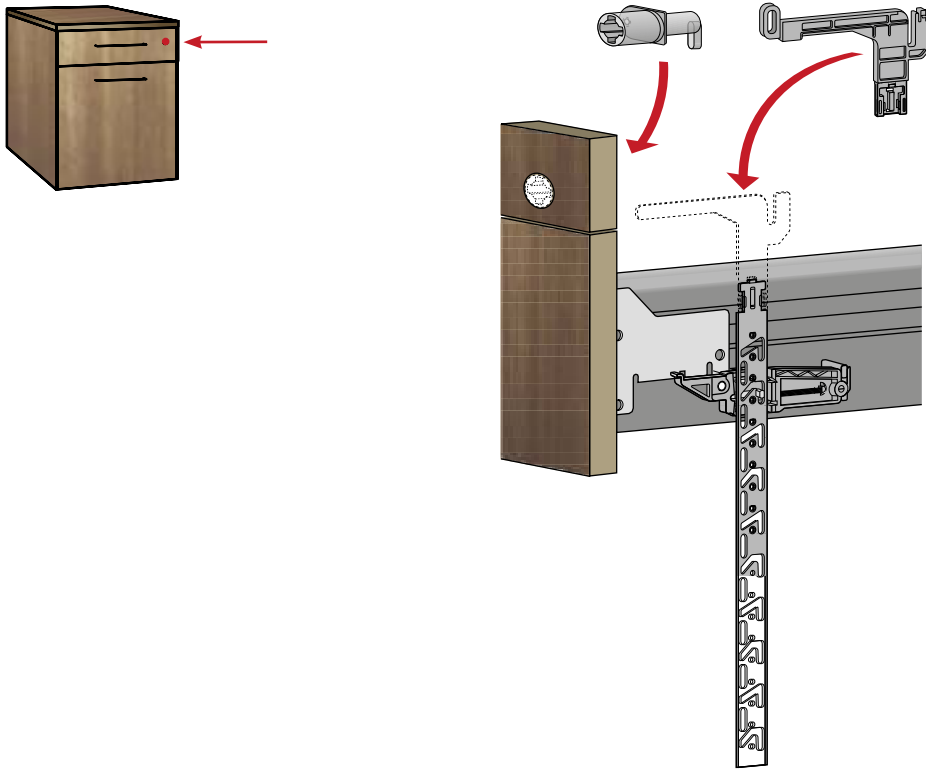
462800320

black / schwarz

100

Systema Top

Central locking Hettich system Top 2000 Stop Control
Zentralverschluss Hettich Systema Top 2000 Stop Control



Type 471.03

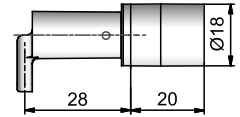
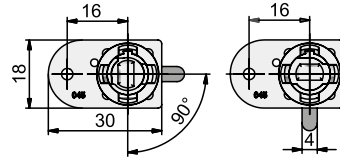
Central locking
Zentralverschluss



Lock 471.03
Schloss 471.03

Order-No.
Bestell-Nr.

BQ
VE



144712035 ←

nickel plated / vernickelt

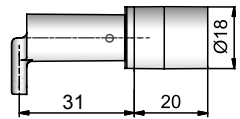
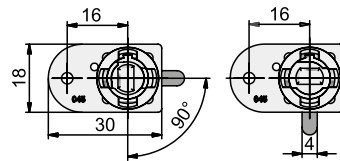
50

Type 479.13

Central lock for push-to-open
Zentralverschluss für
push-to-open



Lock 479.13
Schloss 479.13



144792135 ←

nickel plated / vernickelt

50

System components

Systembauteile

Central locking
Zentralverschluss



Locking pin
with thread M4

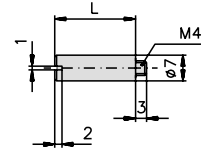
Gewindedorn
mit M4 Gewinde

Order-No.
Bestell-Nr.

Finish
Oberfläche

BQ
VE

404107063	6 mm
404107083	8 mm
404107103	10 mm
404107123	12 mm
404107143	14 mm
404107183	18 mm
404107223	22 mm
404107253	25 mm
404107313	31 mm

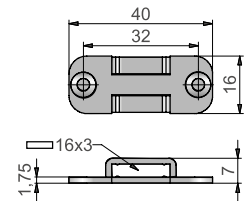
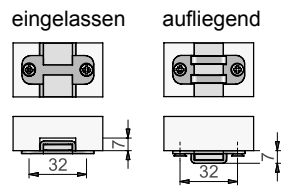


Steel / Stahl

250



Bar guide 503
Stangenführung 503



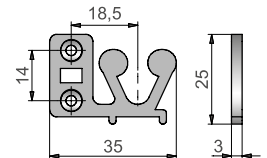
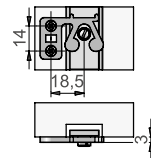
464105030

black / schwarz

200



Anti-tilt clip 504
Stangenhalter 504



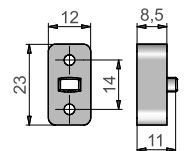
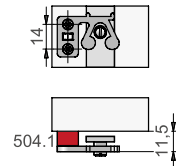
464105040

black / schwarz

1000



Spacer 504.1
Distanzstück 504.1



464105041

black / schwarz

100

System components

Systembauteile

Central locking
Zentralverschluss

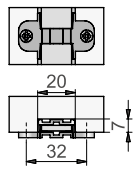


Bar guide 507
Stangenführung 507

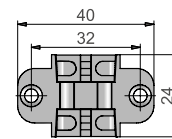
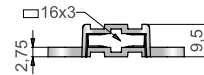
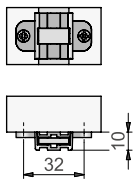
Order-No.
Bestell-Nr.

BQ
VE

internally
eingelassen



surface
aufliegend

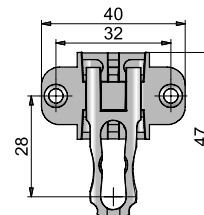
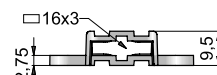
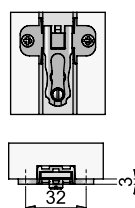


464105070

black / schwarz

250

internally
eingelassen



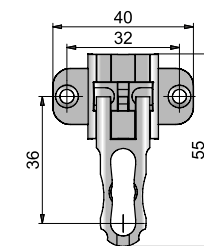
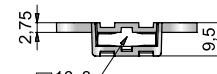
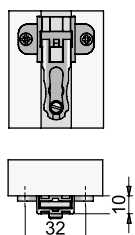
464105071

black / schwarz

250

Anti-tilt clip 507.1
Stangenhalter 507.1

surface
aufliegend



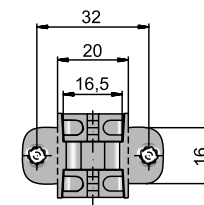
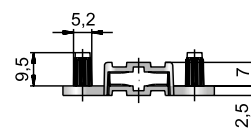
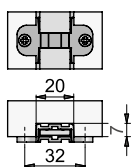
464105072

black / schwarz

250

Anti-tilt clip 507.2
Stangenhalter 507.2

internally
eingelassen



464195080

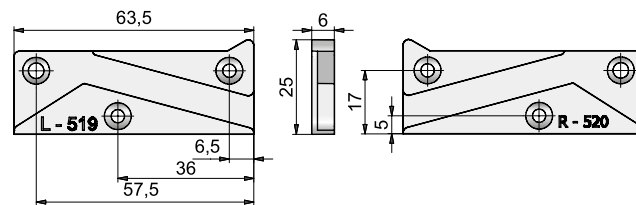
black / schwarz

250

Bar guide 508
Stangenführung 508



Anti-tilt block 520
Auszugssperre 520



464105200 ←

black / schwarz

50

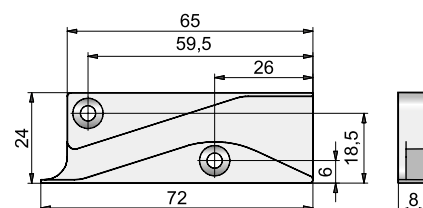
464105190 →

black / schwarz

50



Anti-tilt block 522
Auszugssperre 522



464105220

black / schwarz

100

Info



**SIMULTAN STOP
& VCS 18**

■ SVS Elevon

■ SVS 3

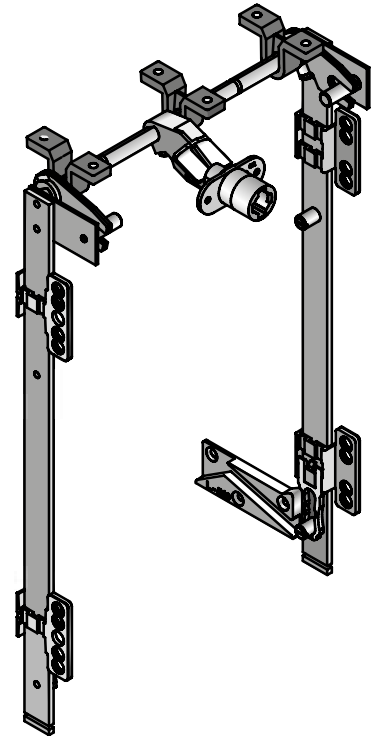
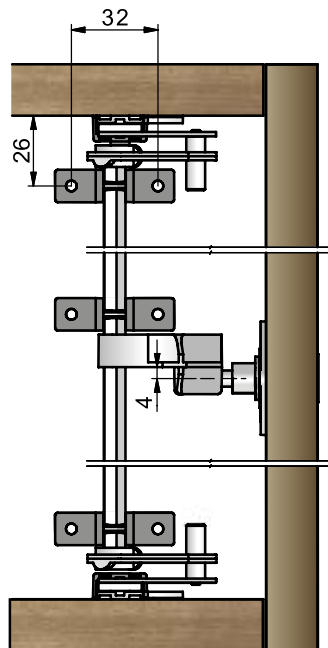
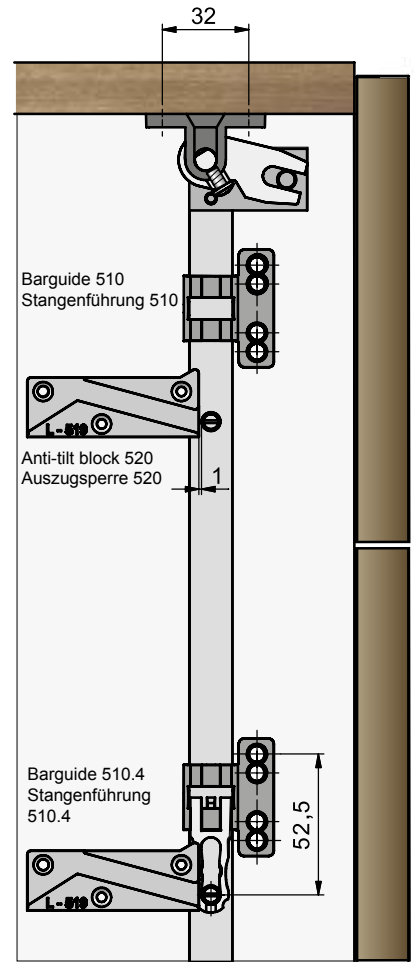
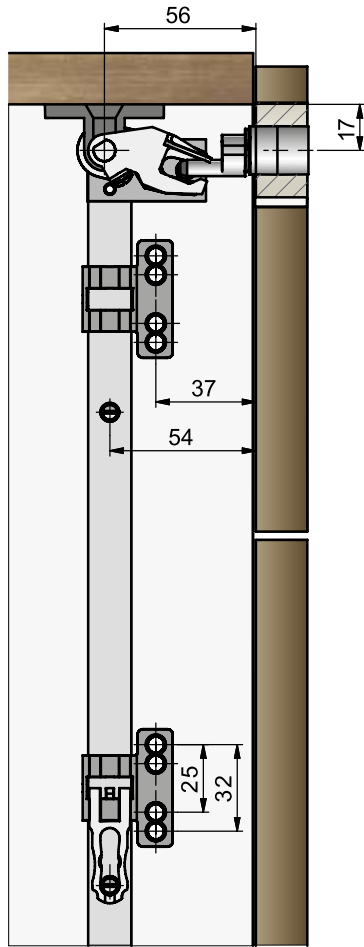
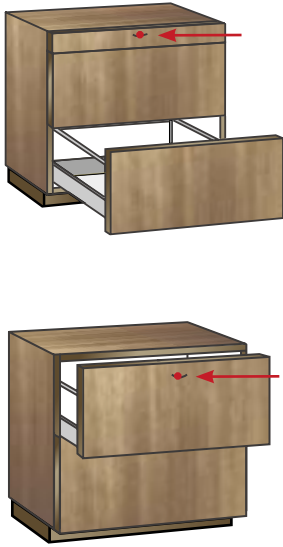
■ Simultan Stop



Description Erläuterungen	1
Cylinder + Keys Zylinder + Schlüssel	2
Case locks, cam locks and shooting bar locks Kasten-, Hebel- und Schubstangenschlösser	3
Espagnolette locks Drehstangenschlösser	4
Turn-handles Drehgriffe	5
Glass door locks Glastürschlösser	6
Sliding door locks Schiebetürschloss	7
Tambour locks Rolljalousieschlösser	8
Central locking systems Containerverschlüsse	9
Filing cabinet locks Karteischränkverschlüsse	10
Steel furniture locks Stahlmöbelschlösser	11
System components Systembauteile	12
Dial Lock e-solution	13
General terms and conditions Allgemeine Geschäftsbedingungen	14

System 551

Application example
Anwendungsbeispiel



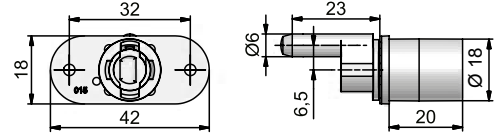
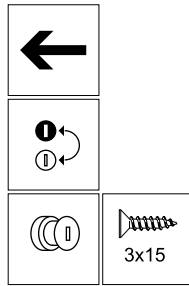
Other dimensions based on other system components on request. System components see chapter 9.
Weitere Komponenten, Einbauzeichnungen erhalten Sie auf Anfrage. Systembauteile siehe Kapitel 9.

System 551

Central locking
Zentralverriegelung

Order-No.
Bestell-Nr.

BQ
VE



Lock 427.01
Schloss 427.01

144272015 ←

nickel plated / vernickelt

50

System components

Systembauteile

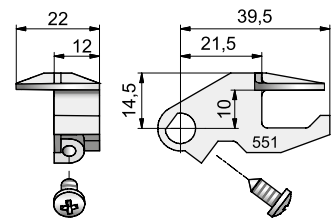


Activator 551
Sperrhebel 551

465515510

black / schwarz

100



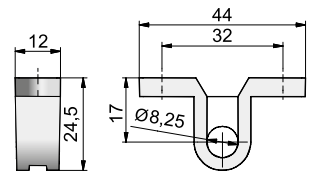
Bar support 552
Lagerbock 552



465515520

black / schwarz

100

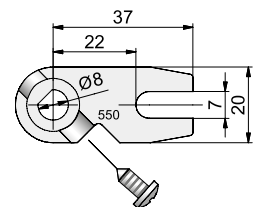


Rod lift component 550
Mitnehmer 550

465515500

black / schwarz

100



Bar 8/7
Drehstange 8/7

Further lengths on request / Weitere Längen auf Anfrage

541000870

1000 mm

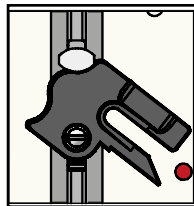
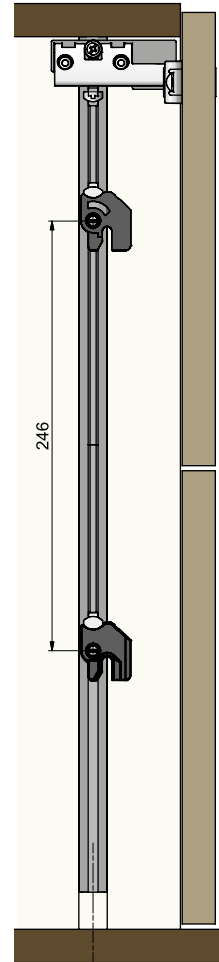
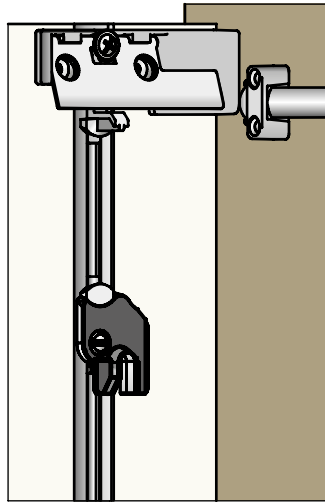
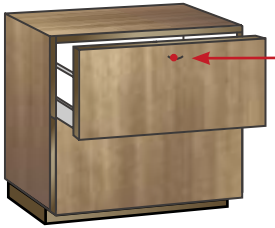
nickel plated / vernickelt

50

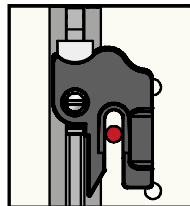


SVS ELEVON

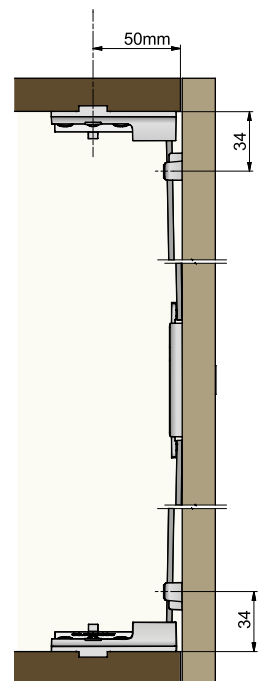
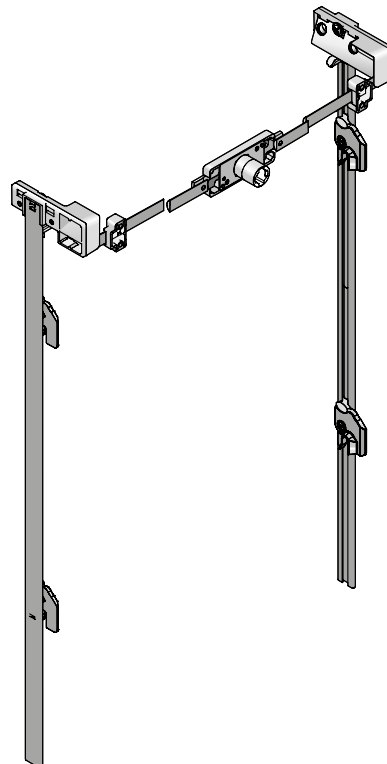
Central locking
Zentralverriegelung



Open drawer /
Schubkasten geöffnet



Closed drawer /
Schubkasten geschlossen



SVS ELEVON

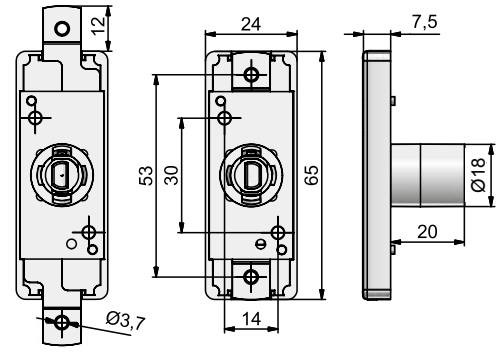
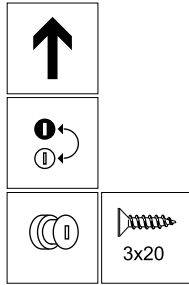
Central locking
Zentralverriegelung



Shooting bar lock 292
Schubstangenschloss 292

Order-No.
Bestell-Nr.

BQ
VE



142972007 ↑

nickel plated / vernickelt

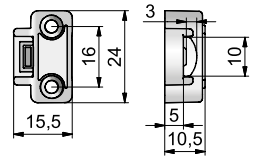
50

System components

System components SVS ELEVON
Systembauteile SVS ELEVON



Rod guide 041.1
Stangenführung 041.1



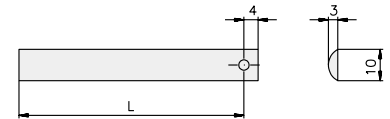
562920411

black / schwarz

50



Shooting bar 043
Schubstange 043



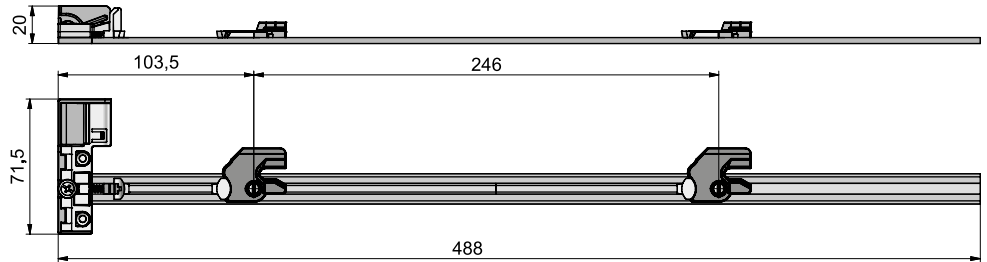
540600430

nickel plated / vernickelt

25



HE 4-4
Locking bar 0952
Schließstange 0952



4383118861

Steel / Stahl

50

Bar left, no picture / Stange links, o. Abb.

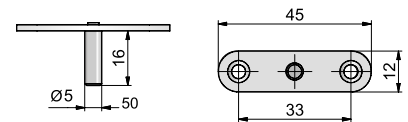
4383118862

Steel / Stahl

50



952.001
Security peg for wooden
drawers
Sperrstift für Holzschubladen



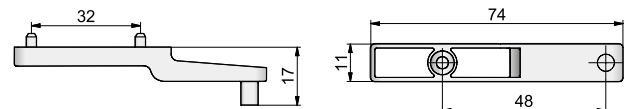
439520001

Steel / Stahl

50



952.002
Security peg for steel frames
Sperrstift für Stahlzargen



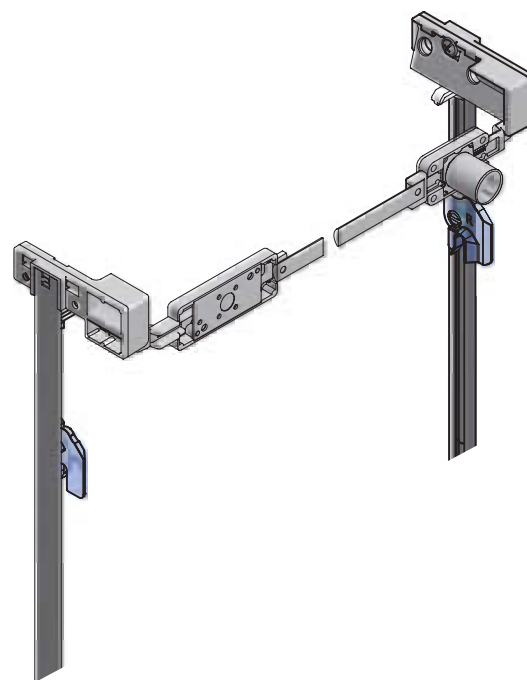
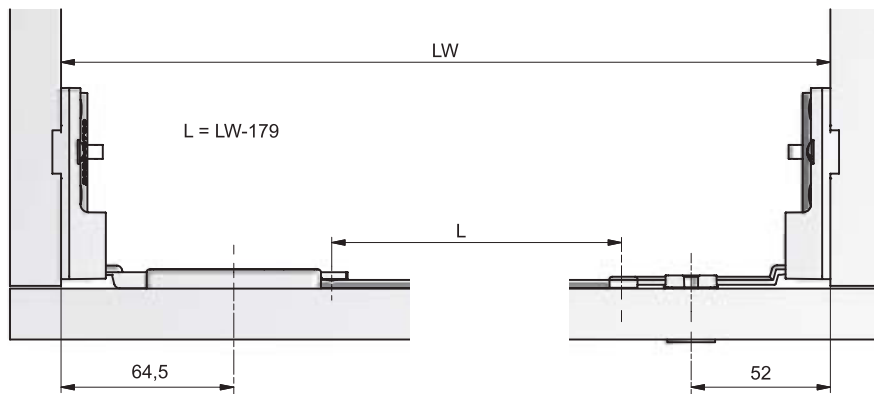
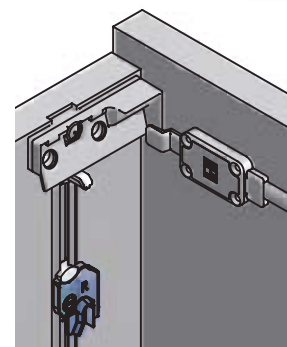
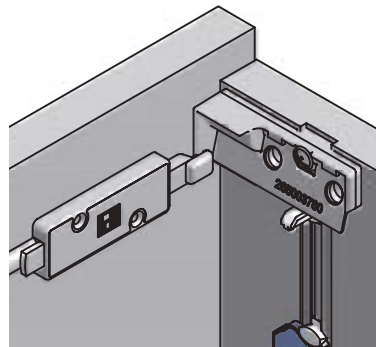
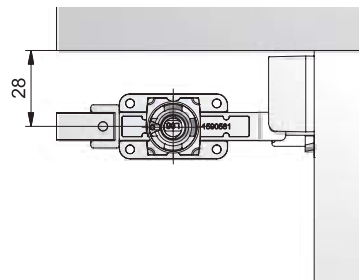
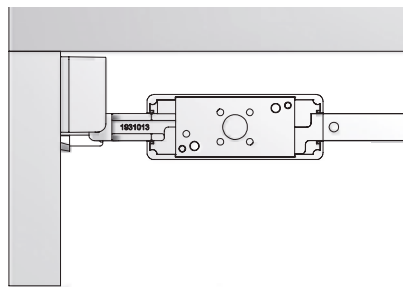
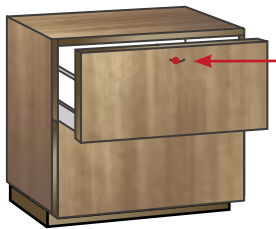
469520002

black / schwarz

50

System 43

Central locking
Zentralverriegelung



System 43

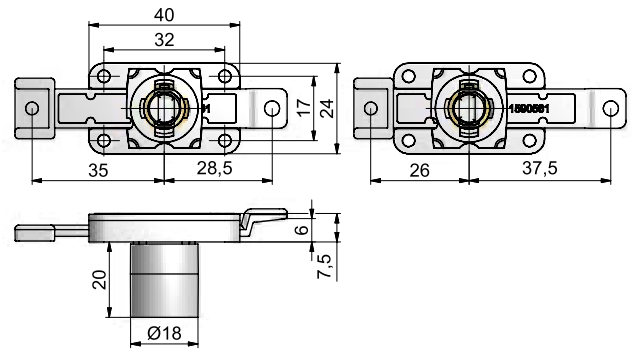
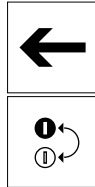
Central locking
Zentralverriegelung



Lock 430.01
Schloss 430.01

Order-No.
Bestell-Nr.

BQ
VE



164302015 ←

nickel plated / vernickelt

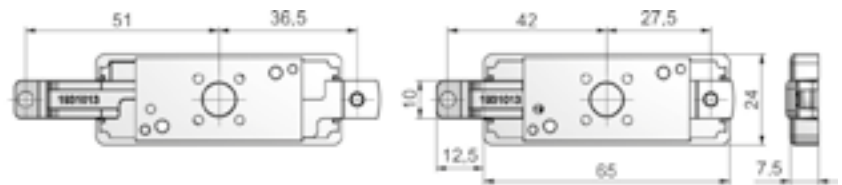
50

System components

Systembauteile



Return transmission 2920
Umkehrgetriebe 2920



442920000

black / schwarz

50



Shooting bar 043.1
Schubstange 043.1

10x3
Steel solid section
Stahl Vollprofil



540600431

600 mm

nickel plated / vernickelt

50

540800431

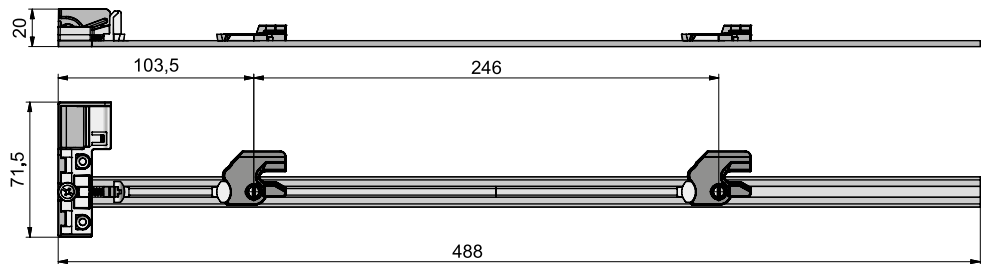
800 mm

nickel plated / vernickelt

50



HE 4-4
Locking bar 952
Schließstange 952



4383118861

Steel / Stahl

50

Bar left, no picture / Stange links, o. Abb.

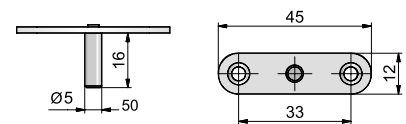
4383118862

Steel / Stahl

50



952.001
Security peg for wooden
drawers
Sperrstift für Holzschubladen



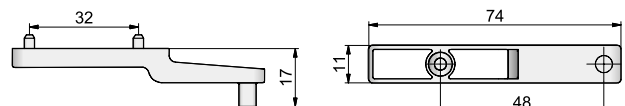
439520001

Steel / Stahl

50



952.002
Security peg for steel frames
Sperrstift für Stahlzargen



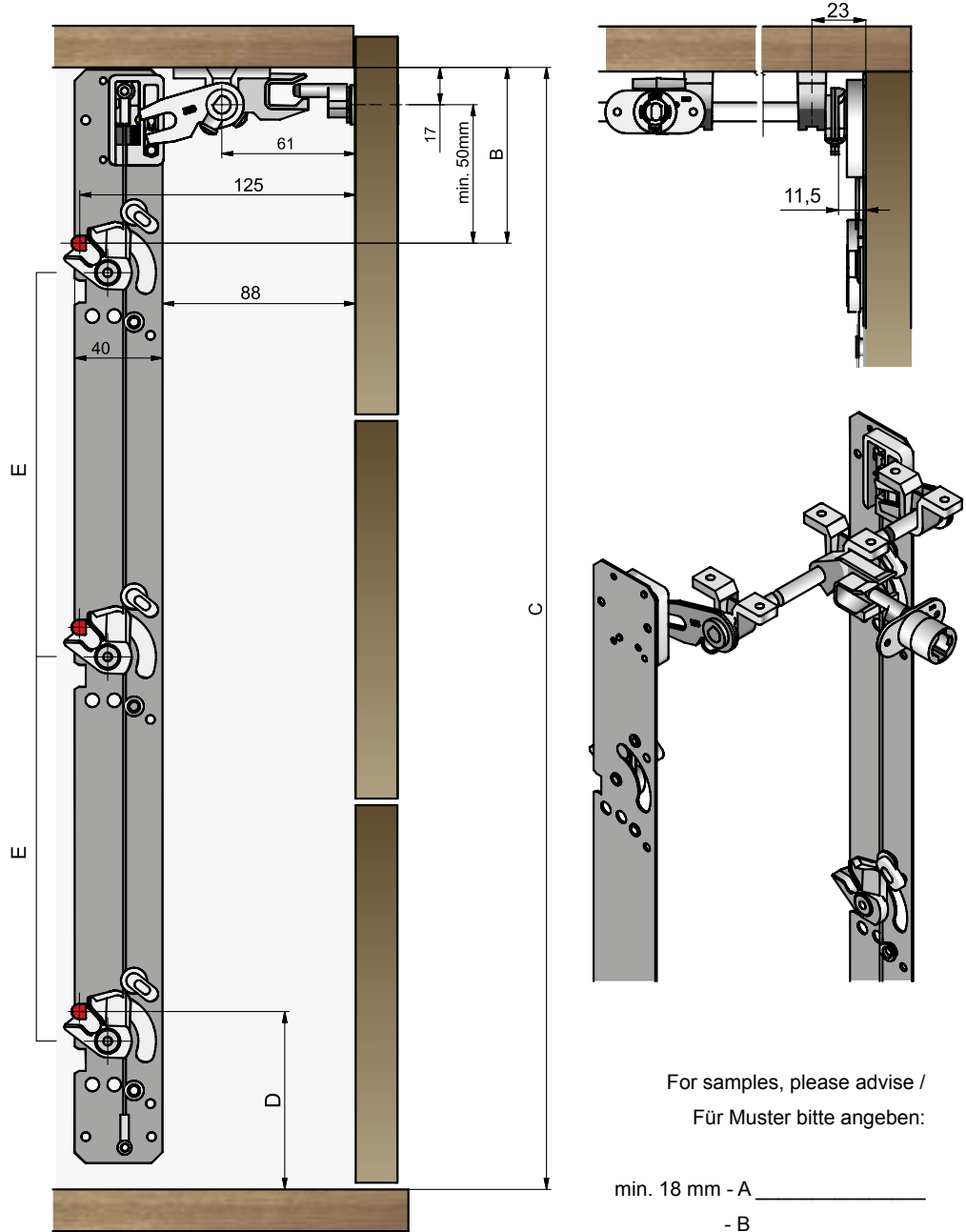
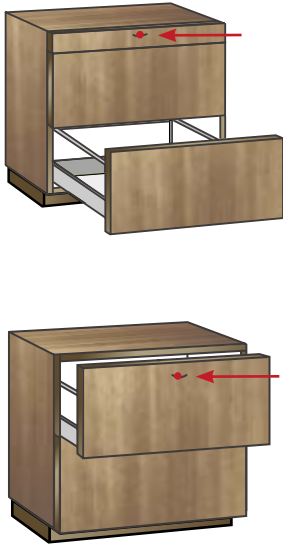
469520002

black / schwarz

50

Simultan Stop

Application example
Anwendungsbeispiel



For samples, please advise /
Für Muster bitte angeben:

- min. 18 mm - A _____
- B _____
- C _____
- min. 65 mm - D _____
- Pitch between flippers / E _____
- Höheneinteilungen / E _____

Other dimensions based on other system components on request. System components see chapter 9.
Weitere Komponenten, Einbauzeichnungen erhalten Sie auf Anfrage. Systembauteile siehe Kapitel 9.

System 551

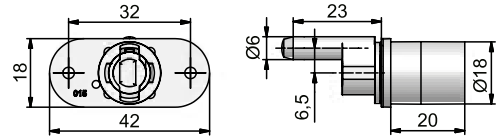
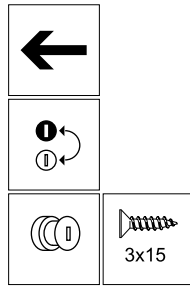
Central locking
Zentralverriegelung

Order-No.
Bestell-Nr.

BQ
VE



Lock 427.01
Schloss 427.01



144272011 ←

nickel plated / vernickelt

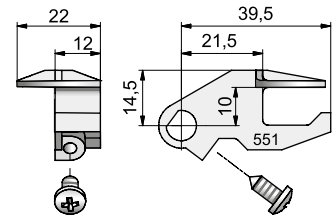
100

System components

Systembauteile



Activator 555
Sperrhebel 555



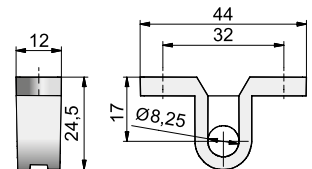
465515550

black / schwarz

100



Bar support 552
Lagerbock 552



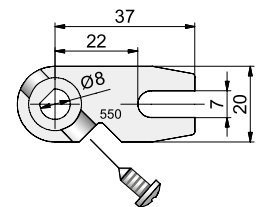
465515520

black / schwarz

100



Rod lift component 553
Mitnehmer 553




465535500

black / schwarz

100



Bar 8/7
Drehstange 8/7



Further lengths on request / Weitere Länge auf Anfrage

541000870

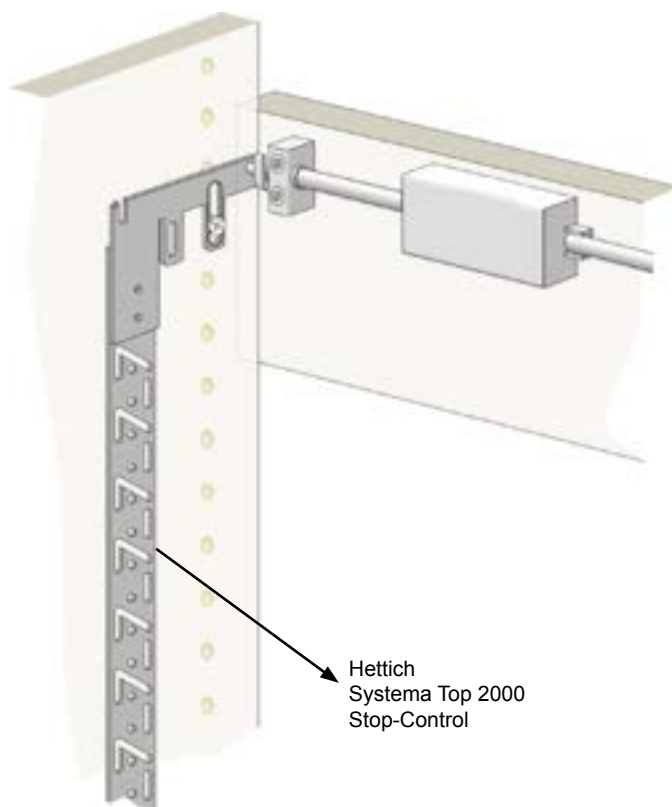
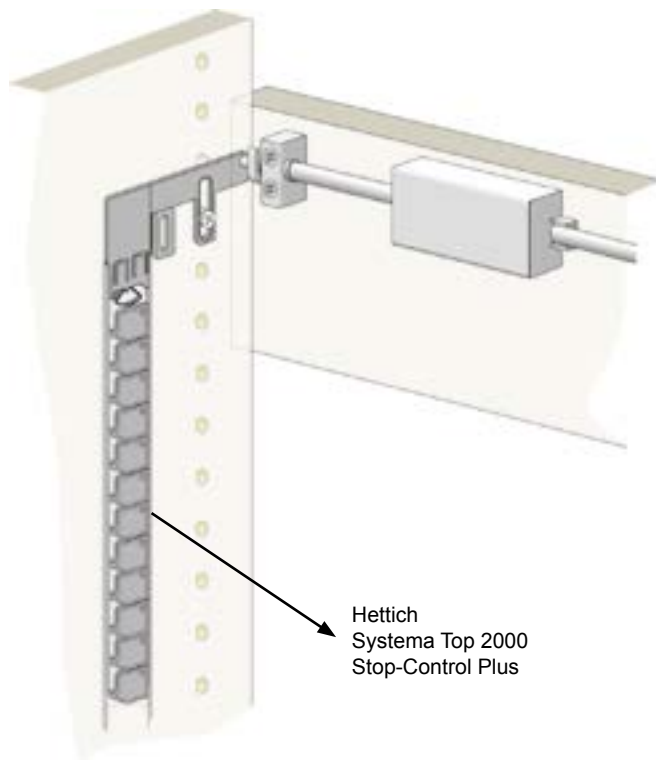
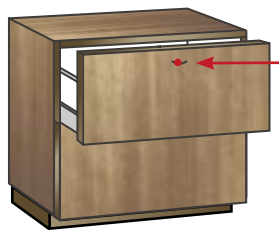
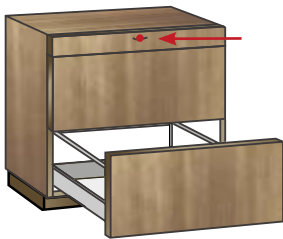
1000 mm

nickel plated / vernickelt

50

System 491

Application example
Anwendungsbeispiel



System 491

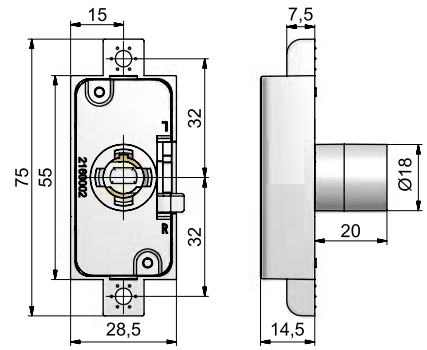
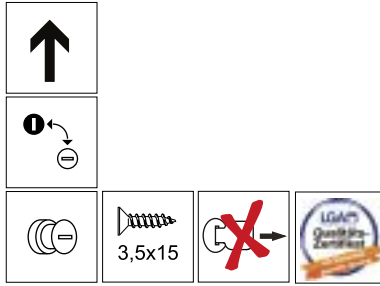
Central locking
Zentralverriegelung



Espagnolette lock 750
Drehstangenschloss 750

Order-No.
Bestell-Nr.

BQ
VE



1475728001

15 mm

nickel plated / vernickelt

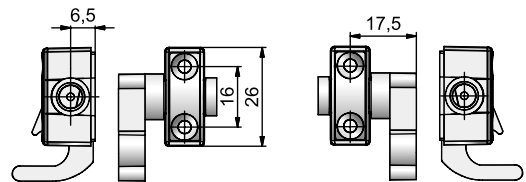
50

System components

Systembauteile



Rod lift component
513/514
Sperrhebel 513/514



Type 513

Type 514

Type 513
Type 514

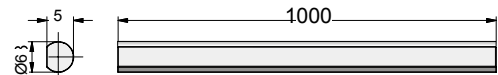
464405130 ←
464405140 →

nickel plated / vernickelt
nickel plated / vernickelt

100
100



Bar 6/5
Drehstange 6/5



Further lengths on request / Weitere Längen auf Anfrage

541000599

1000 mm

nickel plated / vernickelt

50

SVS ELEVON

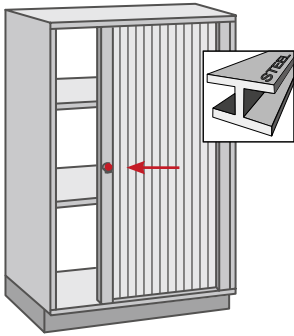
REDUCED TO THE MAX



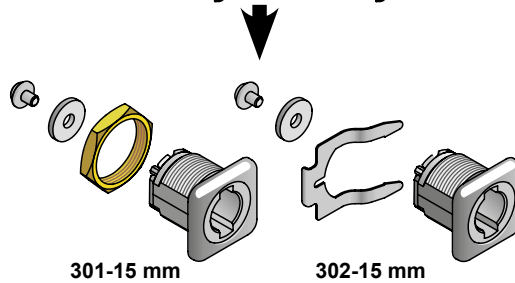
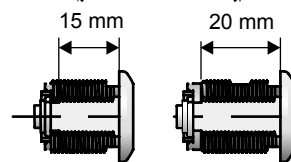
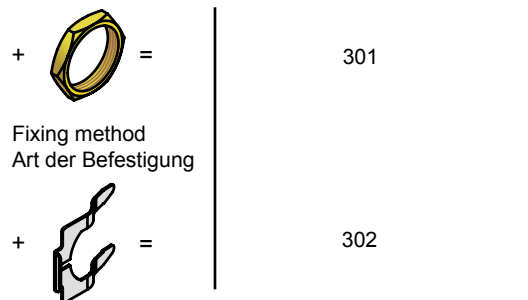
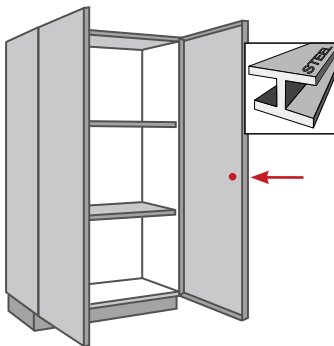
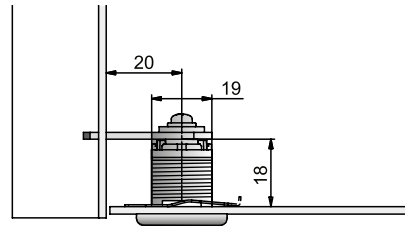

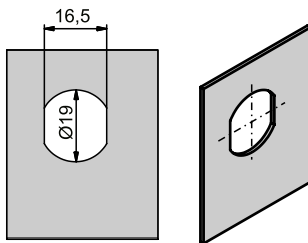
Description Erläuterungen	1
Cylinder + Keys Zylinder + Schlüssel	2
Case locks, cam locks and shooting bar locks Kasten-, Hebel- und Schubstangenschlösser	3
Espagnolette locks Drehstangenschlösser	4
Turn-handles Drehgriffe	5
Glass door locks Glastürschlösser	6
Sliding door locks Schiebetürschloss	7
Tambour locks Rolljalousieschlösser	8
Central locking systems Containerverschlüsse	9
Filing cabinet locks Karteischränkverschlüsse	10
Steel furniture locks Stahlmöbelschlösser	11
System components Systembauteile	12
Dial Lock e-solution	13
General terms and conditions Allgemeine Geschäftsbedingungen	14

Type 30

Application example
Anwendungsbeispiel



Stamping configuration
Stanzbild



Bolts are shown in chapter 12 / Riegel finden Sie in Kapitel 12

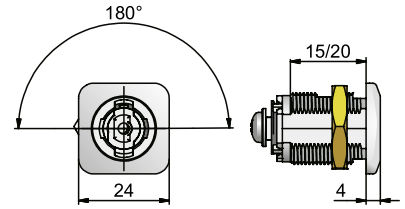
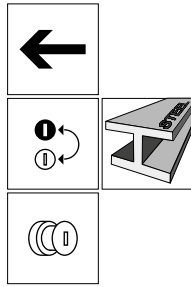
Type 30

Order-No.
Bestell-Nr.

BQ
VE



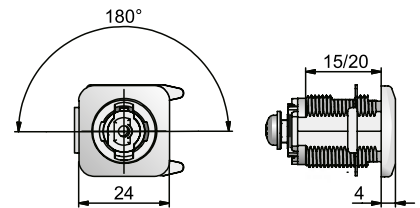

Lock 301
Schloss 301



143011215	←	15 mm	180°	nickel plated / vernickelt	50
143012215	←	20 mm	180°	nickel plated / vernickelt	50



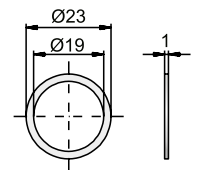
Lock 302
Schloss 302



143021215	←	15 mm	180°	nickel plated / vernickelt	50
143022215	←	20 mm	180°	nickel plated / vernickelt	50



Type 1902 Type 1904

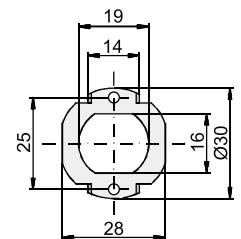


1902	461902000	Rubber ring / Gummidichtring	250
1904	401904000	Plastik-disk / Kunststoffscheibe	250



Fixing plate 3028
Befestigungsblech 3028

Rotation prevention use in wood material
Verdrehsicherung für Einsatz in Holzwerkstoffe

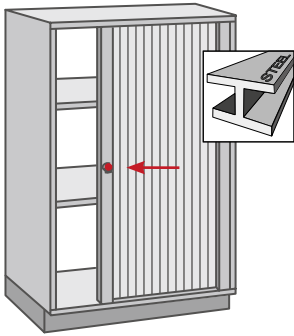


443130280	250
------------------	-----

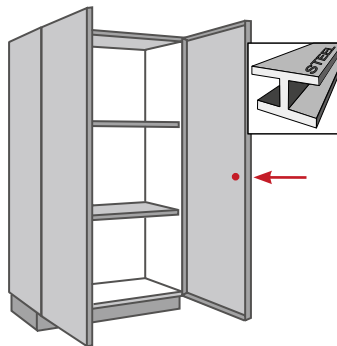
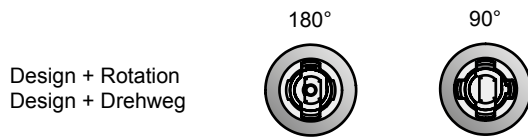
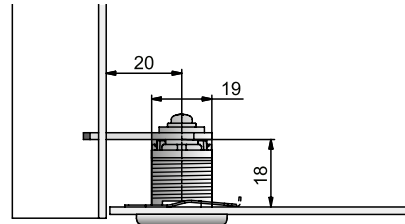
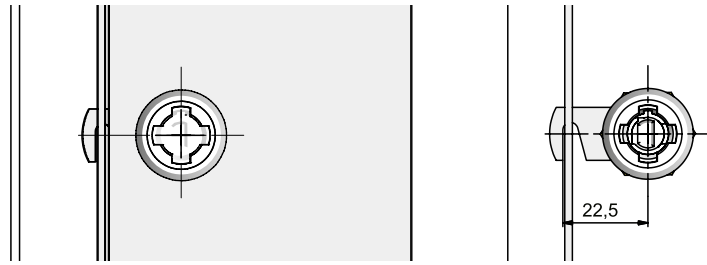
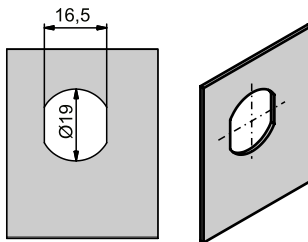
Bolts are shown in chapter 12 / Riegel finden Sie in Kapitel 12

Type 31

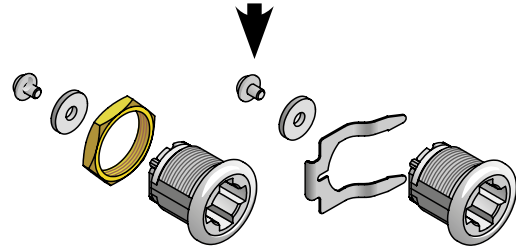
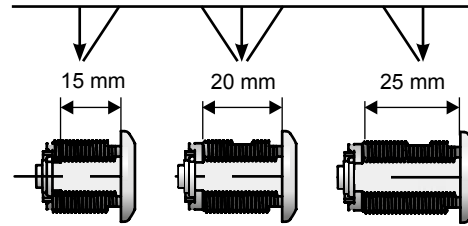
Application example
Anwendungsbeispiel



Stamping configuration
Stanzbild



		180°	90°
Design + Rotation Design + Drehweg			
+	=	311	315
Fixing method Art der Befestigung			
+	=	312	316



311-15 mm

316-15 mm

Bolts are shown in chapter 12 / Riegel finden Sie in Kapitel 12

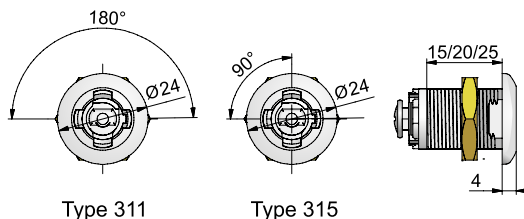
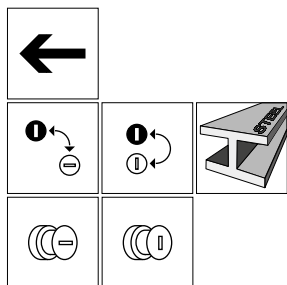
Type 31

Order-No.
Bestell-Nr.

BQ
VE



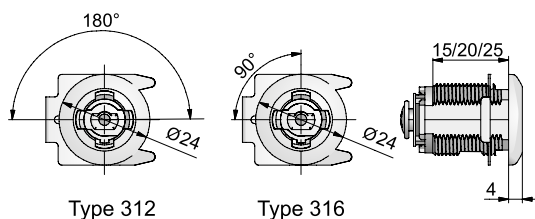
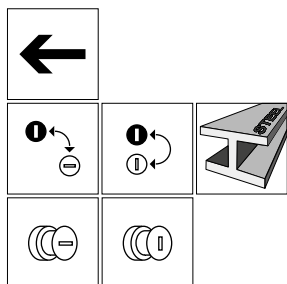
Lock 311 / 315
Schloss 311 / 315



311	143111215	←	15 mm	180°	nickel plated / vernickelt	50
	143112215	←	20 mm	180°	nickel plated / vernickelt	50
	143115215	←	25 mm	180°	nickel plated / vernickelt	50
315	143151215	←	15 mm	90°	nickel plated / vernickelt	50
	143152215	←	20 mm	90°	nickel plated / vernickelt	50
	143155215	←	25 mm	90°	nickel plated / vernickelt	50



Lock 312 / 316
Schloss 312 / 316



312	143121215	←	15 mm	180°	nickel plated / vernickelt	50
	143122215	←	20 mm	180°	nickel plated / vernickelt	50
	143125215	←	25 mm	180°	nickel plated / vernickelt	50
316	143161215	←	15 mm	90°	nickel plated / vernickelt	50
	143162215	←	20 mm	90°	nickel plated / vernickelt	50
	143165215	←	25 mm	90°	nickel plated / vernickelt	50

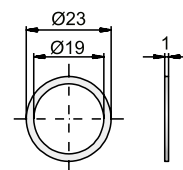


Type 1902



Type 1904

1902	461902000	Rubber ring / Gummidichtring	250
1904	401904000	Plastik-disk / Kunststoffscheibe	250

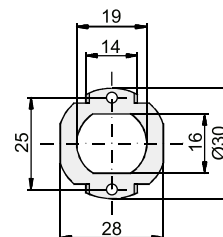


Fixing plate 3028
Befestigungsblech 3028

Rotation prevention use in wood material
Verdrehsicherung für Einsatz in Holzwerkstoffe

443130280

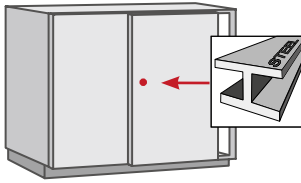
250



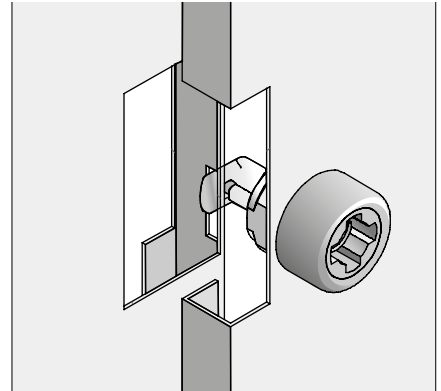
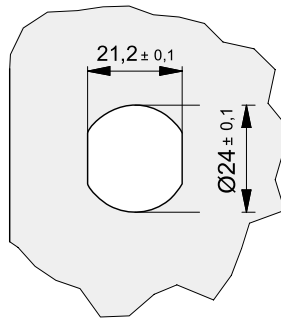
Bolts are shown in chapter 12 / Riegel finden Sie in Kapitel 12

Type 512

Application example
Anwendungsbeispiel

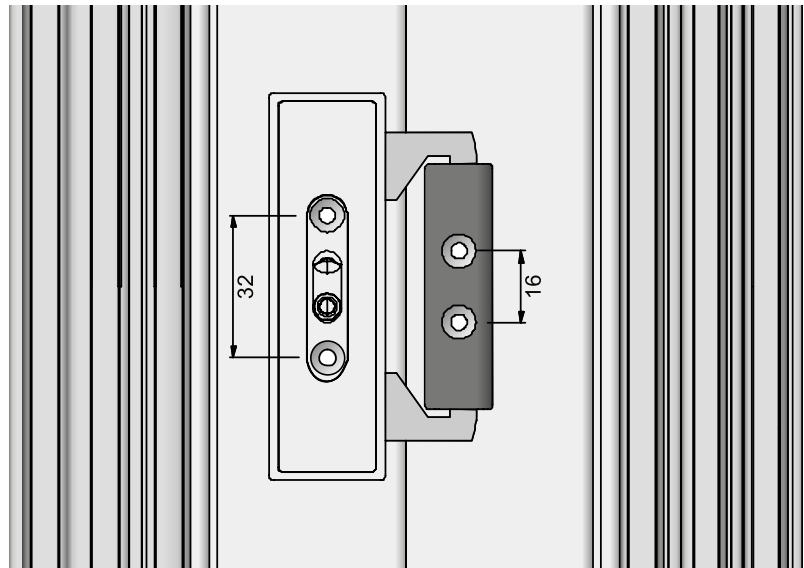
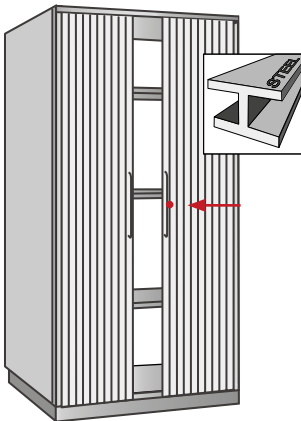


Stamping configuration
Stanzbild



Type 415

Application example
Anwendungsbeispiel



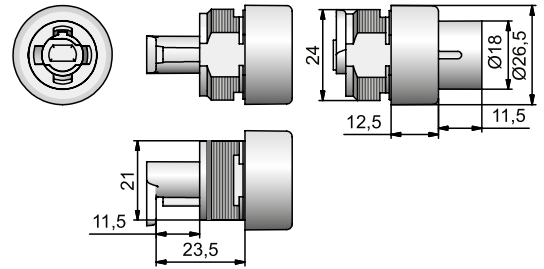
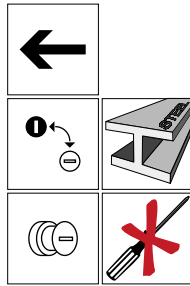
Type 512

Order-No.
Bestell-Nr.

BQ
VE



Push-turn-cylinder 512
Drehdruckzylinder 512



145122005 ←

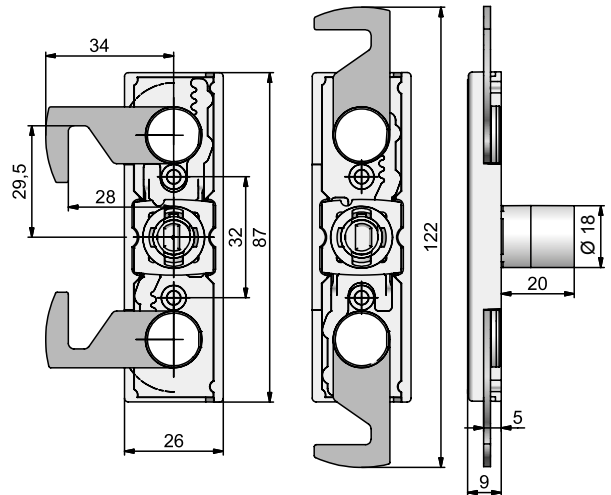
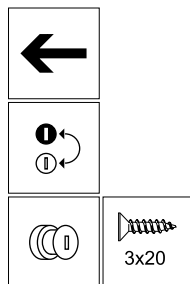
nickel plated / vernickelt

50

Type 415



Roller shutter lock 415
Rolljalousieschloss 415



144152005 ←

nickel plated / vernickelt

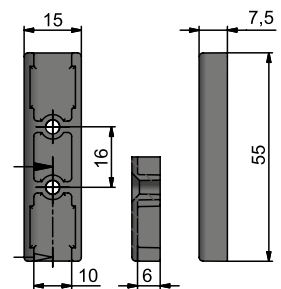
50

System components

Systembauteile



Stopper 4155
Anschlag 4155



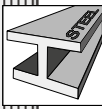
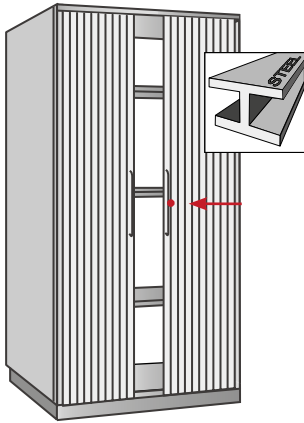
464155000

black / schwarz

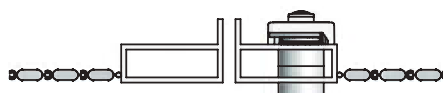
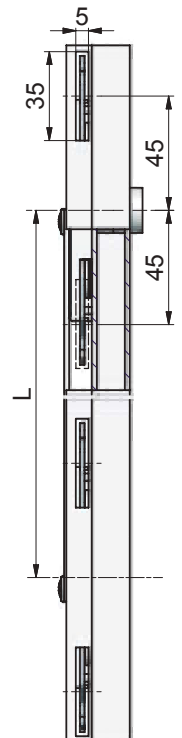
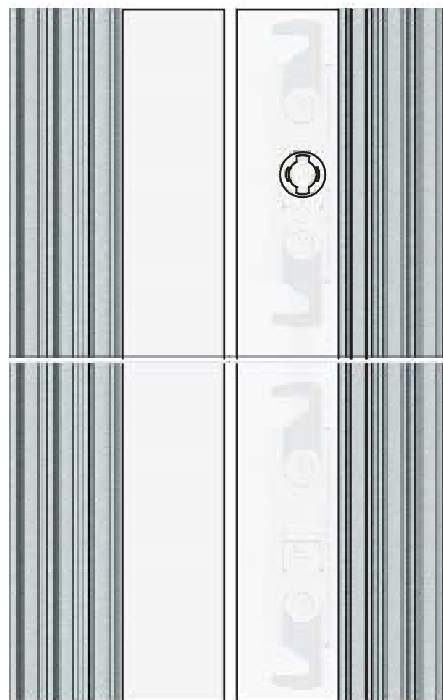
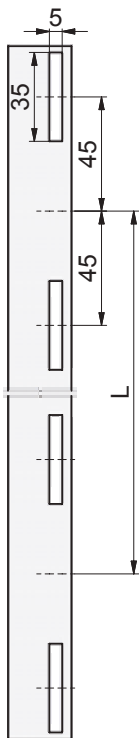
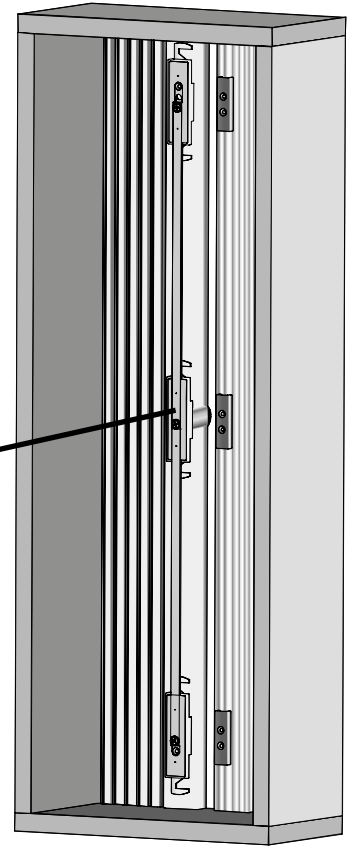
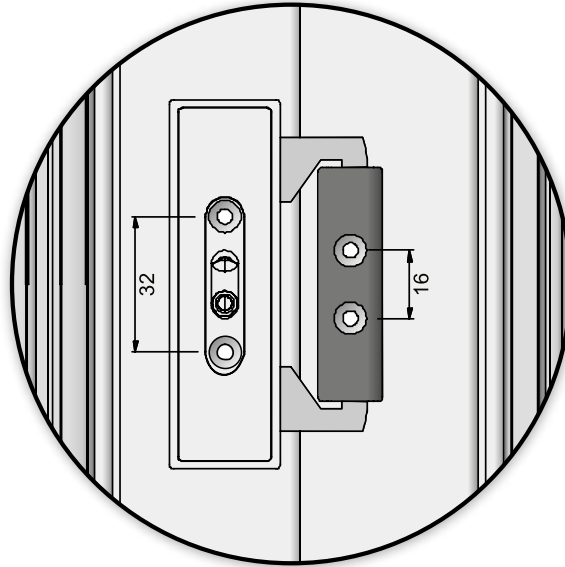
100

Sytem 415

Application example
Anwendungsbeispiel



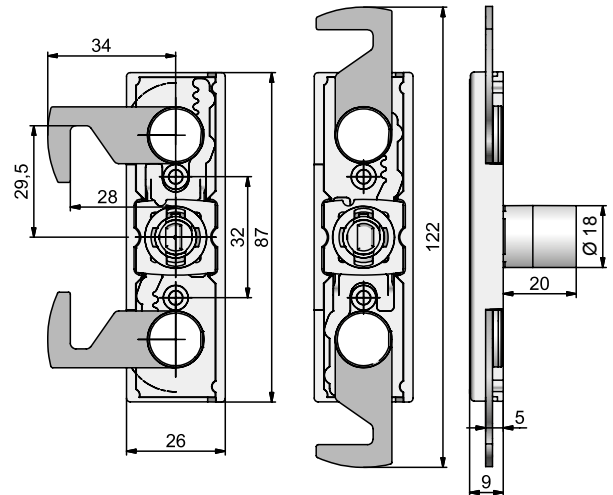
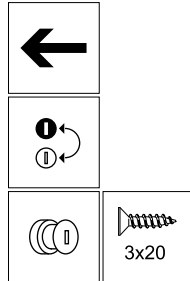
Multi-point lock
Mehrpunktverriegelung



System 415

Order-No.
Bestell-Nr.

BQ
VE



Roller shutter lock 415
Rolljalousieschloss 415

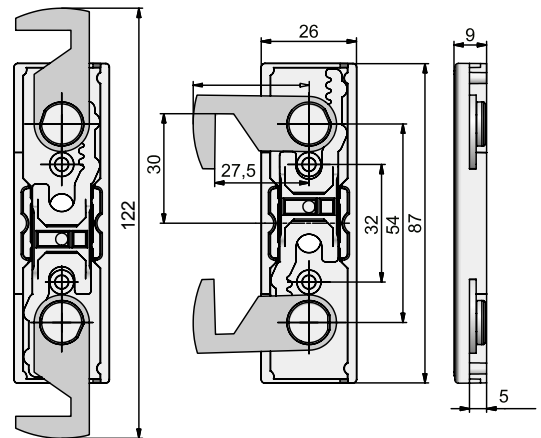
144152005 ←

nickel plated / vernickelt

50

System components

Systembauteile

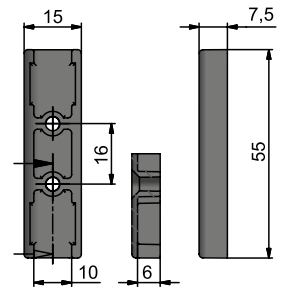


Locking component 4150
Verriegelungselement 4150

444150000

nickel plated / vernickelt

50

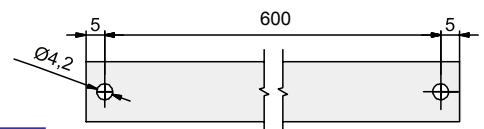


Stopper 4155
Anschlag 4155

464155000

black / schwarz

100

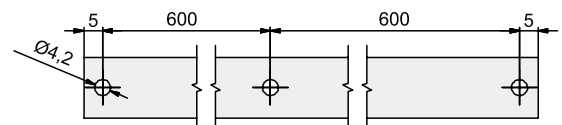


Bar 41.5
Stange 41.5

Further lengths on request / Weitere Längen auf Anfrage

434106005

50



Bar 41.6
Stange 41.6

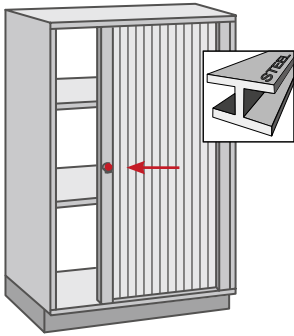
Further lengths on request / Weitere Längen auf Anfrage

434106006

50

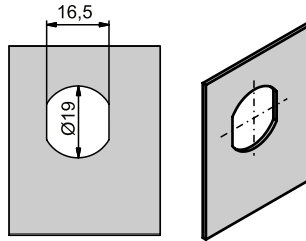
Type 303 / 307

Application example
Anwendungsbeispiel



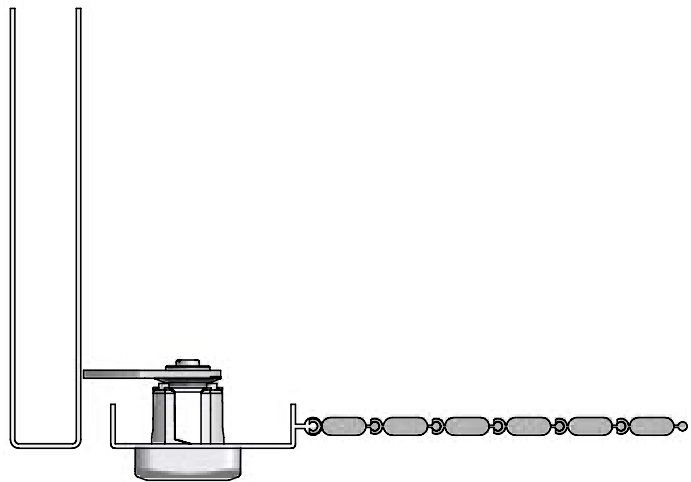
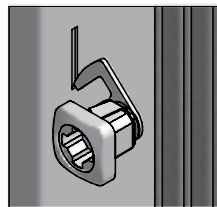
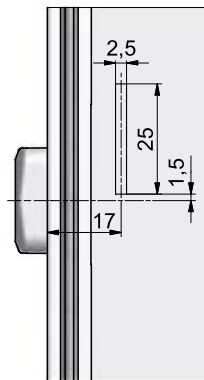
Stamping configuration
Sheetthickness 0,8 mm - 1,5 mm

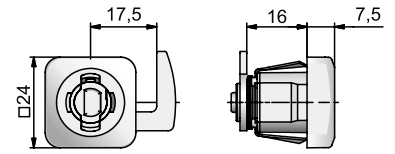
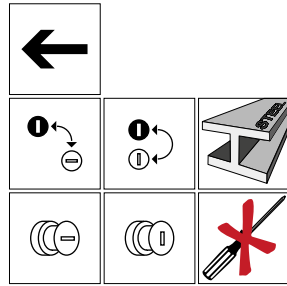
Stanzbild
Blechstärke von 0,8 mm - 1,5 mm



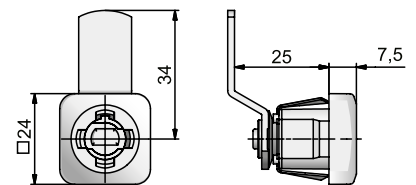
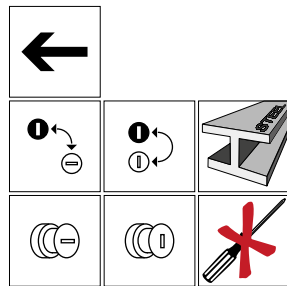
Stamping configuration
Stanzbild

Rapid assembly
Schnellmontage



Type 303 / 307
**Order-No.
Bestell-Nr.**
**BQ
VE**

 Lock 303/307
Schloss 303/307

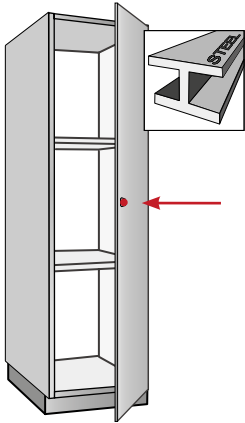
307.472	143044145	← 90°	nickel plated / vernickelt	50
303.472	143041735	← 180°	nickel plated / vernickelt	50


 Lock 303/307
Schloss 303/307

307.166	143044215	← 90°	nickel plated / vernickelt	50
303.166	143044225	← 180°	nickel plated / vernickelt	50

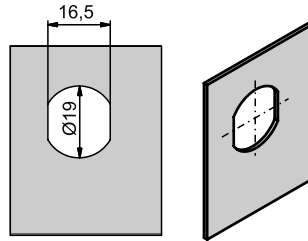
Type 313 / 317

Application example
Anwendungsbeispiel

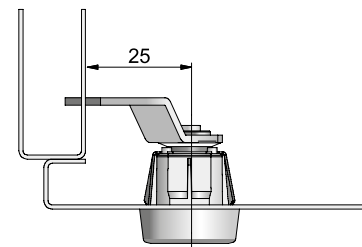
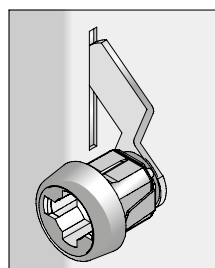
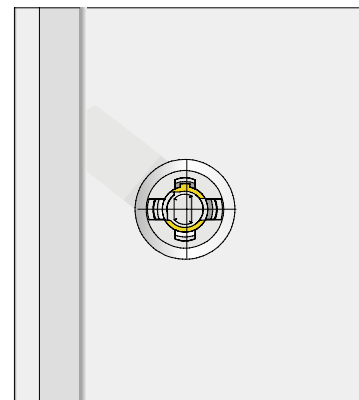
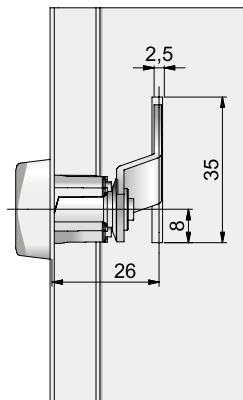


Stamping configuration
Sheetthickness 0,8 mm - 1,5 mm

Stanzbild
Blechstärke von 0,8 mm - 1,5 mm



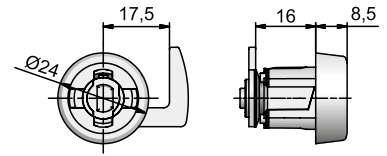
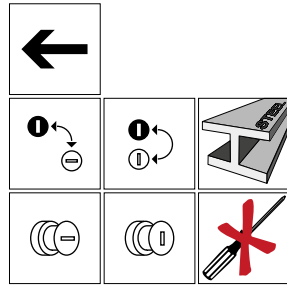
Rapid assembly
Schnellmontage



Type 313 / 317

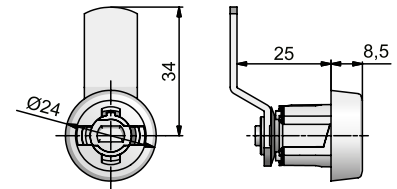
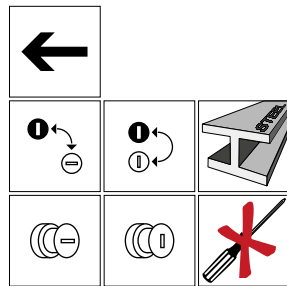
Order-No.
Bestell-Nr.

BQ
VE



Lock 313/317
Schloss 313/317

317.472	143144155	← 90°	nickel plated / vernickelt	50
313.472	143144165	← 180°	nickel plated / vernickelt	50

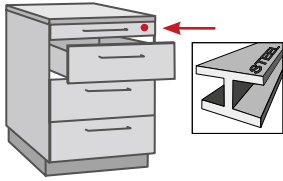


Lock 313/317
Schloss 313/317

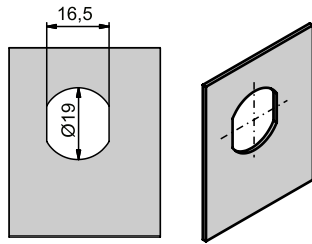
317.166	143144235	← 90°	nickel plated / vernickelt	50
313.166	143144245	← 180°	nickel plated / vernickelt	50

Type 309

Application example
Anwendungsbeispiel

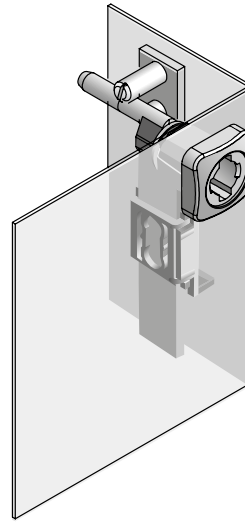
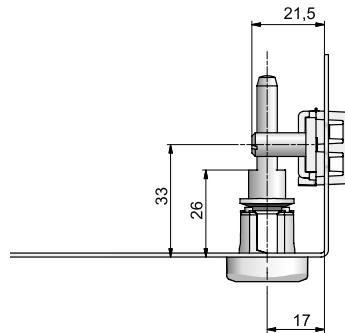


Rapid assembly
Schnellmontage

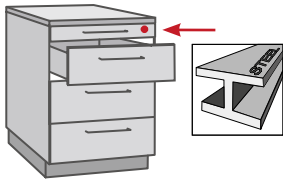


Stamping configuration
Sheetthickness 0,8 mm - 1,5 mm

Stanzbild
Blechstärke von 0,8 mm - 1,5 mm

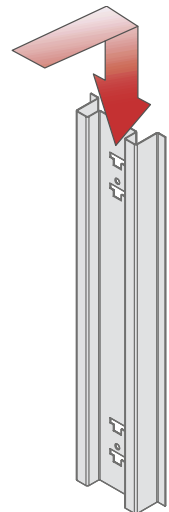
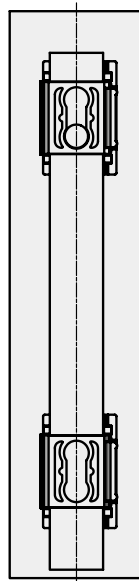
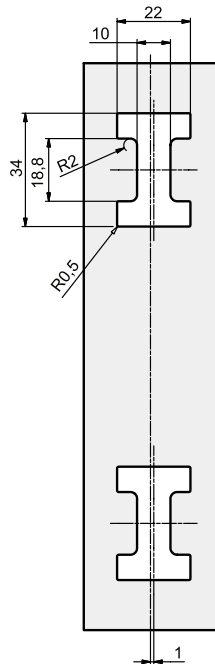


Rapid assembly / werkzeuglose Schnellmontage



Sheetthickness
0,8 mm - 1,3 mm

Materialstärke
von 0,8 mm - 1,3 mm



Central locking bars and further accessories see chapter 9
Zentralverschlussstangen und weiteres Zubehör finden Sie im Kapitel 9

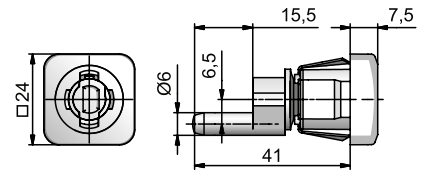

Type 309

Order-No.
Bestell-Nr.

BQ
VE



Central locking 309.06
Zentralverschluss 309.06



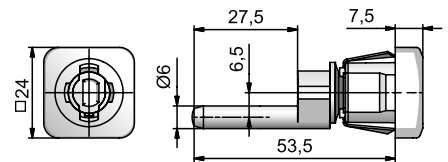
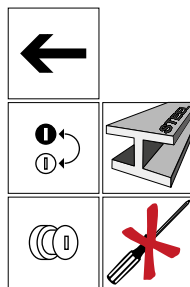
143092065 ←

nickel plated / vernickelt

50



Central locking 309.01
Zentralverschluss 309.01



143092015 ←

nickel plated / vernickelt

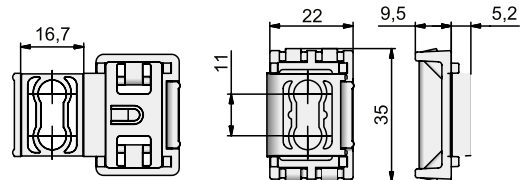
50

System components

Systembauteile



Bar guide 505
Stangenführung 505



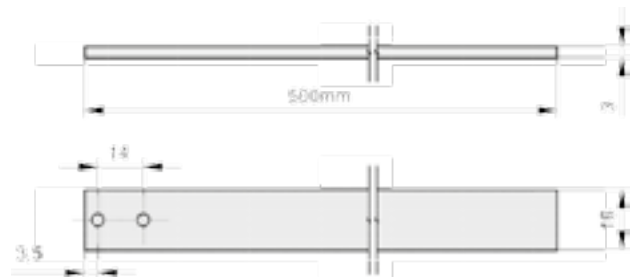
464105050

black / schwarz

100



Locking bar 42
Verschlussstange 42



404209730

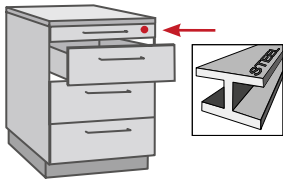
500 mm

Steel / Stahl

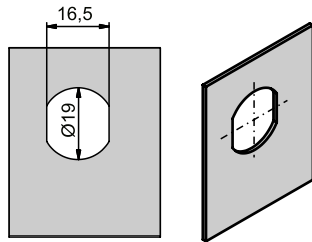
50

Type 319

Application example
Anwendungsbeispiel

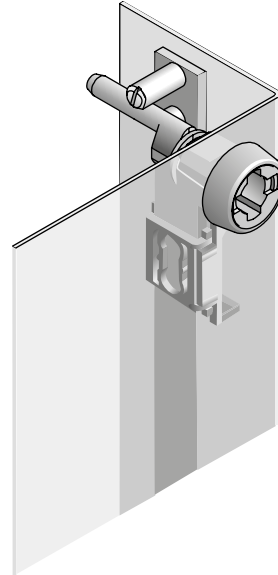
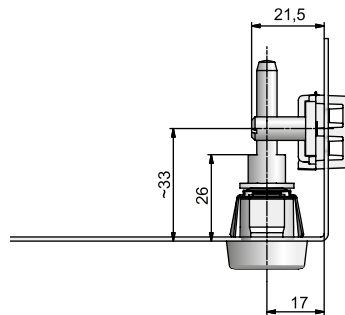


Rapid assembly
Schnellmontage

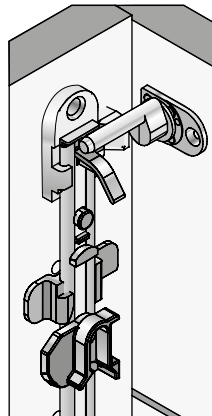
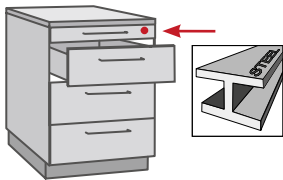


Stamping configuration
Sheetthickness 0,8 mm - 1,5 mm

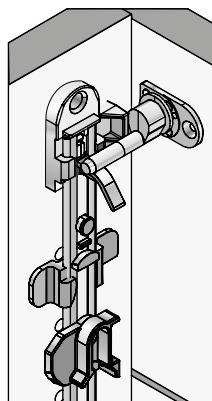
Stanzbild
Blechstärke von 0,8 mm - 1,5 mm



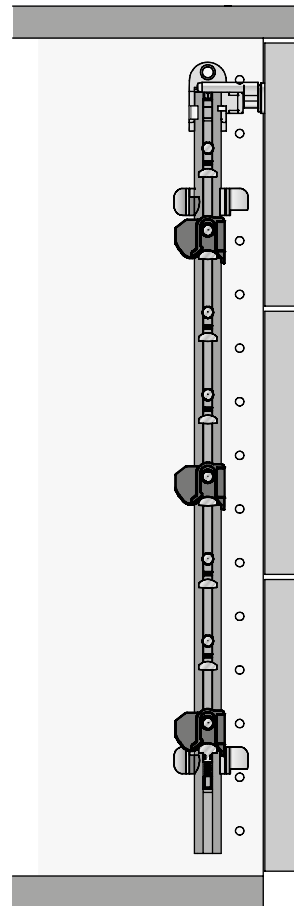
SVS 5



open / geöffnet



closed / geschlossen



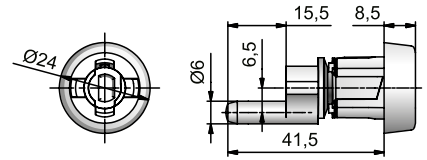
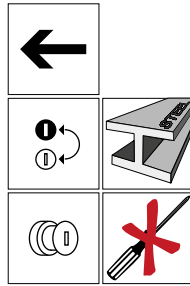
Type 319

Order-No.
Bestell-Nr.

BQ
VE



Central locking 319.06
Zentralverschluss 319.06



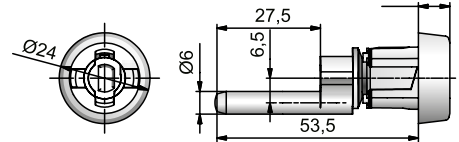
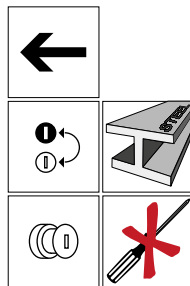
143192065 ←

nickel plated / vernickelt

50



Central locking 319.01
Zentralverschluss 319.01



143192015 ←

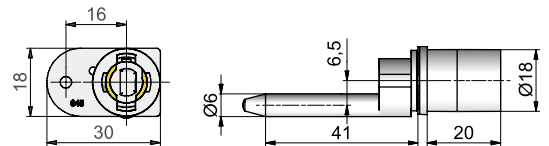
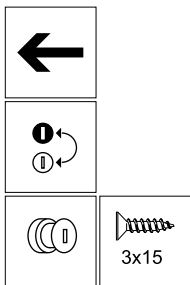
nickel plated / vernickelt

50

SVS 5



Lock 421.03
Schloss 421.03



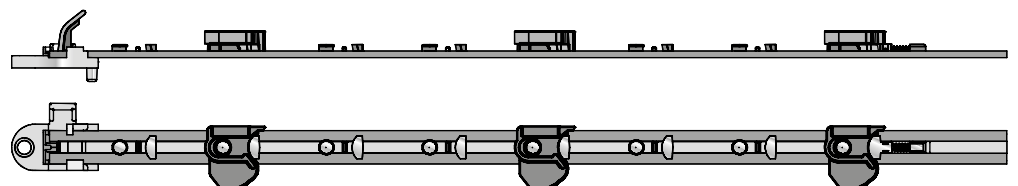
144212035 ←

nickel plated / vernickelt

100



Locking bar SVS5
Schließstange SVS5




on request / auf Anfrage

Steel / Stahl

50

SVS 5

Anti-tilt locking system Sperrendes Verschluss-System



The perfect System Solution for Lateral File Cabinets,
Tool Drawer and Workshop Cabinet Units

1. Chips secured by sprung-loaded tension
2. A precise 45 degree rotation permits opening of only one drawer at a time
3. Secure closing for up to 100kg pull-force
4. Flexible and easy installation within pre-determined pitch
5. Security through optimized locking geometry

Die perfekte Systemlösung für
Kartei-, Werkzeug- und Betriebsschränke

1. Unter federleichter Spannung reihen sich die Plättchen aneinander
2. Eine präzise 45°-Drehung gibt immer nur einen Auszug gleichzeitig frei
3. Es haben bis zu 100 kg sicheren Halt
4. Das einfache Aneinanderreihen im vorgegebenen Raster ermöglicht einen flexiblen und komfortablen Einbau
5. Die raffinierte Sperrergeometrie reguliert das Gliedersystem

Description Erläuterungen	1
Cylinder + Keys Zylinder + Schlüssel	2
Case locks, cam locks and shooting bar locks Kasten-, Hebel- und Schubstangenschlösser	3
Espagnolette locks Drehstangenschlösser	4
Turn-handles Drehgriffe	5
Glass door locks Glastürschlösser	6
Sliding door locks Schiebetürschloss	7
Tambour locks Rolljalousieschlösser	8
Central locking systems Containerverschlüsse	9
Filing cabinet locks Karteischränkverschlüsse	10
Steel furniture locks Stahlmöbelschlösser	11
System components Systembauteile	12
Dial Lock e-solution	13
General terms and conditions Allgemeine Geschäftsbedingungen	14

System components

Sytembauteile



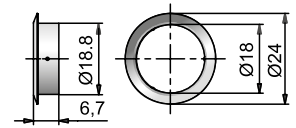
Rosette Ø 18
Rosette Ø 18

To fix on cylinder / Zum Klemmen auf Zylinder

441800400

nickel plated / vernickelt

250



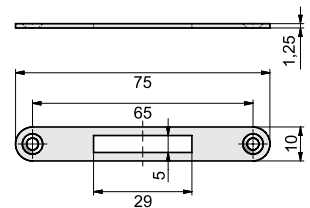
Striker plate 7510
Schließblech 7510



447510200

nickel plated / vernickelt

250

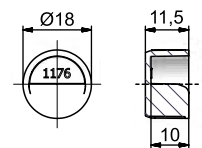


socket 1176
Schließbuchse 1176

561176001

black / white schwarz / weiß

50



socket 1085
Arretierungshülse 1085

541085001

vernickelt / nickel plated

50



Key retention 0503
Schlüsselabzugssperre 0503



For lock / für Schloss:
Type 32X-32X.01

510000503

weiß / white

100



System components

Sytembauteile



Socket 012
Arretierungshülse 012

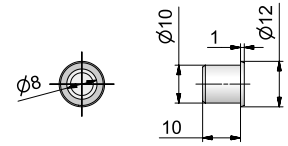
Order-No.
Bestell-Nr.

BQ
VE

543200120

nickel plated / vernickelt

250



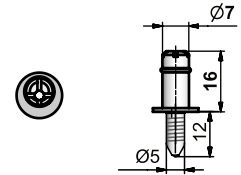
Stop 058.5
Anschlagstift 058.5

Buffer for use with inside doors.
Einsatz für innenliegende Glstüren.

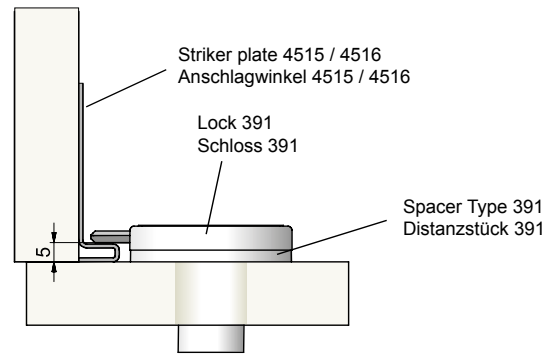
547500585

nickel plated / vernickelt

500



Spacer 014
Distanzstück 014

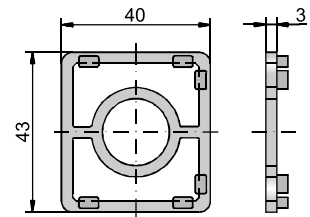


For lock / für Schloss:
Type 391

463910000

black / schwarz

250



Spacer 4253
Distanzstück 4253

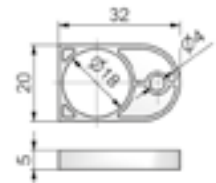
For lock / für Schloss:

Type 421.03 Type 429.09
Type 428.03 Type 471.03

464253000

black / schwarz

200



Spacer 4251
Distanzstück 4251

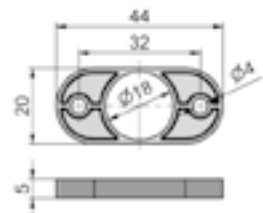
For lock / für Schloss:

Type 371 Type 375
Type 427.01

464251000

black / schwarz

200



Spacer 38
Distanzstück 38

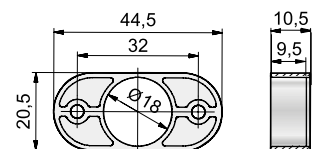
For lock / für Schloss:

Type 371 Type 375
Type 427.01

563843100

black / schwarz

200



System components

Sytembauteile

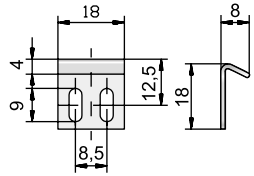


Striker plate 1807
Anschlagwinkel 1807



441807100

nickel plated / vernickelt



50

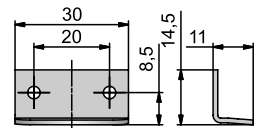


Striker plate 3011
Anschlagwinkel 3011



443011100

nickel plated / vernickelt



250

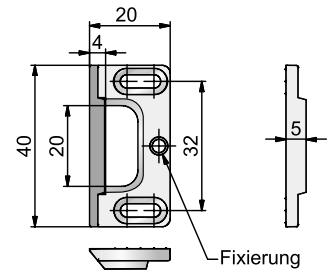


Striker plate 4005
Schließwinkel 4005



440060010

nickel plated / vernickelt



250

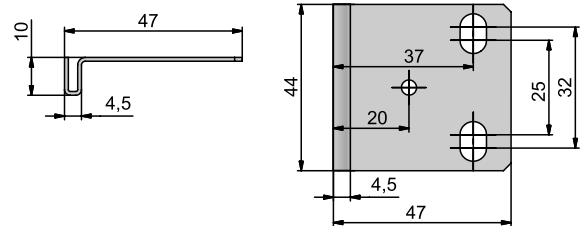


Striker plate 4515
Schließwinkel 4515



444515110

nickel plated / vernickelt



250

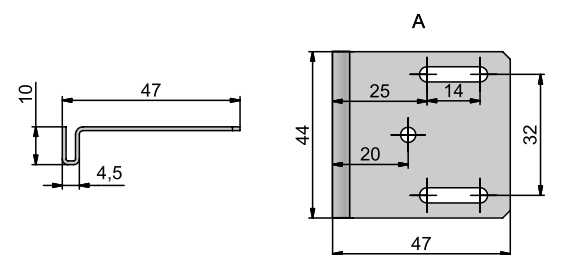


Striker plate 4516
Schließwinkel 4516



444516110

nickel plated / vernickelt



250

System components

Sytembauteile

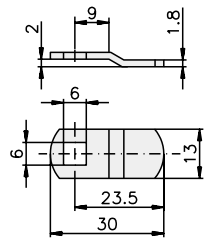
**Order-No.
Bestell-Nr.**
**BQ
VE**

 Bolt 023
Riegel 023

443710230

nickel plated / vernickelt

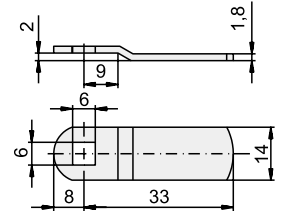
250


 Bolt 126
Riegel 126

443711260

nickel plated / vernickelt

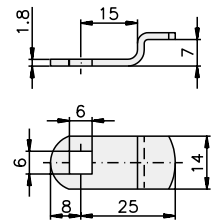
250


 Bolt 335
Riegel 335

443713350

nickel plated / vernickelt

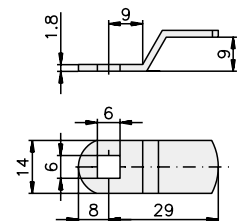
250


 Bolt 152
Riegel 152

443711520

nickel plated / vernickelt

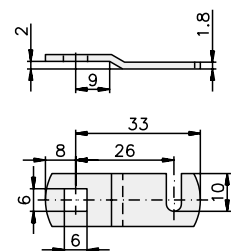
250


 Bolt 024
Riegel 024

443710240

nickel plated / vernickelt

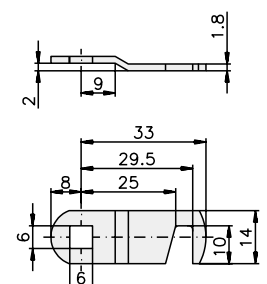
250


 Bolt 329
Riegel 329

443713290


nickel plated / vernickelt

250



www.lehmann-locks.com

... locking systems worldwide

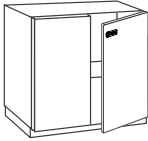

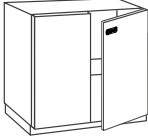

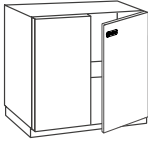

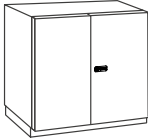

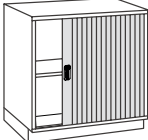















Description Erläuterungen	1
Cylinder + Keys Zylinder + Schlüssel	2
Case locks, cam locks and shooting bar locks Kasten-, Hebel- und Schubstangenschlösser	3
Espagnolette locks Drehstangenschlösser	4
Turn-handles Drehgriffe	5
Glass door locks Glastürschlösser	6
Sliding door locks Schiebetürschloss	7
Tambour locks Rolljalousieschlösser	8
Central locking systems Containerverschlüsse	9
Filing cabinet locks Karteischränkverschlüsse	10
Steel furniture locks Stahlmöbelschlösser	11
System components Systembauteile	12
Dial Lock e-solution	13
General terms and conditions Allgemeine Geschäftsbedingungen	14

Overview

Systemübersicht

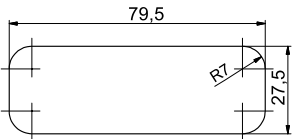
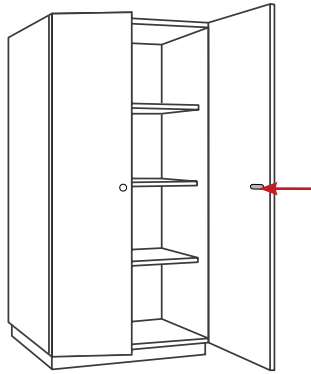
Combination lock DialLock 57 Zahlenkombinationsschloss DialLock 57

DialLock 57.01		Lock for cam Schloss für Riegel	
DialLock 57.03		Lock with bolt Schloss mit Schubriegel	
DialLock 57.04		Slam lock Schnäpperschloss	
DialLock 57.07		Shooting bar lock Schubstangenschloss	
DialLock 57.05		Tambour locks Rolljalousieschloss	
DialLock 57.06		Sliding door locks Schiebetürschloss	
DialLock 57.02		Central locking System 42 Zentralverschluss System 42	
DialLock 57.02		Central locking SVS3 Zentralverschluss SVS3	
DialLock 57.03		Central locking SVS ELEVON Zentralverschluss SVS ELEVON	
DialLock 57.02		Central locking Systema Top 2000 Stop Control Zentralverschluss Systema Top 2000 Stop Control	
DialLock 57.07		Filling cabinet lock SVS ELEVON Karteischränkverschluss SVS ELEVON	

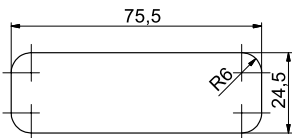
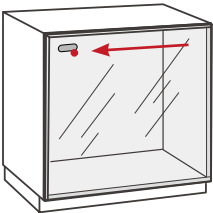
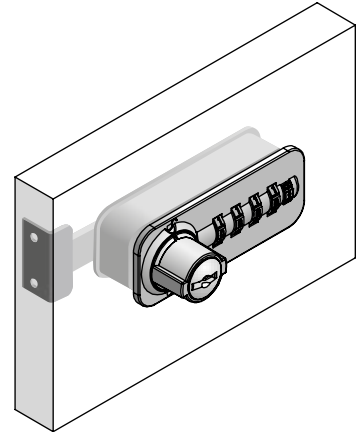
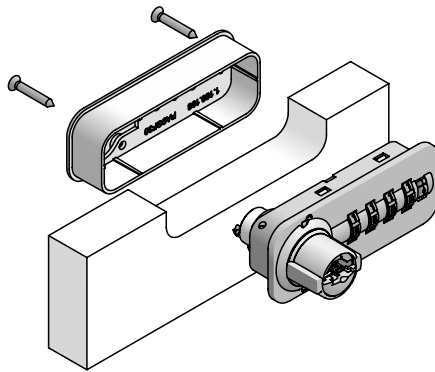
Dial Lock 57

Combination Lock
Zahlenkombinationsschloss

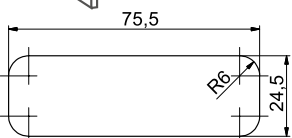
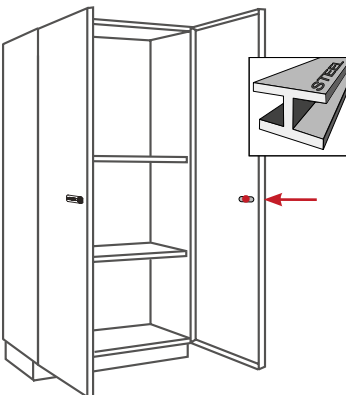
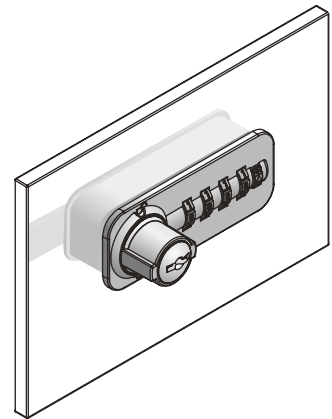
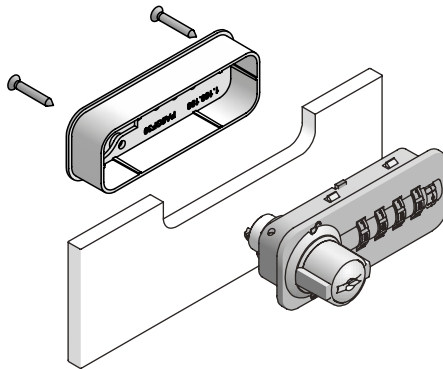
Wood / Glass / Steel
Holz / Glas / Stahl



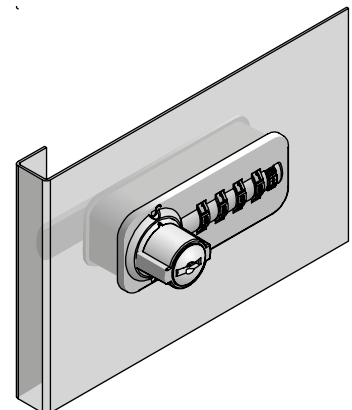
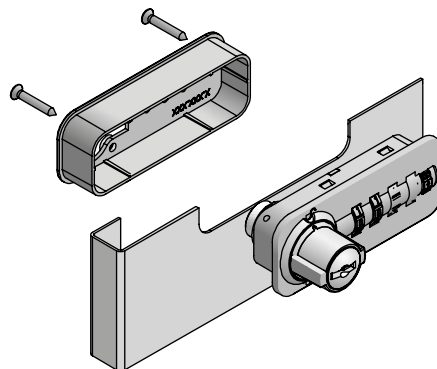
Milling groove
Fräsbild



Stamping configuration
Stanzbild



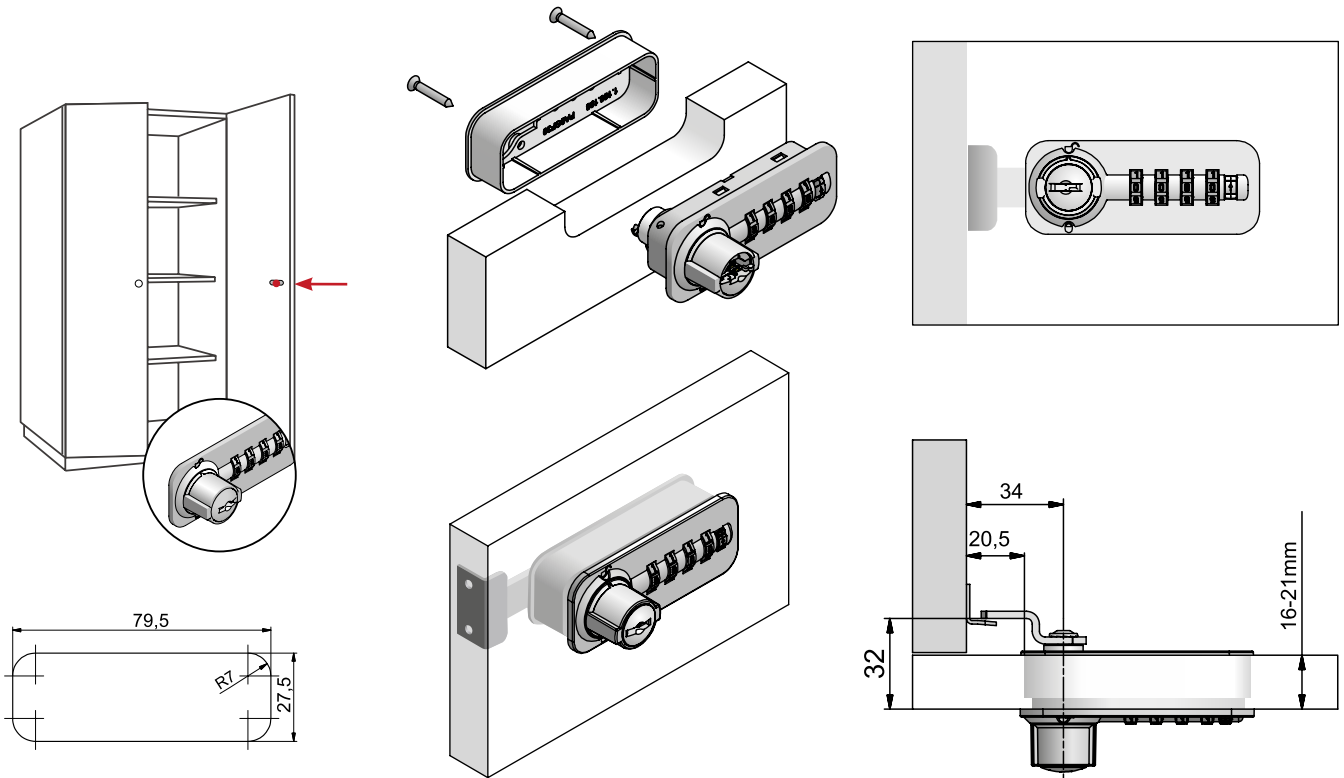
Stamping configuration
Stanzbild



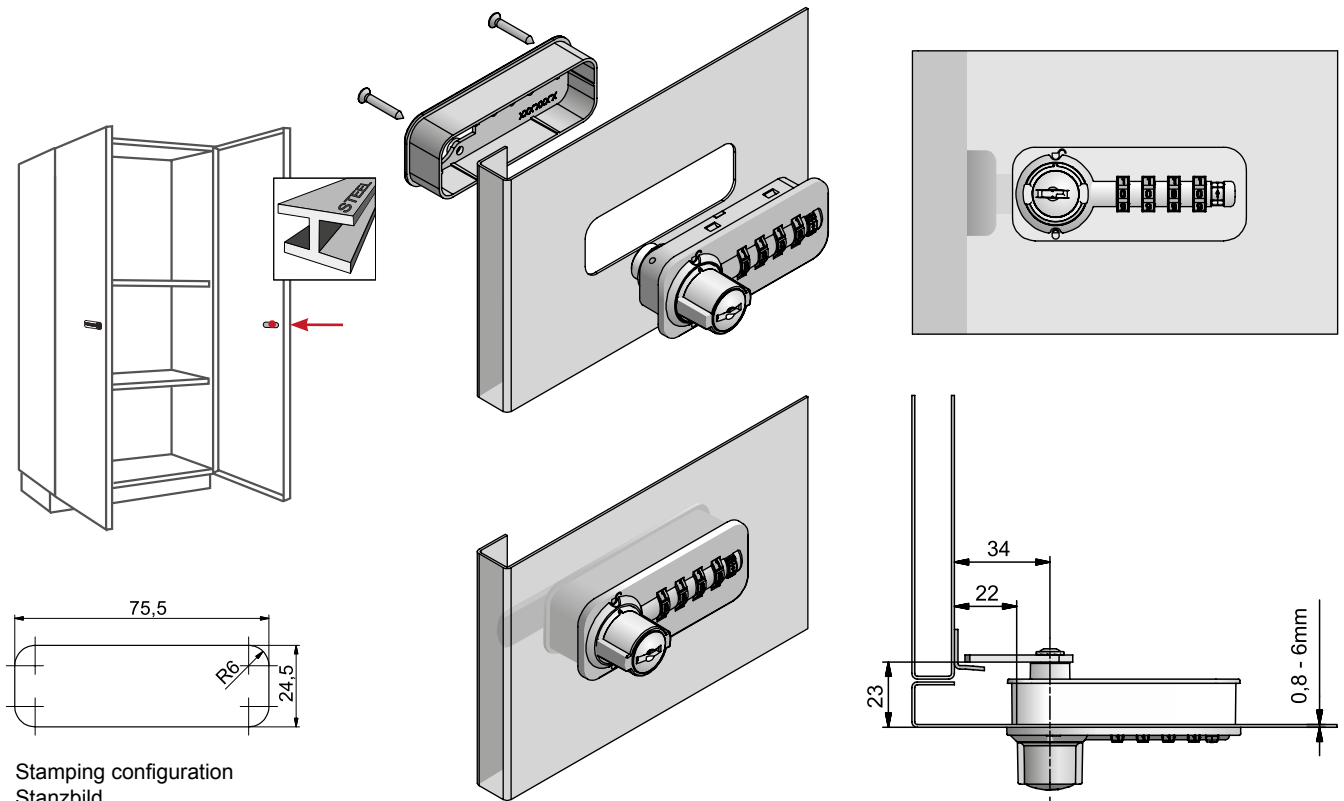
Dial Lock 57.01

Combination Lock
Zahlenkombinationsschloss

Lock for Cam
Schloss für Riegel



Milling groove
Fräsbild



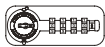
Stamping configuration
Stanzbild

Dial Lock 57.01

Combination Lock
Zahlenkombinationsschloss



A57S.01
Combination lock for cam
Kombinationsschloss für Riegel



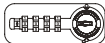
**Order-No.
Bestell-Nr.**

**BQ Order-No.
VE Bestell-Nr.**

365712400100X ← black / schwarz 50 **365713400100X**



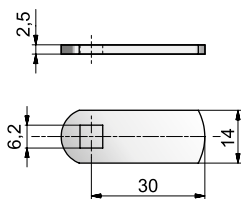
A57S.01
Combination lock for cam
Kombinationsschloss für Riegel



365712400200X → black / schwarz 50 **365713400200X**

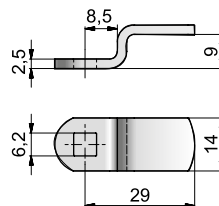
X = 1 - 5 available systems / verfügbare Anlagen AA-01, AA-02, AA-03, AA-04, AA-05 see page 13.7 / siehe Seite 13.7

Cam 477 / Riegel 477



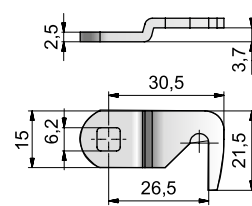
443714770

Cam 460 / Riegel 460



443714600

Cam 827.027 / Riegel 827.027



448270027

nickel plated / vernickelt

50

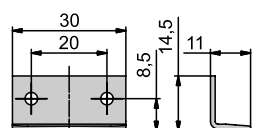


Striker plate 3011
Anschlagwinkel 3011



443011100

nickel plated / vernickelt



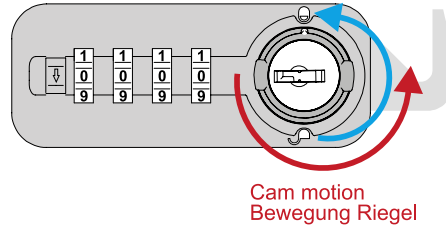
250

Dial Lock 57

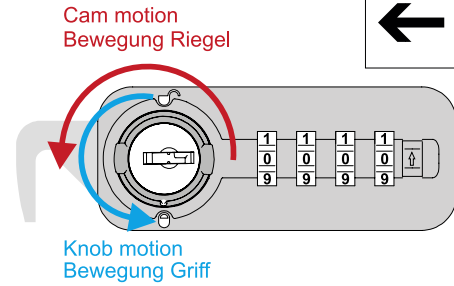
Combination Lock
Zahlenkombinationsschloss

Rotational direction
Drehrichtung

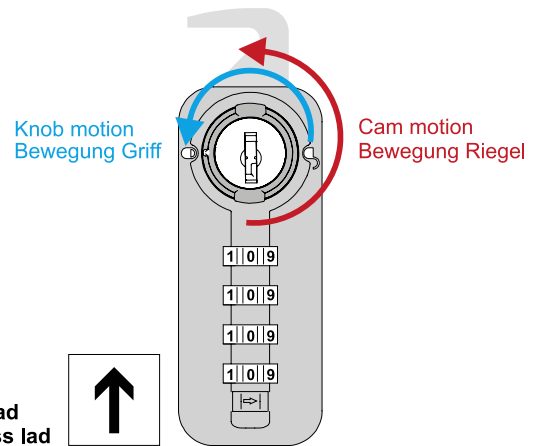
Lock left
linkes Schloss



Lock right
rechtes Schloss




Lock lad
Schloss lad



Dial Lock 57


Surfaces
Oberflächen



Plastic Black
Kunststoff Schwarz



Plastic White
Kunststoff Weiß



Plastic Chrome matt
Kunststoff Chrom matt


Dial Lock 57

Combination Lock
Zahlenkombinationsschloss


Change Code at works
Ab Werk Code ändern

Operating instructions
Bedienungsanleitung

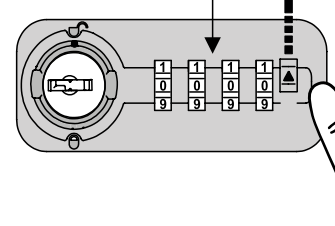
DialLock 57

1.  = 0 | 0 | 0 | 0

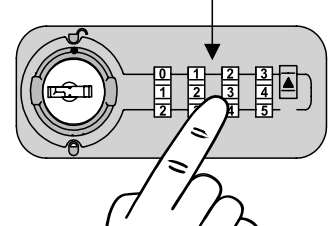
↓

5.  = 1 | 2 | 3 | 4

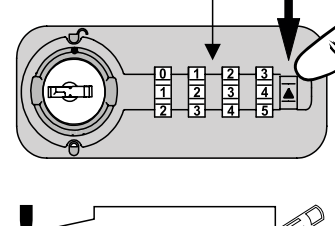
1. 0 | 0 | 0 | 0




2. 1 | 2 | 3 | 4

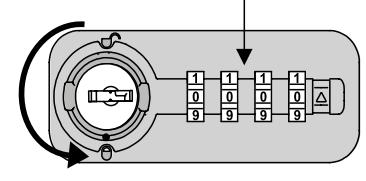


3. 1 | 2 | 3 | 4



! 

4. 0 | 0 | 0 | 0



5. 1 | 2 | 3 | 4 = ✓




Code finding pin 504
Codefinder 504

Order-No.
Bestell-Nr.

500000504

Inox / Edelstahl



BQ / VE

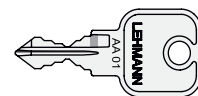
50



Emergency key
Notschlüssel

Order-No.
Bestell-Nr.

Systems-
Anlagen



on request / auf Anfrage	AA-01	nickel plated / vernickelt
on request / auf Anfrage	AA-02	nickel plated / vernickelt
on request / auf Anfrage	AA-03	nickel plated / vernickelt
on request / auf Anfrage	AA-04	nickel plated / vernickelt
on request / auf Anfrage	AA-05	nickel plated / vernickelt


M300

Motorised electronic lock with
3-point locking

Motorisches Elektronischschiess mit
3-Punkt Verriegelung.


M400

Electronic latch lock

Elektronisches Fallenschloss

Operating

Bedienung


TA keypad

individual code selection

TA Tastatur

individuelle Codewahl.


FP scanner

personalised recognition

FP Scanner

personifizierte Erkennung

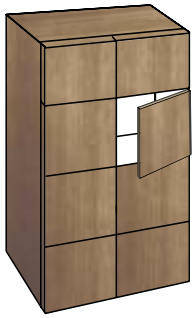

e-Globe II transmitter

convenient solution, simultaneous activation
of multiple locks.

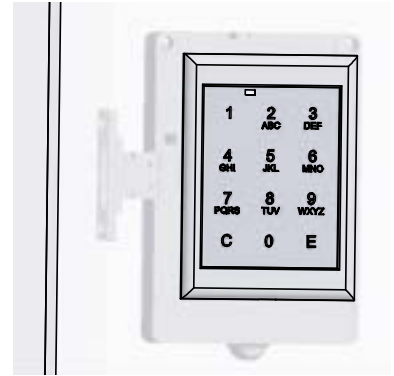
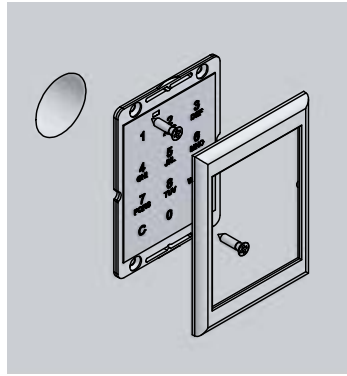
e-Globe II Sender

Komfortlösung, gleichzeitiges Ansteuern
mehrerer Schösser

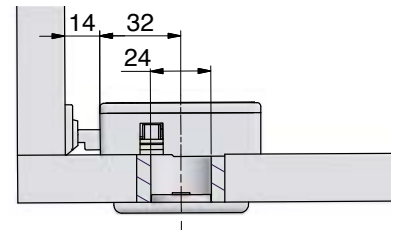
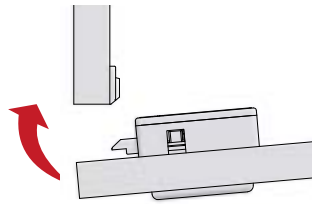
M400 TA



Application example
Anwendungsbeispiel

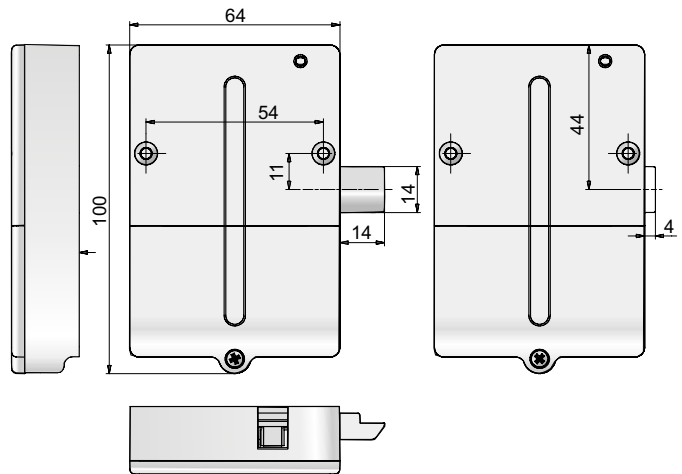


Shown in locked position
Darstellung geschlossen



M400 TA

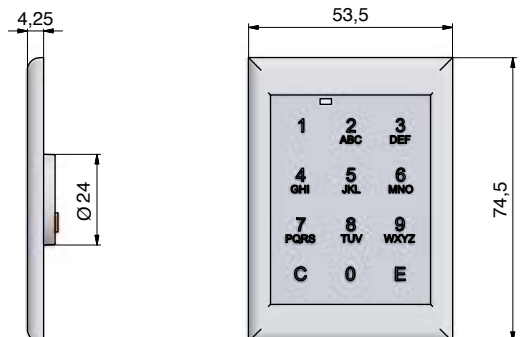
black / schwarz



Keypad / Tastatur
alu white / RAL 9006



Keypad / Tastatur
black / schwarz



M400 TA set	Order-No.	BQ
	Bestell-Nr.	VE
	040014132	with Keypad alu white / mit Tastatur RAL 9006
	040014138	with Keypad black / mit Tastatur schwarz
		1 Set
		1 Set

DIAL LOCKS

Your code is the key

- Freely selectable codes
- No Locking Plan Management
- Solutions for all types of furniture (pedestals, file cabinets and roller-shutter units)

Ihre Zahl ist der Schlüssel

- Frei wählbare Codierungen
- Keine Schließplanverwaltung
- Lösungen für alle Möbelarten (Container, Karteischränke, Jalousieschränke)



Description Erläuterungen	1
Cylinder + Keys Zylinder + Schlüssel	2
Case locks, cam locks and shooting bar locks Kasten-, Hebel- und Schubstangenschlösser	3
Espagnolette locks Drehstangenschlösser	4
Turn-handles Drehgriffe	5
Glass door locks Glastürschlösser	6
Sliding door locks Schiebetürschloss	7
Tambour locks Rolljalousieschlösser	8
Central locking systems Containerverschlüsse	9
Filing cabinet locks Karteischränkverschlüsse	10
Steel furniture locks Stahlmöbelschlösser	11
System components Systembauteile	12
Dial Lock e-solution	13
General terms and conditions Allgemeine Geschäftsbedingungen	14



Acceptance of terms and conditions of sale

All offers and agreements shall be based exclusively on the following terms and conditions. Buyer's differing terms and conditions not expressly accepted in writing shall not be binding. All offers made by LEHMANN Vertriebsgesellschaft mbH & Co. KG (referred to below in short as LEHMANN) are without obligation in principle unless expressly otherwise agreed.

1. Placing of order

- 1.1. The decisive factor for the conclusion of a contract of sale and the scope of the resulting supply commitments shall be corresponding written expressions of will by both parties to the contract. Verbal collateral agreements shall not be made. If persons not authorised to represent LEHMANN conclude agreements differing from or supplementary to this contract, including waiver of this written form clause, these shall be valid only if confirmed in writing by LEHMANN. Otherwise in case of doubt, changes and additions shall be binding only when confirmed in writing.
- 1.2. The customer shall be liable for the correctness of the documents and data it supplies, such as drawings, templates and samples.
- 1.3. The data, drawings and specifications given in catalogues, price lists or offer documents are approximate values customary in the industry unless expressly designated as binding in the acknowledgment.

2. Time of delivery and delays

- 2.1. Periods of delivery and deadlines shall be deemed only approximate unless we have expressly promised in writing that they shall be binding. In the case of sales ex works the periods of delivery and deadlines shall be deemed met if the goods leave the factory/warehouse within the period of delivery or by the deadline. They shall likewise be deemed met upon notification of readiness for shipment if the goods cannot be dispatched on time through no fault of ours. In the case of call-off transactions and/or transactions where the buyer arranges collection of the goods purchased, making ready of the goods shall be deemed delivery.
- 2.2. The periods shall be extended appropriately if failure to meet periods of delivery is due to force majeure, e.g. mobilisation, war, riot or similar events such as strike or lockout. In such cases LEHMANN shall also be entitled to withdraw in full or in part from the unfulfilled part of the contract.
- 2.3. Compensation claims by the buyer for delayed delivery and compensation claims in lieu of performance shall be excluded in all cases of delayed delivery including after expiry of a time set by LEHMANN. This shall not apply to mandatory liability in cases of intent, gross negligence or injury to life, limb or health. The buyer may withdraw from the contract as provided by law only if LEHMANN is responsible for the delayed delivery and the buyer has set an appropriate extension of term of at least 4 weeks. The above provisions shall not imply a change to the burden of proof to the buyer's detriment.

3. Pricing

Unless expressly otherwise agreed, prices are ex works, exclusive of value added tax at the rate in force and exclusive of packing, carriage, postage and insurance. The prices at the date of acknowledgment shall apply in principle. If a significant change occurs to certain cost factors, such as wages, input material or carriage, the agreed price may be adjusted appropriately according to the impact of the relevant cost factors unless there are mandatory legal provisions preventing this. Small orders up to a net goods value of EUR 250 are subject to an EUR 25 handling charge.

In principle, goods will be delivered only in standard packs. We reserve the right to increase orders according to our pack sizes. Packaging is not taken back. Unless otherwise agreed, LEHMANN will choose the type of packing.

4. Terms of payment

- 4.1. All invoices are payable net within 30 days from the invoice date. Discount of 3% will be allowed for payment within 10 days provided that the buyer is not in default of settlement of accounts receivable.
- 4.2. Expenses such as bank charges levied upon remittance of the invoice value and the expenses of presentation of the shipping documents shall be to the buyer's account.
- 4.3. Cheques and bills will be discounted only on account of payment. Credit notes in respect of bills and cheques are issued subject to receipt of the expenses with the value date as at the date when the countervalue is at our disposal. Differences between the calculated rate and the official rate shall likewise be to the buyer's account. The risk of currency losses shall be borne by the buyer.
- 4.4. If the period of payment according to 4.1. is exceeded LEHMANN shall be entitled to charge interest for the year in the amount of 5 percentage points above the base interest rate in accordance with section 1 of the Base Interest Rates Transitional Act.
- 4.5. Rights of retention or offset are permissible only against claims that are undisputed or legally enforceable.
- 4.6. If the buyer is in arrears with a part payment LEHMANN may make the whole outstanding amount due immediately and withdraw from the contract and/or demand damages after first setting an appropriate time for payment or subsequent performance without result unless the setting of a time may be dispensed with according to provisions of law. If an invoice amount due is not paid despite two reminders, all outstanding invoice amounts shall become due immediately.

5. Dispatch and passing of risk

The risk passes to the buyer, including in the case of delivery carriage prepaid, when the goods are handed over to the person in charge of shipping or loaded on to a vehicle by LEHMANN. LEHMANN shall be entitled but not obliged to insure deliveries in the buyer's name and for the buyer's account. In the case of damage in transit the buyer shall immediately ascertain the facts with the carrier or the appropriate bodies and inform LEHMANN.

6. Making to order

Unless otherwise agreed the goods will be delivered in the shipping units indicated in the order documents. Smaller order quantities are subject to special agreement. Part deliveries of a reasonable volume are permissible. In the case of making to order the unit delivery may be subject to a shortfall or excess of up to 10%.

General terms and conditions

7. Industrial property rights

LEHMANN retains ownership and copyright in illustrations, drawings and other documents. They shall not be made accessible to third parties without LEHMANN's consent and they shall be returned to LEHMANN immediately on request. If the making of goods according to the buyer's drawings, samples or other data infringes third party industrial property rights, the buyer shall indemnify LEHMANN from all claims.

8. Retention of title

- 8.1. Goods supplied shall remain our property until satisfaction of all our claims arising from the entire business relationship. If the realisable value of all our security rights exceeds the amount of all the secured claims by more than 10% we will release a corresponding part of the security rights upon request by the buyer.
- 8.2. The buyer is prohibited from pledging goods subject to retention of title or assigning them as security. The buyer is permitted to dispose of the reserved goods in the ordinary course of business. The buyer hereby assigns to us all its claims against third parties arising from resale of the reserved goods. The buyer is authorised to collect such claims even after assignment. Authority to collect may be revoked at any time.
- 8.3. Processing or conversion of the object of sale by the buyer is always undertaken on LEHMANN's behalf. If the object of sale is processed with other objects not belonging to us we shall acquire joint ownership of the new thing in proportion to the value of the object of sale to the other objects processed at the time of processing.
- 8.4. The buyer shall notify us immediately in the case of seizures, attachments or other third party disposals or encroachments.
- 8.5. If the buyer is in breach of its obligations, in particular in case of delay in payment, we shall be entitled to withdraw from the contract and take back the goods upon expiry without result of an appropriate time allowed for the buyer to perform, notwithstanding the legal provisions relating to the dispensability of setting a time. The buyer shall be obliged to surrender the goods.

9. Defects of quality

We shall be liable as follows for defects of quality:

- 9.1. All parts or deliveries presenting a defect of quality within the period of limitation shall be repaired, re-delivered or re-manufactured at our option free of charge if the cause predates the passing of risk.
- 9.2. Claims for defects shall become statute-barred in 12 months. This shall not apply in cases of injury to life, limb or health, intentional or grossly negligent breach of duty or concealment of a defect with intent to deceive.
- 9.3. The buyer shall notify defects of quality without delay and within 8 days at the latest following receipt of the objects sold.
- 9.4. In case of complaints about defects the buyer's payments may be retained to an extent in an appropriate proportion to the defects of quality concerned. The buyer may retain payments only if a complaint is made about defects the justification for which is in no doubt. If a complaint about defects is unjustifiably made we shall be entitled to demand reimbursement of our expenses by the buyer.
- 9.5. LEHMANN shall first of all be given an opportunity of subsequent performance within an appropriate time. If subsequent performance is unsuccessful the buyer may withdraw from the contract or reduce the payment, notwithstanding any compensation claims in accordance with clause 10.
- 9.6. Warranty claims shall not apply in the case of minor deviation from the agreed quality, minor impairment of usability, natural wear and tear or damage occurring after passing of risk due to incorrect or negligent treatment, excessive stress, unsuitable operating consumables or special external influences not presupposed in the contract. If improper modifications or repairs are carried out by the buyer or third parties, no warranty claims shall apply to these or to the consequences ensuing.
- 9.7. Buyer's claims for expenses necessary for the purpose of subsequent performance, such as transport, travel, labour and material expenses, shall be excluded if the expenses are increased by subsequently taking the object delivered to a place other than the buyer's establishment unless such transfer is in accordance with its intended use.
- 9.8. The buyer shall be entitled to claim under a right of recourse against the seller in accordance with section 478 of the German Civil Code only if the buyer has not made any agreements with its customer that go beyond the statutory warranty claims. 9.9. Compensation claims shall also be subject to clause 10. Claims by the buyer further or other than as provided for here against LEHMANN and its agents due to a defect shall be excluded.

10. General limitations of liability

We shall not be liable for losses caused by us, our legal representatives or agents through ordinary negligence. This applies regardless of the legal nature of the claim made, in particular arising from default, other breach of duty or tort. This limitation of liability shall not apply to damage due to injury to life, limb or health or to breach of essential contractual obligations.

11. Place of performance and jurisdiction

The place of performance for the obligations arising from transactions, with respect to both delivery and payment, shall be Minden, Westphalia. The place of jurisdiction for both parties shall be Minden, Westphalia irrespective of the amount in dispute.

12. Choice of law

German substantive law shall apply exclusively to legal relations in connection with this contract.

13. Partial ineffectiveness

Should any of the above clauses be or become ineffective, the ineffective provisions shall be replaced by provisions coming as close as possible to the economic purpose of the ineffective provisions, taking appropriate account of both parties' interests.

Stand September 2003

Standards and guidelines



DIN EN 16014

Hardware for furniture – Furniture locks – Requirements and testing

LEHMANN hardware for furniture is produced in accordance with DIN EN 16014 (Hardware for furniture - Strength and durability of locking mechanisms) by the DIN Woodworking and Furniture Standards Committee (NHM).

LEHMANN hardware for furniture is monitored internally in compliance with DIN EN 16014.



RoHS (EU Directive 2002/95/EC dated 27.1.2003)

The materials and products supplied by LEHMANN meet with the RoHS requirements (EU Directive 2002/95/EC dated 27.1.2003).

They do not contain the following substances, or in no more than the maximum concentration permitted according to the RoHS Directive:

- Lead, lead compounds and alloys
- Cadmium, cadmium compounds and alloys
- Mercury, mercury compounds and alloys
- Hexavalent chromium
- Polybrominated biphenyl (PBB) and polybrominated diphenylether (PBDE)

This confirmation also applies for materials and products to be supplied in future, according to the present status as of September 2012 and current requirements.



REACH Regulation (EC) No. 1907/2006

REACH stands for Registration, Evaluation, Authorization and Restriction of Chemicals. The Regulation came into force throughout the European Union on 1 June 2007.

As a manufacturer of locks and fittings, LEHMANN is a downstream user as defined by the REACH Regulation (EC) No. 1907/2006. The manufacturers and importers, i.e. our suppliers, are responsible for pre-registration and subsequent registration of the raw materials and substances which we use.

As a downstream user, we fully meet with our obligation to communicate in the supply chain. Safety data sheets are available for the substances which we use. A REACH officer has been appointed.



Polycyclic aromatic hydrocarbons (PAH)

Articles and parts supplied by our company for which PAH could be a factor of relevance in the dye concentrates used meet with the requirements pursuant to

- the Hazardous Substances Ordinance (GefStoffV), Annex IV No. 28 (Polycyclic aromatic hydrocarbons PAH), dated 23.12.2004
- the regulations governing award of the GS (Safety Tested) mark as from 1.4.2008 (min. category 2).

Extract:

Parameter	Category 1	Category 2	Category 3
	Materials in contact with foods or materials destined for use in items to be used in the mouth and for toys for children < 36 months.	Materials with foreseeable skin contact, more than 30 seconds (longer term skin contact) and toys not covered by Category 1.	Materials with foreseeable skin contact less than 30 seconds (short term skin contact) or without skin contact.
Benzo[a]pyren mg/kg	Not detectable (<0.2)	1	20
Total 16 PAH (EPA) mg/kg	Not detectable (<0.2)	10	200



Zertifikat

Die LGA InterCert Zertifizierungsgesellschaft mbH bescheinigt hiermit als akkreditierte und anerkannte Zertifizierungsstelle für Qualitätsmanagementsysteme, dass das Unternehmen

Lehmann Vertriebsgesellschaft mbH & Co. KG
Uphauser Weg 82
32429 Minden
 Deutschland

in den Bereichen: Vertrieb von Schloss-Systemen für Möbel
 mit den Unternehmen

Martin Lehmann
 GmbH & Co. KG
 Am Kohlgraben 6-10
 32429 Minden
 Deutschland

Möbelschlossfabrik Brandenburg
 GmbH & Co. KG
 Potsdamer Landstraße 14-16
 14776 Brandenburg an der Havel
 Deutschland

GOLDIN-Druckguss
 GmbH & Co. KG
 Feldstraße 25
 32457 Porta Westfalica
 Deutschland

HUWIL Locks
 GmbH & Co. KG
 Wecostraße 7-11
 33783 Eilorf
 Deutschland

in den Bereichen: Entwicklung und Herstellung von Schloss-Systemen für Möbel.
 ein gemeinsames

Qualitätsmanagementsystem

nach

DIN EN ISO 9001:2008

Qualitätsmanagementsysteme - Anforderungen
 eingeführt hat und anwendet.

Durch ein Zertifizierungsaudit der LGA InterCert Zertifizierungsgesellschaft mbH wurde der Nachweis erbracht, dass das QM-System des Unternehmens die Anforderung des oben genannten Standards erfüllt.

Erstzertifizierung im April 2006

Gültigkeit des Zertifikates bis 26. April 2015

Registriernummer: **QM-1920760**

Nürnberg, den 4. Juli 2012



Andrea Sterl
 Prokuristin




Siegfried Loos
 Leitender Auditor



Anerkennung der Lieferbedingungen

Allen Angeboten und Vereinbarungen liegen ausschließlich nachfolgende Bedingungen zugrunde; abweichende Bedingungen des Käufers, die nicht ausdrücklich schriftlich anerkannt werden, sind nicht verbindlich. Alle Angebote der LEHMANN Vertriebsgesellschaft mbH & Co. KG (im folgenden kurz LEHMANN genannt) sind grundsätzlich freibleibend, es sei denn, eine andere Vereinbarung ist ausdrücklich zugrunde gelegt.

1. Auftragserteilung

- 1.1. Maßgebend für den Abschluss eines Kaufvertrages und den Umfang der sich daraus ergebenden Lieferverpflichtungen ist die Abgabe entsprechender schriftlicher Willenserklärungen beider Vertragsparteien. Mündliche Nebenabreden sind nicht getroffen. Sofern von Personen, die für LEHMANN nicht zur Vertretung bevollmächtigt sind, von diesem Vertrag abweichende oder ihn ergänzende Vereinbarungen getroffen werden, wozu auch die Aufhebung dieser Schriftformklausel gehört, bedürfen sie zu ihrer Wirksamkeit der schriftlichen Bestätigung durch LEHMANN. Auch sonst sind im Zweifel Änderungen und Ergänzungen erst dann verbindlich, wenn sie schriftlich bestätigt sind.
- 1.2. Der Besteller haftet für die Richtigkeit der von ihm zu liefernden Unterlagen, wie insbesondere Zeichnungen, Lehren und Muster.
- 1.3. Die in Katalogen, Preislisten oder den zum Angebot gehörenden Unterlagen enthaltenen Angaben, Zeichnungen und Leistungsbeschreibungen sind branchenübliche Näherungswerte, es sei denn, dass sie in der Auftragsbestätigung ausdrücklich als verbindlich bezeichnet werden.

2. Lieferzeit und Lieferverzögerungen

- 2.1. Lieferfristen und Termine gelten nur annähernd, es sei denn, dass LEHMANN eine schriftliche Zusage ausdrücklich als verbindlich gegeben hat. Bei Verkäufen ab Werk sind die Lieferfristen und Termine eingehalten, wenn die Ware innerhalb der Lieferfrist oder zu dem Liefertermin das Werk/Lager verlässt, sie gelten ferner mit der Meldung der Versandbereitschaft als eingehalten, wenn die Ware ohne unser Verschulden nicht rechtzeitig abgesandt werden kann. Bei Abrufgeschäften und/oder bei Geschäften, bei denen der Käufer die Abholung der gekauften Ware veranlasst, gilt die Bereitstellung der Ware als Lieferung.
- 2.2. Ist die Nichteinhaltung von Lieferfristen auf höhere Gewalt, z. B. Mobilmachung, Krieg, Aufruhr oder ähnliche Ereignisse, z. B. Streik, Aussperrung zurückzuführen, verlängern sich diese Fristen angemessen. In diesen Fällen ist LEHMANN auch berechtigt, wegen des nicht erfüllten Teiles vom Vertrag ganz oder teilweise zurückzutreten.
- 2.3. Sowohl Schadensersatzansprüche des Käufers wegen Verzögerung der Lieferung als auch Schadensersatzansprüche statt der Leistung sind in allen Fällen verzögerter Lieferung, auch nach Ablauf einer LEHMANN gesetzten Frist ausgeschlossen. Dies gilt nicht, soweit in Fällen des Vorsatzes, der groben Fahrlässigkeit oder wegen der Verletzung des Lebens, des Körpers oder der Gesundheit zwingend gehaftet wird. Vom Vertrag kann der Käufer im Rahmen der gesetzlichen Bestimmungen nur zurücktreten, soweit die Verzögerung der Lieferung von LEHMANN zu vertreten ist und der Käufer eine angemessene Nachfrist von mindestens 4 Wochen gesetzt hat. Eine Änderung der Beweislast zum Nachteil des Käufers ist mit den vorstehenden Regelungen nicht verbunden.

3. Preisstellung

Die Preise verstehen sich, soweit nichts anderes ausdrücklich vereinbart ist, zuzüglich der jeweils gültigen Mehrwertsteuer ab Werk und schließen Verpackungen, Fracht, Porto und Versicherung nicht ein. Es gelten grundsätzlich die Preise am Tage der Auftragsbestätigung. Erhöhen sich nach Abschluss des Vertrags Kosten von Lehmann, die für die Kalkulation des vereinbarten Preises maßgeblich waren, wie insbesondere Kosten für Löhne, Vormaterial oder Fracht, so kann Lehmann eine angemessene und zumutbare Anpassung des vereinbarten Preises vom Käufer verlangen. Lieferung von Artikeln erfolgt grundsätzlich nur in Standardverpackungen. LEHMANN behält sich vor, Bestellungen entsprechend unseren Verpackungsgrößen zu erhöhen. Verpackung wird nicht zurückgenommen. Sofern nichts anderes vereinbart ist, wählt LEHMANN die Verpackungsart.

4. Zahlungsbedingungen

- 4.1. Alle Rechnungen sind innerhalb von 30 Tagen ab Rechnungsdatum ohne Abzug zahlbar.
- 4.2. Spesen, wie z. B. bei der Überweisung des Rechnungswertes anfallende Bankspesen sowie die Spesen bei Einlösung der Verschiffungsdokumente, gehen zu Lasten des Käufers.
- 4.3. Die Hereinnahme von Schecks und Wechseln erfolgt nur erfüllungshalber. Gutschriften über Wechsel und Schecks erfolgen vorbehaltlich des Eingangs der Auslagen mit Wertstellung des Tages, an dem LEHMANN über den Gegenwert verfügen kann. Differenzen zwischen dem berechneten Kurs und dem amtlichen Kurs gehen ebenfalls zu Lasten des Käufers. Die Gefahr von Währungsverlusten trägt der Käufer.
- 4.4. Bei Überschreitung der Zahlungsfrist nach 4.1. ist LEHMANN berechtigt, Zinsen in Höhe von 8 Prozentpunkten über dem Basiszinssatz zu berechnen.
- 4.5. Zurückbehaltungsrechte oder die Aufrechnung sind nur zulässig mit unbestrittenen oder rechtskräftig festgestellten Forderungen.
- 4.6. Kommt der Käufer mit einer Teilleistung in Rückstand, so kann LEHMANN die gesamte Restforderung sofort fällig stellen und vom Vertrag zurücktreten und/oder Schadensersatz verlangen, nachdem sie zuvor erfolglos eine angemessene Frist zur Leistung oder Nacherfüllung bestimmt hat, soweit die Fristsetzung nicht nach gesetzlichen Bestimmungen entbehrlich ist. Wird ein fälliger Rechnungsbetrag trotz zweimaliger Mahnung nicht bezahlt, werden alle noch offenen Rechnungsbeträge sofort fällig.

5. Versand und Gefahrübergang

Die Gefahr geht - auch bei frachtfreier Lieferung - auf den Käufer über, wenn die Ware dem Versandbeauftragten übergeben oder auf ein Fahrzeug von LEHMANN verladen worden ist. LEHMANN ist berechtigt, aber nicht verpflichtet, Lieferungen im Namen und für Rechnung des Käufers zu versichern. Bei Transportschäden hat der Käufer unverzüglich eine Tatbestandsaufnahme bei dem Frachtführer bzw. bei den zuständigen Stellen zu veranlassen und LEHMANN zu benachrichtigen.

6. Sonderanfertigung

Die Lieferung erfolgt mangels abweichender Vereinbarung in den aus den Auftragsunterlagen ersichtlichen Versandeinheiten. Niedrigere Bestellmengen bedürfen einer Sondervereinbarung. Teillieferungen in zumutbarem Umfang sind zulässig. Werden Sonderanfertigungen bestellt, so darf die stückzahlmäßige Lieferung bis 10 % unter- oder überschritten werden.

Allgemeine Geschäftsbedingungen

7. Schutzrechte

An Abbildungen, Zeichnungen und sonstigen Unterlagen behält sich LEHMANN Eigentums- und Urheberrecht vor, sie dürfen ohne Einwilligung von LEHMANN Dritten nicht zugänglich gemacht werden und sind auf Verlangen unverzüglich an LEHMANN zurückzusenden. Werden bei der Anfertigung der Ware nach Zeichnungen, Mustern oder sonstigen Angaben des Käufers Schutzrechte Dritter verletzt, so stellt dieser LEHMANN von sämtlichen Ansprüchen frei.

8. Eigentumsvorbehalt

- 8.1. Die gelieferten Waren bleiben Eigentum von LEHMANN bis zur Erfüllung aller Ansprüche aus der gesamten Geschäftsverbindung. Soweit der realisierbare Wert aller Sicherungsrechte, die LEHMANN zustehen, die Höhe aller gesicherten Ansprüche um mehr als 10 % übersteigt, wird LEHMANN auf Wunsch des Käufers einen entsprechenden Teil der Sicherungsrechte freigeben.
- 8.2. Während des Bestehens des Eigentumsvorbehalts ist dem Käufer eine Verpfändung oder Sicherungsübereignung untersagt. Der Käufer ist berechtigt, die Vorbehaltsware im ordentlichen Geschäftsgang zu veräußern. Er tritt LEHMANN hiermit schon jetzt alle Forderungen ab, die ihm aus der Weiterveräußerung der Vorbehaltsware gegen Dritte erwachsen. Zur Einziehung dieser Forderungen ist der Käufer auch nach der Abtretung ermächtigt. Die Einzugsermächtigung ist jederzeit widerruflich.
- 8.3. Eine Verarbeitung oder Umbildung der Kaufsache durch den Käufer wird stets für LEHMANN vorgenommen. Wird die Kaufsache mit anderen, LEHMANN nicht gehörenden Gegenständen verarbeitet, so erwirbt LEHMANN das Miteigentum an der neuen Sache im Verhältnis des Wertes der Kaufsache zu den anderen verarbeiteten Gegenständen zur Zeit der Verarbeitung.
- 8.4. Bei Pfändungen, Beschlagnahmen oder sonstigen Verfügungen oder Eingriffen Dritter hat der Käufer LEHMANN unverzüglich zu benachrichtigen.
- 8.5. Bei Pflichtverletzungen des Käufers, insbesondere bei Zahlungsverzug, ist LEHMANN nach erfolglosem Ablauf einer dem Käufer gesetzten angemessenen Frist zur Leistung zum Rücktritt und zur Rücknahme berechtigt; die gesetzlichen Bestimmungen über die Entbehrlichkeit einer Fristsetzung bleiben unberührt. Der Käufer ist zur Herausgabe verpflichtet.

9. Sachmängel

Für Sachmängel haftet LEHMANN wie folgt:

- 9.1. Alle diejenigen Teile oder Lieferungen sind nach Wahl von LEHMANN unentgeltlich nachzubessern, neu zu liefern oder neu zu erbringen, die innerhalb der Verjährungsfrist einen Sachmangel aufweisen, sofern dessen Ursache bereits im Zeitpunkt des Gefahrüberganges vorlag.
- 9.2. Sachmängelsprüche verjähren in 12 Monaten. Dies gilt nicht in Fällen der Verletzung des Lebens, des Körpers oder der Gesundheit, bei einer vorsätzlichen oder grob fahrlässigen Pflichtverletzung und bei arglistigem Verschweigen eines Mangels.
- 9.3. Der Käufer hat Sachmängel unverzüglich, spätestens binnen 8 Tagen nach Empfang der verkauften Gegenstände schriftlich zu rügen.
- 9.4. Bei Mängelrügen dürfen Zahlungen des Käufers in einem Umfang zurückgehalten werden, die in einem angemessenen Verhältnis zu den aufgetretenen Sachmängeln stehen. Der Käufer kann Zahlungen nur zurückhalten, wenn eine Mängelrüge geltend gemacht wird, über deren Berechtigung kein Zweifel bestehen kann. Erfolgte die Mängelrüge zu Unrecht, ist LEHMANN berechtigt, die entstandenen Aufwendungen vom Käufer ersetzt zu verlangen.
- 9.5. Zunächst ist LEHMANN Gelegenheit zur Nacherfüllung innerhalb angemessener Frist zu gewähren. Schlägt die Nacherfüllung fehl, kann der Käufer - unbeschadet etwaiger Schadensersatzansprüche gem. Ziffer 10. - vom Vertrag zurücktreten oder die Vergütung mindern.
- 9.6. Mängelansprüche bestehen nicht bei nur unerheblicher Abweichung von der vereinbarten Beschaffenheit, bei nur unerheblicher Beeinträchtigung der Brauchbarkeit, bei natürlicher Abnutzung oder Schäden, die nach dem Gefahrübergang infolge fehlerhafter oder nachlässiger Behandlung, übermäßiger Beanspruchung, ungeeigneter Betriebsmittel oder aufgrund besonderer äußerer Einflüsse entstehen, die nach dem Vertrag nicht vorausgesetzt sind. Werden vom Käufer oder Dritten unsachgemäß Änderungen oder Instandsetzungsarbeiten vorgenommen, so bestehen für diese und die daraus entstehenden Folgen ebenfalls keine Mängelansprüche.
- 9.7. Ansprüche des Käufers wegen der zum Zwecke der Nacherfüllung erforderlichen Aufwendungen, insbesondere Transport-, Wege-, Arbeits- und Materialkosten sind ausgeschlossen, soweit die Aufwendungen sich erhöhen, weil der Gegenstand der Lieferung nachträglich an einen anderen Ort als die Niederlassung des Käufers verbracht worden ist, es sei denn, die Verbringung entspricht seinem bestimmungsgemäßen Gebrauch.
- 9.8. Rückgriffsansprüche des Käufers gegen den Verkäufer gem. § 478 BGB bestehen nur insoweit, als der Käufer mit seinem Abnehmer keine über die gesetzlichen Mängelansprüche hinausgehenden Vereinbarungen getroffen hat.
- 9.9. Für Schadensersatzansprüche gilt im übrigen Ziffer 10. Weitergehende oder andere als die hier geregelten Ansprüche des Käufers gegen LEHMANN und deren Erfüllungsgehilfen wegen eines Mangels sind ausgeschlossen.

10. Allgemeine Haftungsbeschränkungen

LEHMANN haftet nicht für Schäden, die LEHMANN, ein gesetzlicher Vertreter oder Erfüllungsgehilfe durch einfache Fahrlässigkeit verursacht hat. Dies gilt ohne Rücksicht auf die Rechtsnatur des geltend gemachten Anspruchs, insbesondere aus Verzug, sonstiger Pflichtverletzung oder unerlaubter Handlung. Diese Haftungsbeschränkung gilt nicht für Schäden aus der Verletzung des Lebens, des Körpers oder der Gesundheit und aus der Verletzung wesentlicher Vertragspflichten.

11. Erfüllungsort und Gerichtsstand

Als Erfüllungsort für die aus den Geschäften sich ergebenden Verbindlichkeiten, sowohl hinsichtlich der Lieferung wie auch Zahlung, gilt Minden/Westfalen als vereinbart. Gerichtsstand für beide Teile ist ohne Rücksicht auf die Höhe des Streitgegenstandes Minden/Westfalen.

12. Anzuwendendes Recht

Für die Rechtsbeziehungen im Zusammenhang mit diesem Vertrag gilt ausschließlich deutsches materielles Recht unter Ausschluss des UN-Kaufrechts (CISG).

13. Unwirksamkeit von Klauseln

Sollten einzelne der vorstehenden Klauseln unwirksam sein oder werden, so sollen an die Stelle der unwirksamen Bedingungen solche Regelungen treten, die dem wirtschaftlichen Zweck der Bedingungen unter angemessener Wahrung der beiderseitigen Interessen am nächsten kommen.

Stand Januar 2014

Normen und Richtlinien



EN 16014

Möbelschlösser und Beschläge – Möbelschlösser – Anforderungen und Prüfungen

LEHMANN Möbelschlösser und Beschläge werden nach DIN EN 16014 (Möbelschlösser und Beschläge - Anforderungen und Prüfungen) vom Normenausschuss Holzwirtschaft und Möbel (NHM) im DIN gefertigt.
LEHMANN Möbelschlösser und Beschläge werden Intern nach DIN EN 16014 überwacht.



RoHS (EU-Richtlinie 2002/95/EG vom 27.01.2003)

Die von LEHMANN gelieferten Materialien und Produkte entsprechen den Anforderungen der RoHS (EU-Richtlinie 2002/95/EG vom 27.01.2003)

Folgende Stoffe sind nicht oder maximal in nach RoHS erlaubten Konzentrationen enthalten.

- Blei, Bleiverbindungen und -legierungen
- Cadmium, Cadmiumverbindungen und -legierungen
- Quecksilber, Quecksilberverbindungen und -legierungen
- Sechswertiges Chrom
- Polybromiertes Biphenyl (PBB) und polybromiertes Diphenylether (PBDE)

Diese Bestätigung gilt nach heutigem Stand September 2012 und aktuellen Anforderungen auch für zukünftige zu liefernde Materialien und Produkte.



REACH- Verordnung Nr. 1907/2006(EG)

REACH steht für **R**egistration, **E**valuation, **A**uthorisation and **R**estriction of **C**hemicals; also für die Registrierung, Bewertung, Zulassung und Beschränkung von Chemikalien. Es handelt sich dabei um eine EU-Chemikalienverordnung, die am 1. Juni 2007 in Kraft getreten ist.

LEHMANN ist im Sinne der **REACH-Verordnung 1907/2006(EG)** als Schloss- und Beschlaghersteller ein **nachgeschalteter Anwender**. Die Vorregistrierung sowie die anschließende Registrierung der von uns verwendeten Rohstoffe und Substanzen obliegt den Herstellern bzw. Importeuren, also unseren Lieferanten.

Unserer Verpflichtung zur Kommunikation in der Lieferkette kommen wir als nachgeschalteter Anwender in vollem Umfang nach. Für die von uns verarbeiteten Stoffe werden **Sicherheitsdatenblätter** geführt. Ein **REACH-Beauftragter** ist benannt.



Polyzyklische Aromatische Kohlenwasserstoffe (PAK)

Die von uns angebotenen Artikel und Bauteile mit einer Relevanz bezüglich einer PAK-Belastung der eingesetzten Farbkonzentrate entsprechen den Vorgaben

- der GefStoffV, Anhang IV Nr. 28 (Polyzyklische aromatische Kohlenwasserstoffe PAK) vom 23.12.04
- den Vorgaben der GS-Zeichenvergabe ab dem 01.04.2008 (min. Kategorie 2).

Auszug:

Parameter	Kategorie 1	Kategorie 2	Kategorie 3
	Materialien im Kontakt mit Lebensmitteln oder Materialien, die dazu bestimmt sind, in den Mund genommen zu werden und Spielzeug für Kinder < 36 Monate	Materialien mit vorhersehbarem Hautkontakt, länger als 30 s (längerfristiger Hautkontakt) und Spielzeug, das nicht unter Kategorie 1 fällt	Materialien mit vorhersehbarem Hautkontakt bis zu 30 s (kurzfristiger Hautkontakt) oder ohne Hautkontakt
Benzo[a]pyren mg/kg	nicht nachweisbar (<0,2)	1	20
Summe 16 PAK (EPA) mg/kg	nicht nachweisbar (<0,2)	10	200

Quelle: Zentralstelle der Länder für Sicherheitstechnik (ZLS) – ZEK 01-08



Zertifikat

Die LGA InterCert Zertifizierungsgesellschaft mbH bescheinigt hiermit als akkreditierte und anerkannte Zertifizierungsstelle für Qualitätsmanagementsysteme, dass das Unternehmen

Lehmann Vertriebsgesellschaft mbH & Co. KG
Uphauer Weg 82
32429 Minden
Deutschland

in den Bereichen: Vertrieb von Schloss-Systemen für Möbel
mit den Unternehmen

Martin Lehmann
GmbH & Co. KG
Am Kohlgraben 6-10
32429 Minden
Deutschland

Möbelschlossfabrik Brandenburg
GmbH & Co. KG
Potsdamer Landstraße 14-16
14776 Brandenburg an der Havel
Deutschland

GOLDIN-Druckguss
GmbH & Co. KG
Feldstraße 25
32457 Porta Westfalica
Deutschland

HUWIL Locks
GmbH & Co. KG
Wecostraße 7-11
33783 Eildorf
Deutschland

in den Bereichen: Entwicklung und Herstellung von Schloss-Systemen für Möbel.
ein gemeinsames

Qualitätsmanagementsystem

nach

DIN EN ISO 9001:2008

Qualitätsmanagementsysteme - Anforderungen
eingeführt hat und anwendet.

Durch ein Zertifizierungsaudit der LGA InterCert Zertifizierungsgesellschaft mbH wurde der Nachweis erbracht, dass das QM-System des Unternehmens die Anforderung des oben genannten Standards erfüllt.

Erstzertifizierung im April 2006

Gültigkeit des Zertifikates bis 26. April 2015

Registriernummer: **QM-1920760**

Nürnberg, den 4. Juli 2012



Andrea Sterl
Prokuristin



Siegfried Loos
Leitender Auditor

General terms and conditions

Allgemeine Geschäftsbedingungen

No updating service is provided for this catalogue.
For the latest details on our products, please go to
www.lehmann-locks.com
where you will find the information you require.



Dieser Katalog unterliegt keinem Änderungs-
dienst. Aktuelle Informationen über unsere Pro-
dukte finden Sie im Internet unter:

www.lehmann-locks.com

Bei Bedarf informieren Sie sich dort.

2014/15



LEHMANN Vertriebsgesellschaft mbH & Co. KG

Postfach / P.O.B 2620 · D- 32383 Minden

Telefon +49 (0) 571/505 99 - 0

Fax +49 (0) 571/505 998-22

www.lehmann-locks.com · info@lehmann-locks.com

DIN EN ISO 9001:2008 zertifiziert