

Description
Erläuterungen



Description

Erläuterungen



Application right
Anwendung rechts



Application left
Anwendung links



Application for drawers
Anwendung lad



Application for flaps
Anwendung kopflad



right and left adjustable
rechts und links einstellbar




Steel
Stahl



Rotation 180°
Drehrichtung 180°



Rotation 90°
Drehrichtung 90°



Cylinder-system dual purpose to Prestige 2 and Prestige 4
Verwendbar im Zylindersystem Prestige 2 und Prestige 4



black = closed
schwarz = geschlossen



white = open
weiß = geöffnet



tool-less assembly
werkzeuglose Montage



Removal position
Entnahmeposition



Key retention
Schlüsselabzugssperre



Fixing material
3,5x15 Befestigungsmaterial

VE / BQ = Box quantity /
Verpackungseinheit

MM /
MMQ = Minimum order quantity/
Mindestbestellmenge



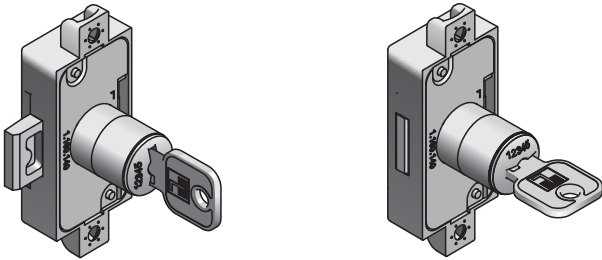
LGA-tested

Description

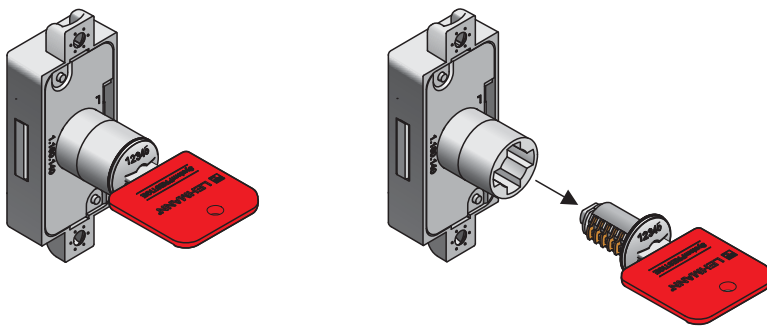
Erläuterungen

closed / geschlossen

open / geöffnet



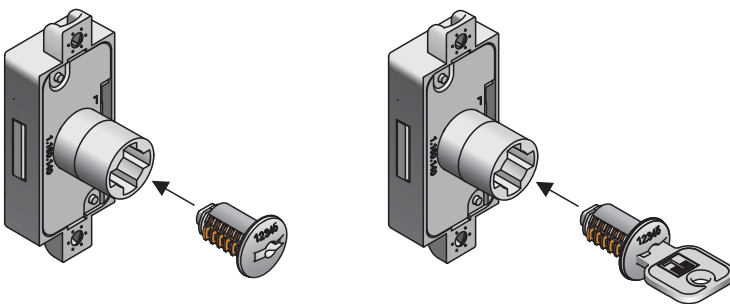
Removal / Demontage



To be dismantled in opened position with removal key.

Demontage in geöffneter Position mit Demontageschlüssel.

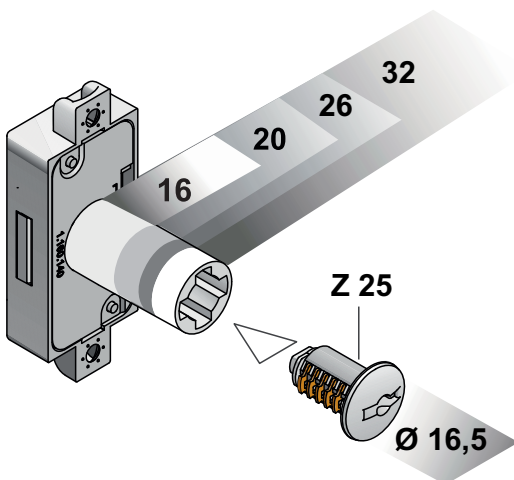
Assembly / Montage



Rapid assembly with or without key.

Montage mit oder ohne Zylinderschlüssel.

Cylinder lengths / Zylinderlänge



Basis Ø 16,5 mm

Cylinder lengths : 16 / 20 / 26 / 32 mm
Zylinderlänge: 16 / 20 / 26 / 32 mm

Description

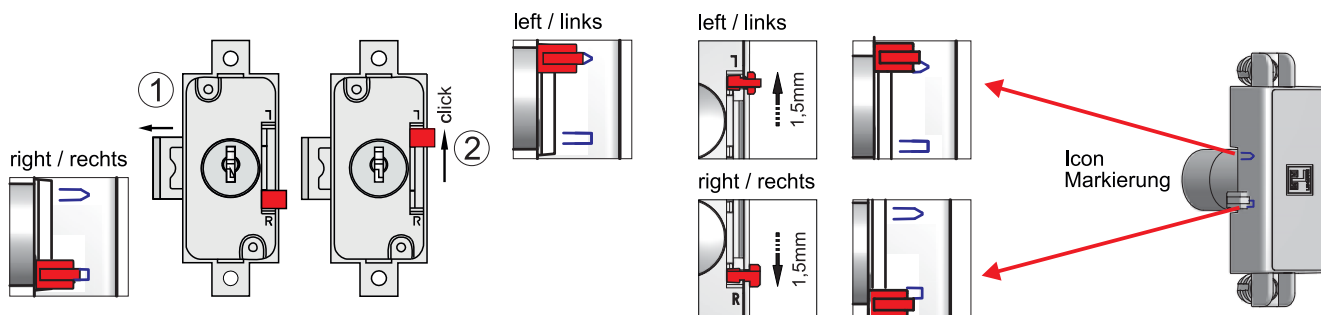
Erläuterungen

To adjust right – left / key retention

Einstellen rechts – links / Schlüsselabzugssperre

To adjust 550 / 750 right / left
Einstellen 550 / 750 rechts / links

To adjust key retention 550 / 750
Einstellen Schlüsselabzugssperre 550 / 750

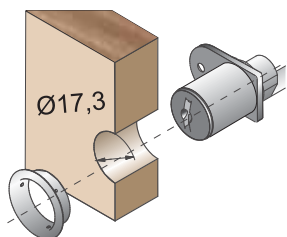
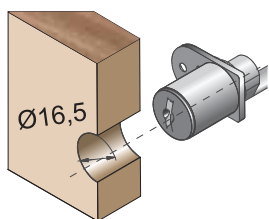


Drilling template with or without rosette / Bohrbild Schloss mit und ohne Rosette

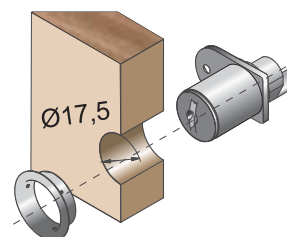
Lock **without rosette** / Drilling \varnothing 16,5 mm /
Schloss **ohne Rosette** / Bohrung \varnothing 16,5 mm

Lock **with rosette** / Drilling \varnothing 17,3 mm /
Schloss **mit Rosette** / Bohrung \varnothing 17,3 mm

Lock **with rosette** / Drilling \varnothing 17,5 mm
Schloss **mit Rosette** / Bohrung \varnothing 17,5 mm

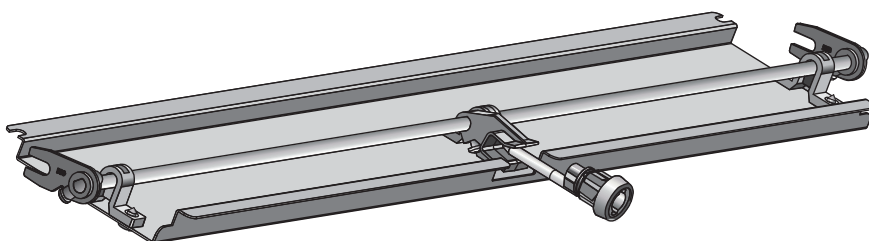


Rosette holds to cylinder
and drilling
Rosette klemmt auf dem Zylinder
und in der Bohrung



Rosette holds to cylinder.
Rosette klemmt auf dem Zylinder.

module assembly / Baugruppenmontage



Care advice / Pflegehinweis

Care advice:

LEHMANN locks and fittings are manufactured to DIN EN 16014.

Operating cycles and service life of cylinder lock systems for office furniture meet the requirements specified in DIN. All mechanical components – cylinder and key in particular – are subject to mechanical wear from daily use. To prolong their service life and maintain optimum action, we recommend treating them with Interflon Fin Super after every 5000 locking cycles or once a year with a Teflon-based synthetic lubricant, eg. Interflon Fin Super.

Pflegehinweis:

LEHMANN Schlösser und Beschläge werden nach DIN EN 16014 gefertigt.

Bedienungszyklen und Lebensdauer der Zylinder-Büromöbelschloss-Systeme entsprechen den Anforderungen der DIN. Alle mechanischen Bauteile, speziell Zylinder und Schlüssel, unterliegen im täglichen Gebrauch einem mechanischen Verschleiß. Zur Optimierung der Lebensdauer und Erhaltung der optimalen Laufeigenschaften empfehlen wir alle 5000 Schließzyklen oder einmal jährlich die Pflege mit einem synthetischen Trockenschmiermittel mit Teflon®, z. B. Interflon Fin Super.

Innovative finishes

Innovative Oberflächen



**nickel plated
vernickelt**

Standard
Standard

Electro-plated finish nickel
Galvanisch vernickelte Oberfläche



**black diamond
diamant schwarz**

On request
Auf Anfrage

Electro-plated finish nickel black
Galvanisch schwarz vernickelte Oberfläche



**nickel plated matt
matt vernickelt**

On request
Auf Anfrage

Electro-plated finish, for turn handles standard
Galvanische Oberfläche, Standard bei Drehknöpfen

Variation, finishes on request / Varianten, Oberflächen auf Anfrage

No updating service is provided for this catalogue. For the latest details on our products, please go to www.lehmann-locks.com where you will find the information you require.

Dieser Katalog unterliegt keinem Änderungsdienst. Aktuelle Informationen über unsere Produkte finden Sie im Internet unter: www.lehmann-locks.com Bei Bedarf informieren Sie sich dort.



Number Index

Suchregister

Order-No.
Bestell-Nr.

BQ
VE

Order-No. Bestell-Nr.	Page Seite	Order-No. Bestell-Nr.	Page Seite	Order-No. Bestell-Nr.	Page Seite	Order-No. Bestell-Nr.	Page Seite
040014132	13.5	248550023	2.3	443130280	11.3	464105041	9.14
040083060	13.7	248550026	2.3	443130280	11.5	464105050	11.15
040154130	13.7	401904000	11.3	443247321	6.5	464105070	9.15
132824215	6.9	401904000	11.5	443247322	6.5	464105071	9.15
141466365	5.11	404107223	9.14	443301000	3.9	464105072	9.15
143044145	11.11	404107405	8.11	443710230	12.5	464105200	9.15
143044215	11.11	404209730	11.15	443710240	12.5	464105220	9.15
143092015	11.15	404246840	9.3	443711260	12.5	464155000	3.9
143092065	11.15	404246850	9.3	443711520	12.5	464155000	8.3
143144155	11.13	404747374	9.5	443713290	12.5	464155000	8.5
143144235	11.13	404747384	9.5	443713350	12.5	464155000	11.7
143192015	11.17	405104003	7.5	443714600	13.3	464155000	11.9
143192065	11.17	405108002	7.5	443714720	8.3	464195080	9.15
143204165	6.3	405809005	8.13	443714770	13.3	464251000	12.3
143204365	6.3	412918000	5.11	444150000	8.5	464253000	12.3
143214165	6.3	434106005	8.5	444150000	11.9	464405130	10.11
143214365	6.3	434106005	11.9	444161000	8.7	464405140	10.11
143224165	6.5	434106006	8.5	444161000	8.9	465515500	10.3
143224365	6.5	434106006	11.9	444165000	8.7	465515510	10.3
143262005	6.7	439520001	9.7	444515110	12.4	465515520	10.3
144152005	11.7	439520001	9.9	444516110	12.4	465515520	10.9
145122005	11.7	439520001	10.5	444810030	8.11	465515550	10.9
145142005	7.3	439520001	10.7	445940001	8.13	465535500	10.9
145807250	3.7	440060010	12.4	447510200	12.2	465940002	8.13
145902005	8.13	440500000	5.11	448270007	13.3	469520002	9.7
184010005	5.5	441650400	12.2	461902000	11.3	469520002	9.9
184110005	5.5	441807100	12.4	461902000	11.5	469520002	10.5
184410005	5.5	442211430	3.13	462800300	9.11	469520002	10.7
184710005	5.5	442211430	3.15	462800320	9.11	481328000	5.11
185100005	3.7	442920000	10.7	463910000	12.3	481340000	5.11
185910005	5.5	442920370	3.15	464105030	9.14	481622241	5.11
241825010	2.4	442920370	3.17	464105031	9.14	492803501	9.11
241825021	2.4	443011100	12.4	464105039	9.14	500000500	5.5
248550014	2.3	443014101	7.3	464105040	9.14	500000500	5.7

Number Index

Suchregister

Order-No. Bestell-Nr.	Page Seite	Order-No. Bestell-Nr.	Page Seite	Order-No. Bestell-Nr.	Page Seite	Order-No. Bestell-Nr.	Page Seite
540600430	3.15	547500580	4.4	1431541210	11.5	1466042400	3.5
540600430	10.5	547500585	6.5	1431641210	11.5	1475742150	4.3
540600431	10.7	547500585	12.3	1432021201	6.7	1475748001	10.11
540600432	3.17	549081001	5.9	1432121201	6.7	1475942150	4.3
540800430	3.13	561176001	12.2	1432221201	6.7	1633742221	3.3
540800430	3.15	562920411	10.5	1437042000	3.11	1643042001	9.9
540800432	3.17	563843100	12.3	1437544021	3.11	1643042011	10.7
541000430	3.13	584021900	5.7	1437544021	8.3	4383118201	9.7
541000430	3.15	584040000	5.9	1439742001	3.3	4383118211	9.7
541000432	3.17	584121900	5.7	1441542001	8.3	4383118251	9.9
541000591	10.11	584140000	5.9	1441542001	8.5	4383118861	10.5
541000599	4.5	584421900	5.7	1441542001	11.9	4383118861	10.7
541000870	10.3	584440000	5.9	1441542011	3.9	24250110001	2.6
541000870	10.9	584721900	5.7	1441641151	8.9	24250110002	2.6
541085001	6.7	584740000	5.9	1441641221	8.9	24250110003	2.7
541085001	12.2	585107321	3.7	1441642151	8.7	24250110004	2.7
541200599	4.5	585140000	3.7	1441642221	8.7	24250110005	2.8
542920410	3.13	585921900	5.7	1442142031	9.3	24250110006	2.8
542920410	3.15	585941000	5.9	1442142031	11.17	24250110014	2.10
542920410	3.17	640171000	2.3	1442742011	10.3	24250110017	2.9
543200120	3.17	640171310	2.3	1442742011	10.9	24250110018	2.10
543200120	6.5	640171330	2.3	1442842031	9.11	24250110019	2.9
543200120	12.3	645289958	2.11	1442942091	9.7	64500190000	2.11
545900001	8.13	649289992	2.11	1443724001	3.3	64500190025	2.11
547400652	4.4	649299992	2.3	1446442001	8.11	3657120001001	13.3
547401613	4.4	1420422001	3.13	1447142031	9.5	3657120002001	13.3
547401623	4.4	1429742001	3.15	1447142031	9.13	3657130001001	13.3
547490710	4.5	1429742003	10.5	1448840020	8.11	3657130002001	13.3
547491611	4.5	1429742031	3.17	1451542001	7.3		

DIAL LOCK Mod. 57

**Your code is the key
Ihr Code ist der Schlüssel**



Cylinder + Keys
Zylinder + Schlüssel

2

Z 25 Ø 16,5

Cylinder + Keys
Zylinder + Schlüssel

General Master Key/
Gruppenhauptschlüssel

Operates combinations
of group HSA and HSB /
Betätigt die Schließungen
der Gruppen HSA und HSB

Master Key/
Hauptschlüssel

Operates combinations
of group A or B /
Betätigt die Schließungen
der Gruppen HSA oder HSB

Key/
Schließungsschlüssel

Double profile key /
Wendeschlüssel

Key/
Schließungsschlüssel

Double profile key with
bar channel profile/
Wendeschlüssel mit
Flachbahnprofil

Removal Key
Demontageschlüssel /

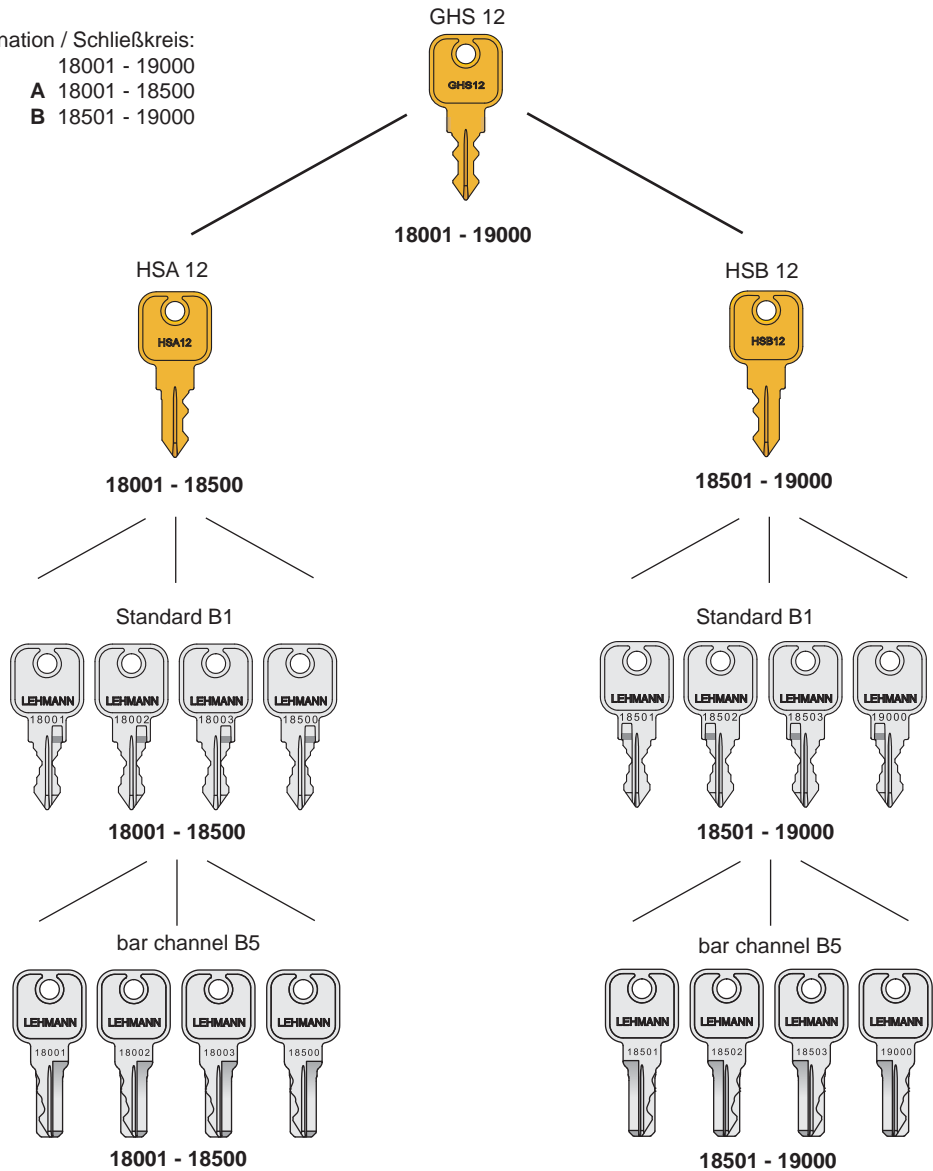
To be dismantled in opened
position.
Demontagefunktion bei
geöffnetem Schloss.

Combination / Schließkreis:

18001 - 19000

A 18001 - 18500

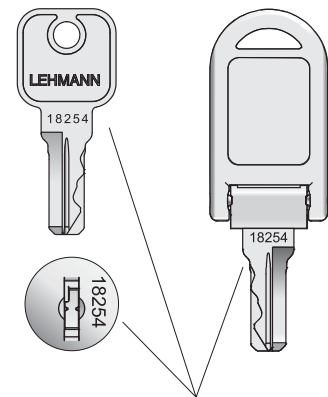
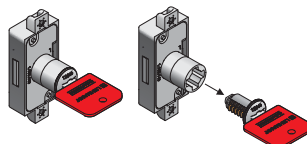
B 18501 - 19000



MAB 00



18001 - 19000



Keys and cylinder cores are numbered /
Schlüssel und Zylinder sind nummeriert

Z 25 Ø 16,5

Cylinder + Keys
Zylinder + Schlüssel



GHS 12
General Master Key
Gruppenhauptschlüssel



Order-No. Bestell-Nr.		BQ VE	MMQ MM
--------------------------	--	----------	-----------

640171000	18001-19000	1	
-----------	-------------	---	--



HSA 12 HSB 12
Master Key
Hauptschlüssel



640171310 A	18001-18500	1	
-------------	-------------	---	--

640171330 B	18501-19000	1	
-------------	-------------	---	--



MAB 00
Removal Key
Demontageschlüssel



64929992	18001-19000	100	
----------	-------------	-----	--



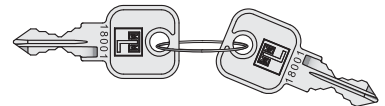
B1.2 + B1.2

Cylinder with key set
Cylinder core including
cylinder keys, keyed on a ring

Zylinder mit Schlüsselsatz
Zylinderkern und
Zylinderschlüssel mit
Zylinderschlüssel angeringt



Z25



B1.2

B1.2

nickel plated / vernickelt

248550026	18001	keyed alike in a box gleichschließend im Karton	300	3000
-----------	-------	--	-----	------

248550023	18001-18020	keyed to differ in a box gemischt im Karton	300	1200
-----------	-------------	--	-----	------



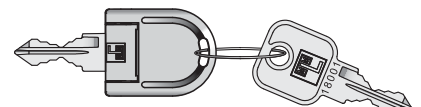
B1.10 + B1.2

Cylinder with key set
Cylinder core including
cylinder flexy key with standard
key, keyed on a ring

Zylinder mit Schlüsselsatz
Zylinderkern und
Zylinderkippschlüssel mit
Standardschlüssel angeringt



Z25



B1.10

B1.2

nickel plated / vernickelt

248550014	18001-18020	keyed to differ in a box gemischt im Karton	300	1200
-----------	-------------	--	-----	------

Variation, finishes on request / Varianten, Oberflächen auf Anfrage

Z 25 Ø 16,5

Cylinder + Keys
Zylinder + Schlüssel



B1+B1

Cylinder with key set

Cylinder core including
standard keys, keyed on a
ring

Zylinder mit Schlüsselsatz

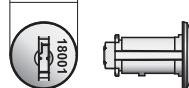
Zylinderkern und
Standardschlüssel mit
Standardschlüssel angeringt

Order-No.
Bestell-Nr.

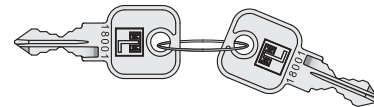
BQ
VE

MMQ
MM

Ø16,5



Z25



B1

nickel plated / vernickelt

Order-No.	Bestell-Nr.	Description	BQ	MMQ
241825010	18001-18020	25 pieces per each combination keyed alike in a box	25	500
241825011	18001-18030		25	750
241825012	18001-18040	25 St. je Schließung gleichschließend im Karton	25	1000
241825013	18001-18050		25	1250
248550015	18001-18020	je 15 x 18001-18020 keyed to differ in a box je 15 x 18001-18020 gemischt im Karton	300	300
248550018	18001-18050	je 6 x 18001-18050 keyed to differ in a box je 6 x 18001-18050 gemischt im Karton	300	300
241825025	18001-18500	25 pieces per each combination keyed alike/ 25 St. gleichschließend je Schließung	25	25
248550024	18001-18500	1x 18001-18250 + 1x 18251-18500; 2 boxes à 250 pieces 1x 18001-18250 + 1x 18251-18500; 2 Karton à 250 St.	500	500
241825005	18001-18100	1x 18001-18100	100	100
241825006	18101-18200	1x 18101-18200	100	100
241825007	18201-18300	1x 18201-18300	100	100
241825008	18301-18400	1x 18301-18400	100	100
241825009	18401-18500	1x 18401-18500	100	100
241825003	18001-18500	1 piece per each combination packed in a poly bag as per plan in a box je 1 St. pro Schließung im Beutel nach Schließplan im Karton	1	10
241825004	18501-19000		1	10



B5+B5

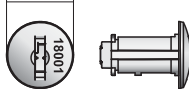
Cylinder with key set

Cylinder core including
bar channel keys, keyed on a
ring

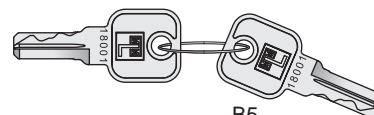
Zylinder mit Schlüsselsatz

Zylinderkern und
Flachbahnschlüssel mit
Flachbahnschlüssel angeringt

Ø16,5



Z25



B5

vernickelt / nickel plated

Order-No.	Bestell-Nr.	Description	BQ	MMQ
241825021	18001-18020	25 pieces per each combination keyed alike in a box	25	500
241825022	18001-18030		25	750
241825023	18001-18040	25 St. je Schließung gleichschließend im Karton	25	1000
241825024	18001-18050		25	1250
248550019	18001-18020	je 15 x 18001-18020 keyed to differ in a box je 15 x 18001-18020 gemischt im Karton	300	300
248550022	18001-18050	je 6 x 18001-18050 keyed to differ in a box je 6 x 18001-18050 gemischt im Karton	300	300
241825026	18001-18500	25 pieces per each combination keyed alike/ 25 St. gleichschließend je Schließung	25	25
248550025	18001-18500	1x 18001-18250 + 1x 18251-18500; 2 boxes à 250 pieces 1x 18001-18250 + 1x 18251-18500; 2 Karton à 250 St.	500	500
241825016	18001-18100	1x 18001-18100	100	100
241825017	18101-18200	1x 18101-18200	100	100
241825018	18201-18300	1x 18201-18300	100	100
241825019	18301-18400	1x 18301-18400	100	100
241825020	18401-18500	1x 18401-18500	100	100
241825014	18001-18500	1 piece per each combination packed in a poly bag as per plan in a box je 1 St. pro Schließung im Beutel nach Schließplan im Karton	1	10
241825015	18501-19000		1	10

Variation, finishes on request / Varianten, Oberflächen auf Anfrage

Flexy Key

... the perfect concept!

Outstanding function.

A quick click and the key of the **Flexy Key** disappears inside the flat key cover. Ideal on every key ring.

Flexy Key, pleasant to hold and functional in the furniture.

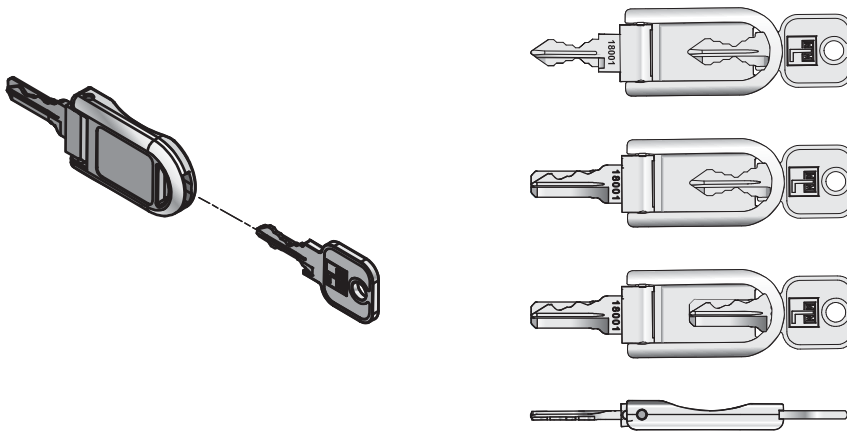
Funktion die überzeugt.

Eine kurzer Klick und der Schlüssel des **Flexy Keys** versteckt sich im flachen Griff. Einfach gut am Schlüsselbund.

Flexy Key, griffreundlich und funktional am Möbel.



Spare key inserted in flexy key / Zweitschlüssel in Kippschlüssel eingesteckt



As variable as the name.

The Opaline collection in timelessly elegant design leaves nothing to be desired. In combination with opalescent surface and pleasantly soft logopads, the possibilities for design are endless without affecting furniture design.

So variabel wie der Name.

Die Opaline Collection im zeitlos eleganten Design lässt keine Wünsche offen. In Kombination mit der opalen Oberfläche und den angenehm weichen Logopads ist die Gestaltungsvielfalt grenzenlos ohne das Möbeldesign zu beeinträchtigen.



Pressed logo on request.
Gegessene Logos auf Anfrage möglich.

Pads are UV resistant and weather proof.
Die Pads sind UV und witterungsbeständig.

Variation, finishes on request / Varianten, Oberflächen auf Anfrage

Z 25 Ø 16,5

Cylinder + keys
Zylinder + Schlüssel



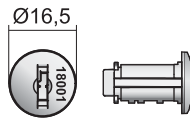
C1.00 + B1

Cylinder with key set

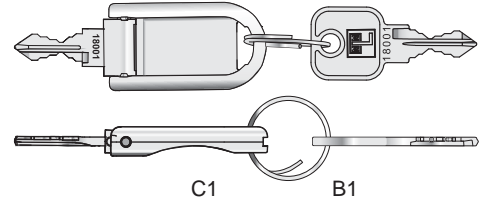
Cylinder core including
standard flexy key with
standard key, keyed on a ring

Zylinder mit Schlüsselsatz

Zylinderkern und
Standardkippschlüssel mit
Standardschlüssel angeringt



Z25



C1

B1

nickel plated / vernickelt

Order-No. Bestell-Nr.			BQ VE	MMQ MM
24250110001	18001-18020	25 pieces per each combination keyed alike in a box	25	500
24250120001	18001-18030		25	750
24250130001	18001-18040	25 St. je Schließung gleichschließend im Karton	25	1000
24250140001	18001-18050		25	1250
24250150001	18001-18020	je 15 x 18001-18020 keyed to differ in a box je 15 x 18001-18020 gemischt im Karton	300	300
24250180001	18001-18050	je 6 x 18001-18050 keyed to differ in a box je 6 x 18001-18050 gemischt im Karton	300	300
24250030001	18001-18500	25 pieces per each combination keyed alike/ 25 St. gleichschließend je Schließung	25	25
24250230001	18001-18500	1x 18001-18250 + 1x 18251-18500; 2 boxes à 250 pieces 1x 18001-18250 + 1x 18251-18500; 2 Karton à 250 St.	500	500
24250060001	18001-18100	1x 18001-18100	100	100
24250070001	18101-18200	1x 18101-18200	100	100
24250080001	18201-18300	1x 18201-18300	100	100
24250090001	18301-18400	1x 18301-18400	100	100
24250100001	18401-18500	1x 18401-18500	100	100
24250040001	18001-18500	1 piece per each combination packed in a poly bag as per plan in a box je 1 St. pro Schließung im Beutel nach Schließplan im Karton	1	10
24250050001	18501-19000		1	10



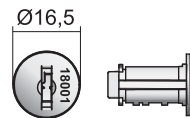
C1.50 + B1

Cylinder with key set

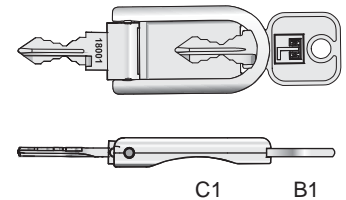
Cylinder core including
standard key inserted in
flexy key

Zylinder mit Schlüsselsatz

Zylinderkern und
Standardkippschlüssel mit
Standardschlüssel gesteckt



Z25



C1

B1

vernickelt / nickel plated

Order-No. Bestell-Nr.			BQ VE	MMQ MM
24250110002	18001-18020	25 pieces per each combination keyed alike in a box	25	500
24250120002	18001-18030		25	750
24250130002	18001-18040	25 St. je Schließung gleichschließend im Karton	25	1000
24250140002	18001-18050		25	1250
24250150002	18001-18020	je 15 x 18001-18020 keyed to differ in a box je 15 x 18001-18020 gemischt im Karton	300	300
24250180002	18001-18050	je 6 x 18001-18050 keyed to differ in a box je 6 x 18001-18050 gemischt im Karton	300	300
24250030002	18001-18500	25 pieces per each combination keyed alike 25 St. gleichschließend je Schließung/	25	25
24250230002	18001-18500	1x 18001-18250 + 1x 18251-18500; 2 boxes à 250 pieces 1x 18001-18250 + 1x 18251-18500; 2 Karton à 250 St.	500	500
24250060002	18001-18100	1x 18001-18100	100	100
24250070002	18101-18200	1x 18101-18200	100	100
24250080002	18201-18300	1x 18201-18300	100	100
24250090002	18301-18400	1x 18301-18400	100	100
24250100002	18401-18500	1x 18401-18500	100	100
24250040002	18001-18500	1 piece per each combination packed in a poly bag as per plan in a box je 1 St. pro Schließung im Beutel nach Schließplan im Karton	1	10
24250050002	18501-19000		1	10

Variation, finishes on request. / Varianten, Oberflächen auf Anfrage.

Z 25 Ø 16,5

Cylinder + keys
Zylinder + Schlüssel



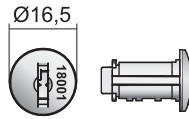
C5.00 + B1

Cylinder with key set

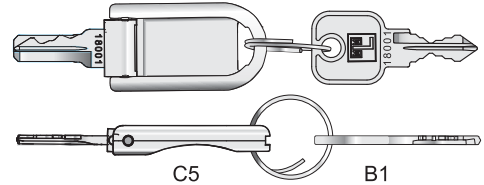
Cylinder core including
bar channel flexy key with
standard key, keyed on a ring

Zylinder mit Schlüsselsatz

Zylinderkern und
Flachbahnkippschlüssel mit
Standardschlüssel angeringt



Z25



C5

B1

Order-No. Bestell-Nr.			BQ VE	MMQ MM
nickel plated / vernickelt 24250110003	18001-18020	25 pieces per each combination keyed alike in a box	25	500
24250120003	18001-18030		25	750
24250130003	18001-18040	25 St. je Schließung gleichschließend im Karton	25	1000
24250140003	18001-18050		25	1250
24250150003	18001-18020	je 15 x 18001-18020 keyed to differ in a box je 15 x 18001-18020 gemischt im Karton	300	300
24250180003	18001-18050	je 6 x 18001-18050 keyed to differ in a box je 6 x 18001-18050 gemischt im Karton	300	300
24250030003	18001-18500	25 pieces per each combination keyed alike/ 25 St. gleichschließend je Schließung	25	25
24250230003	18001-18500	1x 18001-18250 + 1x 18251-18500; 2 boxes à 250 pieces 1x 18001-18250 + 1x 18251-18500; 2 Karton à 250 St.	500	500
24250060003	18001-18100	per 100 pieces in a box zu 100 St. im Karton	100	100
24250070003	18101-18200		100	100
24250080003	18201-18300		100	100
24250090003	18301-18400		100	100
24250100003	18401-18500		100	100
24250040003	18001-18500	1 piece per each combination packed in a poly bag as per plan in a box je 1 St. pro Schließung im Beutel nach Schließplan im Karton	1	10
24250050003	18501-19000		1	10



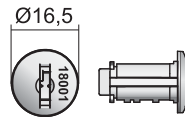
C5.50 + B1

Cylinder with key set

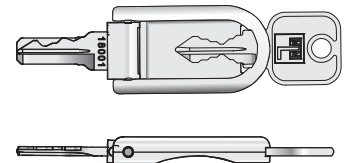
Cylinder core including
standard key inserted in
bar channel flexy key

Zylinder mit Schlüsselsatz

Zylinderkern und
Flachbahnkippschlüssel mit
Standardschlüssel gesteckt



Z25



C5

B1

Order-No. Bestell-Nr.			BQ VE	MMQ MM
nickel plated / vernickelt 24250110004	18001-18020	25 pieces per each combination keyed alike in a box	25	500
24250120004	18001-18030		25	750
24250130004	18001-18040	25 St. je Schließung gleichschließend im Karton	25	1000
24250140004	18001-18050		25	1250
24250150004	18001-18020	je 15 x 18001-18020 keyed to differ in a box je 15 x 18001-18020 gemischt im Karton	300	300
24250180004	18001-18050	je 6 x 18001-18050 keyed to differ in a box je 6 x 18001-18050 gemischt im Karton	300	300
24250030004	18001-18500	25 pieces per each combination keyed alike/ 25 St. gleichschließend je Schließung	25	25
24250230004	18001-18500	1x 18001-18250 + 1x 18251-18500; 2 boxes à 250 pieces 1x 18001-18250 + 1x 18251-18500; 2 Karton à 250 St.	500	500
24250060004	18001-18100	per 100 pieces in a box zu 100 St. im Karton	100	100
24250070004	18101-18200		100	100
24250080004	18201-18300		100	100
24250090004	18301-18400		100	100
24250100004	18401-18500		100	100
24250040004	18001-18500	1 piece per each combination packed in a poly bag as per plan in a box je 1 St. pro Schließung im Beutel nach Schließplan im Karton	1	10
24250050004	18501-19000		1	10

Variation, finishes on request / Varianten, Oberflächen auf Anfrage

Z 25 Ø 16,5

Cylinder + keys
Zylinder + Schlüssel



C5.00 + B5

Cylinder with key set

Cylinder core including
bar channel flexy key with
bar channel key,
keyed on a ring

Zylinder mit Schlüsselsatz

Zylinderkern und
Flachbahnkippschlüssel mit
Flachbahnschlüssel angeringt



C5.50 + B5

Cylinder with key set

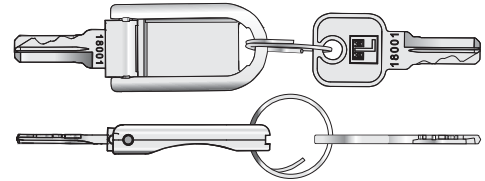
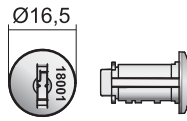
Cylinder core including
bar channel key inserted
in bar channel flexy key

Zylinder mit Schlüsselsatz

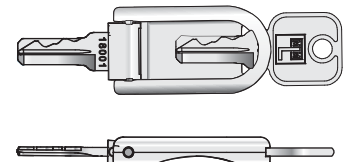
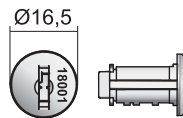
Zylinderkern und
Flachbahnkippschlüssel mit
Flachbahnschlüssel gesteckt

Order-No.
Bestell-Nr.

BQ
VE
MMQ
MM



vernickelt / nickel plated	Z25	C5	B5
24250110005	18001-18020	25 pieces per each combination keyed alike in a box	25 500
24250120005	18001-18030		25 750
24250130005	18001-18040	25 St. je Schließung gleichschließend im Karton	25 1000
24250140005	18001-18050		25 1250
24250150005	18001-18020	je 15 x 18001-18020 keyed to differ in a box je 15 x 18001-18020 gemischt im Karton	300 300
24250180005	18001-18050	je 6 x 18001-18050 keyed to differ in a box je 6 x 18001-18050 gemischt im Karton	300 300
24250030005	18001-18500	25 pieces per each combination keyed alike/ 25 St. gleichschließend je Schließung	25 25
24250230005	18001-18500	1x 18001-18250 + 1x 18251-18500; 2 boxes à 250 pieces 1x 18001-18250 + 1x 18251-18500; 2 Karton à 250 St.	500 500
24250060005	18001-18100	per 100 pieces in a box zu 100 St. im Karton	100 100
24250070005	18101-18200		100 100
24250080005	18201-18300		100 100
24250090005	18301-18400		100 100
24250100005	18401-18500		100 100
24250040005	18001-18500		1 piece per each combination packed in a poly bag as per plan in a box je 1 St. pro Schließung im Beutel nach Schließplan im Karton
24250050005	18501-19000		1 10



nickel plated / vernickelt	Z25	C5	B5
24250110006	18001-18020	25 pieces per each combination keyed alike in a box	25 500
24250120006	18001-18030		25 750
24250130006	18001-18040	25 St. je Schließung gleichschließend im Karton	25 1000
24250140006	18001-18050		25 1250
24250150006	18001-18020	je 15 x 18001-18020 keyed to differ in a box je 15 x 18001-18020 gemischt im Karton	300 300
24250180006	18001-18050	je 6 x 18001-18050 keyed to differ in a box je 6 x 18001-18050 gemischt im Karton	300 300
24250030006	18001-18500	25 pieces per each combination keyed alike/ 25 St. gleichschließend je Schließung	25 25
24250230006	18001-18500	1x 18001-18250 + 1x 18251-18500; 2 boxes à 250 pieces 1x 18001-18250 + 1x 18251-18500; 2 Karton à 250 St.	500 500
24250060006	18001-18100	per 100 pieces in a box zu 100 St. im Karton	100 100
24250070006	18101-18200		100 100
24250080006	18201-18300		100 100
24250090006	18301-18400		100 100
24250100006	18401-18500		100 100
24250040006	18001-18500		1 piece per each combination packed in a poly bag as per plan in a box je 1 St. pro Schließung im Beutel nach Schließplan im Karton
24250050006	18501-19000		1 10

Variation, finishes on request / Varianten, Oberflächen auf Anfrage

Z 25 Ø 16,5

Cylinder + keys
Zylinder + Schlüssel



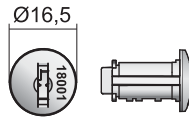
C5.00 + B1

Cylinder with key set

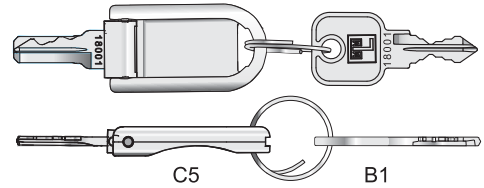
Cylinder core including
bar channel flexy key with
standard key, keyed on a ring

Zylinder mit Schlüsselsatz

Zylinderkern und
Flachbahnkippschlüssel mit
Standardschlüssel angeringt



Z25



C5

B1

Order-No. Bestell-Nr.			BQ VE	MMQ MM
nickel plated / vernickelt • translucent / transluzent				
24250110017	18001-18020	25 pieces per each combination keyed alike in a box	25	500
24250120017	18001-18030		25	750
24250130017	18001-18040	25 St. je Schließung gleichschließend im Karton	25	1000
24250140017	18001-18050		25	1250
24250150017	18001-18020	je 15 x 18001-18020 keyed to differ in a box je 15 x 18001-18020 gemischt im Karton	300	300
24250180017	18001-18050	je 6 x 18001-18050 keyed to differ in a box je 6 x 18001-18050 gemischt im Karton	300	300
24250030017	18001-18500	25 pieces per each combination keyed alike/ 25 St. gleichschließend je Schließung	25	25
24250230017	18001-18500	1x 18001-18250 + 1x 18251-18500; 2 boxes à 250 pieces 1x 18001-18250 + 1x 18251-18500; 2 Karton à 250 St.	500	500
24250060017	18001-18100	per 100 pieces in a box zu 100 St. im Karton	100	100
24250070017	18101-18200		100	100
24250080017	18201-18300		100	100
24250090017	18301-18400		100	100
24250100017	18401-18500		100	100
24250040017	18001-18500	1 piece per each combination packed in a poly bag as per plan in a box je 1 St. pro Schließung im Beutel nach Schließplan im Karton	1	10
24250050017	18501-19000		1	10



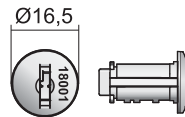
C5.50 + B1

Cylinder with key set

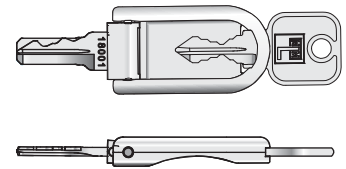
Cylinder core including
standard key inserted in
bar channel flexy key

Zylinder mit Schlüsselsatz

Zylinderkern und
Flachbahnkippschlüssel mit
Standardschlüssel gesteckt



Z25



C5

B1

Order-No. Bestell-Nr.			BQ VE	MMQ MM
nickel plated / vernickelt • translucent / transluzent				
24250110019	18001-18020	25 pieces per each combination keyed alike in a box	25	500
24250120019	18001-18030		25	750
24250130019	18001-18040	25 St. je Schließung gleichschließend im Karton	25	1000
24250140019	18001-18050		25	1250
24250150019	18001-18020	je 15 x 18001-18020 keyed to differ in a box je 15 x 18001-18020 gemischt im Karton	300	300
24250180019	18001-18050	je 6 x 18001-18050 keyed to differ in a box je 6 x 18001-18050 gemischt im Karton	300	300
24250030019	18001-18500	25 pieces per each combination keyed alike/ 25 St. gleichschließend je Schließung	25	25
24250230019	18001-18500	1x 18001-18250 + 1x 18251-18500; 2 boxes à 250 pieces 1x 18001-18250 + 1x 18251-18500; 2 Karton à 250 St.	500	500
24250060019	18001-18100	per 100 pieces in a box zu 100 St. im Karton	100	100
24250070019	18101-18200		100	100
24250080019	18201-18300		100	100
24250090019	18301-18400		100	100
24250100019	18401-18500		100	100
24250040019	18001-18500	1 piece per each combination packed in a poly bag as per plan in a box je 1 St. pro Schließung im Beutel nach Schließplan im Karton	1	10
24250050019	18501-19000		1	10

Variation, finishes on request / Varianten, Oberflächen auf Anfrage

Z 25 Ø 16,5

Cylinder + keys
Zylinder + Schlüssel



C5.00 + B5

Cylinder with key set

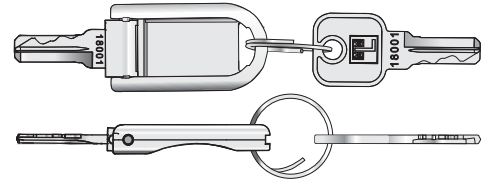
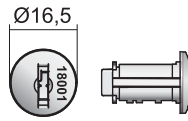
Cylinder core including
bar channel flexy key with
bar channel key,
keyed on a ring

Zylinder mit Schlüsselsatz

Zylinderkern und
Flachbahnkippschlüssel mit
Flachbahnschlüssel angeringt

Order-No.
Bestell-Nr.

BQ
VE
MMQ
MM



nickel plated / vernickelt		Z25	C5	B5
24250110018	18001-18020	25 pieces per each combination keyed alike in a box	25	500
24250120018	18001-18030		25	750
24250130018	18001-18040	25 St. je Schließung gleichschließend im Karton	25	1000
24250140018	18001-18050		25	1250
24250150018	18001-18020	je 15 x 18001-18020 keyed to differ in a box je 15 x 18001-18020 gemischt im Karton	300	300
24250180018	18001-18050	je 6 x 18001-18050 keyed to differ in a box je 6 x 18001-18050 gemischt im Karton	300	300
24250030018	18001-18500	25 pieces per each combination keyed alike/ 25 St. gleichschließend je Schließung	25	25
24250230018	18001-18500	1x 18001-18250 + 1x 18251-18500; 2 boxes à 250 pieces 1x 18001-18250 + 1x 18251-18500; 2 Karton à 250 St.	500	500
24250060018	18001-18100	1x 18001-18100	100	100
24250070018	18101-18200	1x 18101-18200	100	100
24250080018	18201-18300	1x 18201-18300	100	100
24250090018	18301-18400	1x 18301-18400	100	100
24250100018	18401-18500	1x 18401-18500	100	100
24250040018	18001-18500	1 piece per each combination packed in a poly bag as per plan in a box je 1 St. pro Schließung im Beutel nach Schließplan im Karton	1	10
24250050018	18501-19000		1	10



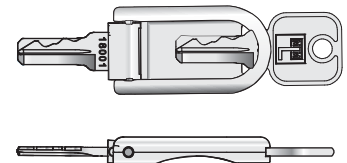
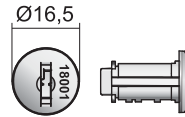
C5.50 + B5

Cylinder with key set

Cylinder core including
bar channel flexy key inserted
in bar channel flexy key

Zylinder mit Schlüsselsatz

Zylinderkern und
Flachbahnkippschlüssel mit
Flachbahnschlüssel gesteckt



nickel plated / vernickelt		Z25	C5	B5
24250110014	18001-18020	25 pieces per each combination keyed alike in a box	25	500
24250120014	18001-18030		25	750
24250130014	18001-18040	25 St. je Schließung gleichschließend im Karton	25	1000
24250140014	18001-18050		25	1250
24250150014	18001-18020	je 15 x 18001-18020 keyed to differ in a box je 15 x 18001-18020 gemischt im Karton	300	300
24250180014	18001-18050	je 6 x 18001-18050 keyed to differ in a box je 6 x 18001-18050 gemischt im Karton	300	300
24250030014	18001-18500	25 pieces per each combination keyed alike/ 25 St. gleichschließend je Schließung	25	25
24250230014	18001-18500	1x 18001-18250 + 1x 18251-18500; 2 boxes à 250 pieces 1x 18001-18250 + 1x 18251-18500; 2 Karton à 250 St.	500	500
24250060014	18001-18100	1x 18001-18100	100	100
24250070014	18101-18200	1x 18101-18200	100	100
24250080014	18201-18300	1x 18201-18300	100	100
24250090014	18301-18400	1x 18301-18400	100	100
24250100014	18401-18500	1x 18401-18500	100	100
24250040014	18001-18500	1 piece per each combination packed in a poly bag as per plan in a box je 1 St. pro Schließung im Beutel nach Schließplan im Karton	1	10
24250050014	18501-19000		1	10

Variation, finishes on request / Varianten, Oberflächen auf Anfrage


Spare key

Spare key single
Ersatz-Nachschlüssel lose



B1

standard key
Standardschlüssel



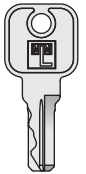
B1

Order-No. Bestell-Nr.			BQ VE	MMQ MMQ
		nickel plated / vernickelt		
649289992	18001-18500	10 pieces keyed alike as per locking plan packed in a poly bag je 10 St. gleichschließend im Beutel nach Schließplan Karton	10	10
649289993	18501-19000	10 pieces keyed alike as per locking plan packed in a poly bag je 10 St. gleichschließend im Beutel nach Schließplan Karton	10	10
649289988	18001-18500	1 piece per locking plan packed in a poly bag je 1 St. im Beutel nach Schließplan	1	1
649289989	18501-19000	1 piece per locking plan packed in a poly bag je 1 St. im Beutel nach Schließplan	1	1



B5

bar channel key
Flachbahnschlüssel




B5

Order-No. Bestell-Nr.				
		nickel plated / vernickelt		
645289958	18001-18500	10 pieces keyed alike as per locking plan packed in a poly bag je 10 St. gleichschließend im Beutel nach Schließplan Karton	10	10
645289957	18501-19000	10 pieces keyed alike as per locking plan packed in a poly bag je 10 St. gleichschließend im Beutel nach Schließplan Karton	10	10
645289960	18001-18500	1 piece per locking plan packed in a poly bag je 1 St. im Beutel nach Schließplan	1	1
645289959	18501-19000	1 piece per locking plan packed in a poly bag je 1 St. im Beutel nach Schließplan	1	1



C5

bar channel flexy key
Flachbahnkippschlüssel



C5

Order-No. Bestell-Nr.				
		nickel plated / vernickelt		
64500190000	18001-18500	10 pieces keyed alike as per locking plan packed in a poly bag je 10 St. gleichschließend im Beutel nach Schließplan Karton	10	10
64500200000	18501-19000	10 pieces keyed alike as per locking plan packed in a poly bag je 10 St. gleichschließend im Beutel nach Schließplan Karton	10	10
64500210000	18001-18500	1 piece per locking plan packed in a poly bag je 1 St. im Beutel nach Schließplan	1	1
64500220000	18501-19000	1 piece per locking plan packed in a poly bag je 1 St. im Beutel nach Schließplan	1	1



C5

bar channel flexy key
Flachbahnkippschlüssel



C5

Order-No. Bestell-Nr.				
		translucent / transluzent		
64500190025	18001-18500	10 pieces keyed alike as per locking plan packed in a poly bag je 10 St. gleichschließend im Beutel nach Schließplan Karton	10	10
64500200025	18501-19000	10 pieces keyed alike as per locking plan packed in a poly bag je 10 St. gleichschließend im Beutel nach Schließplan Karton	10	10
64500210025	18001-18500	1 piece per locking plan packed in a poly bag je 1 St. im Beutel nach Schließplan	1	1
64500220025	18501-19000	1 piece per locking plan packed in a poly bag je 1 St. im Beutel nach Schließplan	1	1

Variation, finishes on request. / Varianten, Oberflächen auf Anfrage.

Flexy Key

Opaline

... exclusive, functional, flexible

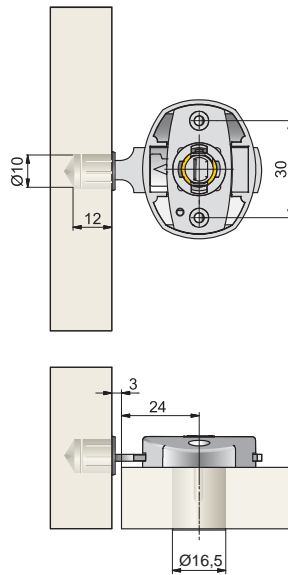


**Case locks, cam locks and shooting bar locks
Kasten-, Hebel- und Schubstangenschlösser**

3

Type 331

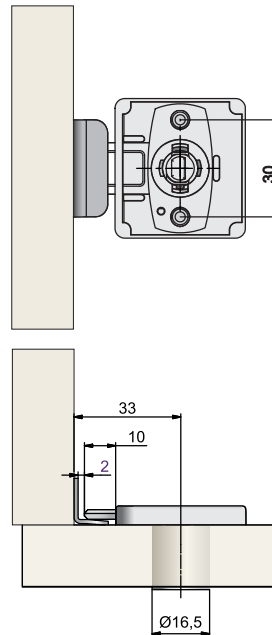
Application example
Anwendungsbeispiel



Socket 012 (see chapter 6)
Arretierungshülse 012 (siehe Kapitel 6)

Type 391

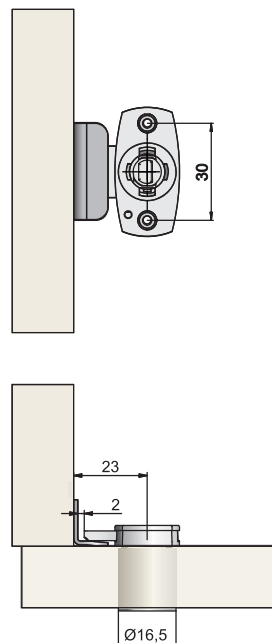
Application example
Anwendungsbeispiel



Striker plate 3011 (see chapter 12)
Anschlagwinkel 3011 (siehe Kapitel 12)

Type 431

Application example
Anwendungsbeispiel



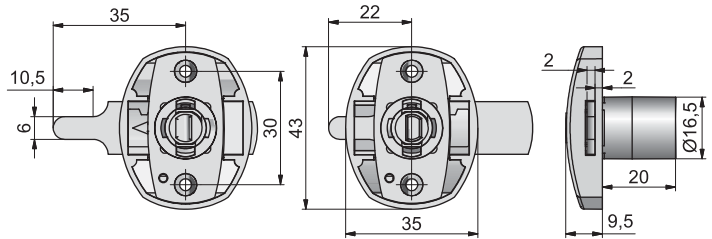
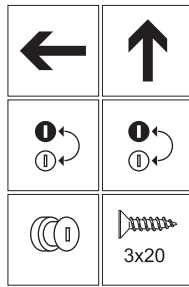
Striker plate 3011 (see chapter 12)
Anschlagwinkel 3011 (siehe Kapitel 12)

Type 331



Case lock 331
Kastenschloss 331

Order-No. Bestell-Nr.	Finish Oberfläche	BQ VE
--------------------------	----------------------	----------

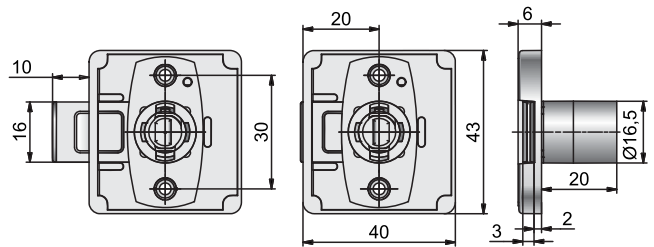
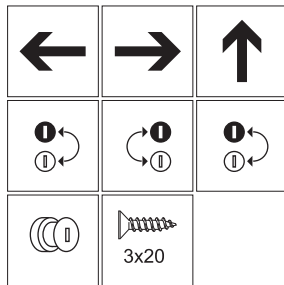


1633742221 ←	20 mm	Plastic black / Kunststoffschwarz	50
1633748390 ↑	20 mm	Plastic black / Kunststoffschwarz	50

Type 391



Case lock 391
Kastenschloss 391

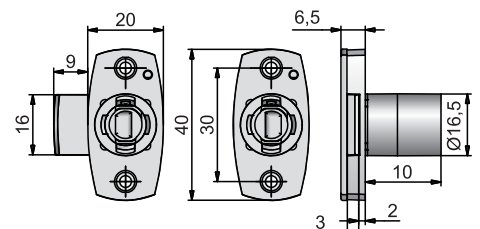
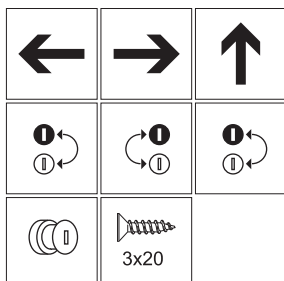


1439742001 ←	20 mm	nickel plated / vernickelt	50
1439742002 →	20 mm	nickel plated / vernickelt	50
1439742003 ↑	20 mm	nickel plated / vernickelt	50

Type 431



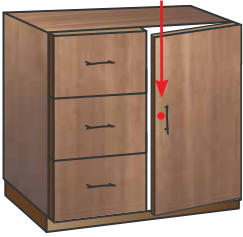
Case lock 431
Kastenschloss 431



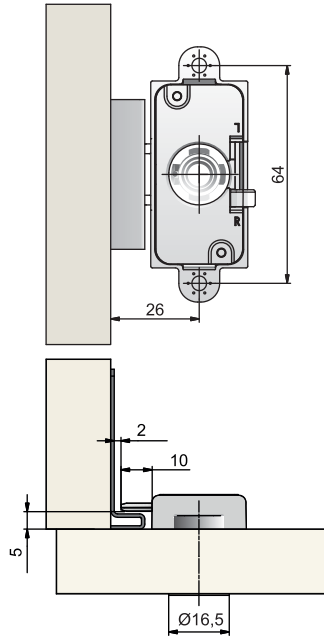
1443742001 ←	20 mm	nickel plated / vernickelt	50
1443742002 →	20 mm	nickel plated / vernickelt	50
1443742003 ↑	20 mm	nickel plated / vernickelt	50

Type 550/559

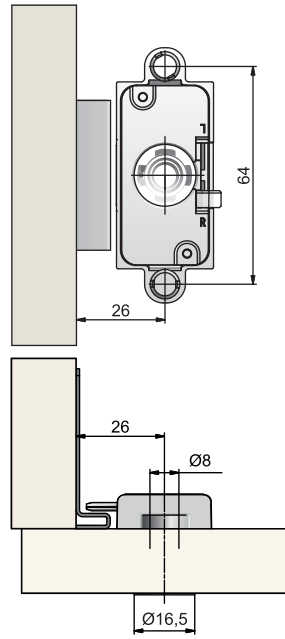
Application example
Anwendungsbeispiel



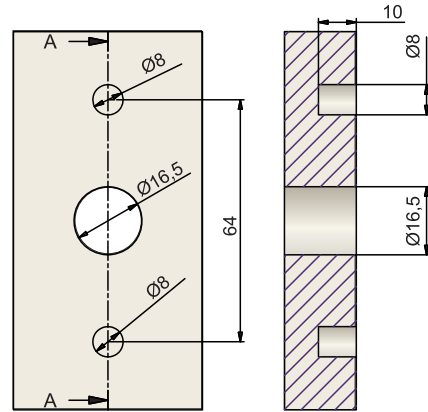
Type 550
Screw fixing
Schraubbar



Type 559
To fasten with dowels
Dübelbar



Drilling template
Bohrbild

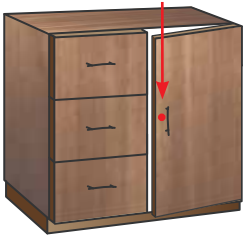


Striker plate 4515/4516
(see chapter 12)
Anschlagwinkel 4515/4516
(siehe Kapitel 12)

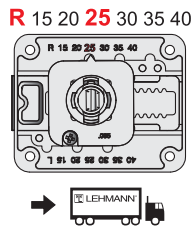
Included key retention / Schlüsselabzugssperre integriert

Type 660

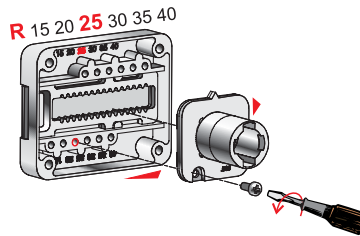
Information



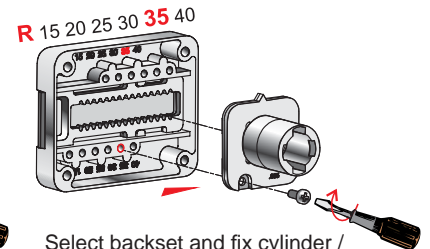
Adjusting backset / Dornmaß verstellen



Supplied ex-works
backset 25 /
Ab Werk Dornmaß 25

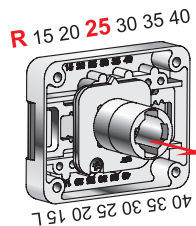


Remove cylinder /
Zylinderteil demontieren

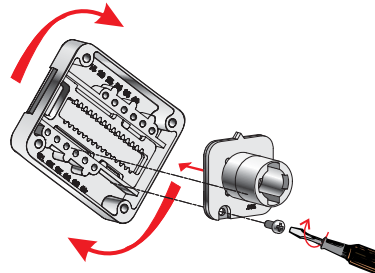


Select backset and fix cylinder /
Dornmaß wählen, Zylinderteil montieren

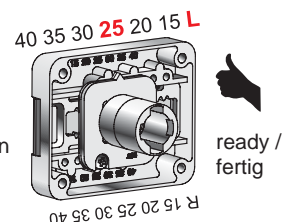
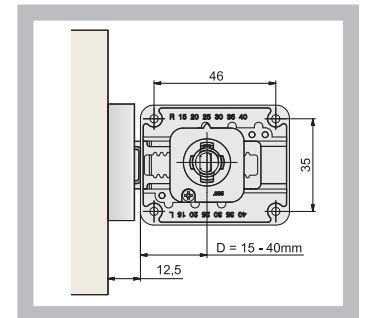
Adjusting, right or left / Einstellen, rechts oder links



Remove cylinder /
Zylinderteil demontieren



Rotate by 180° / Schlosskasten um 180° drehen
Select backset and fix cylinder /
Dornmaß wählen u. Zylinderteil montieren



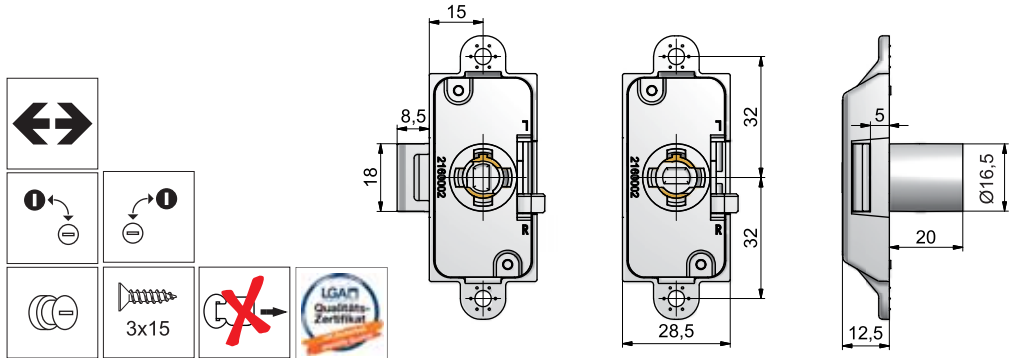
Striker plate Type 4515 + Type 4516 / Schließwinkel (see chapter 12 / siehe Kapitel 12)

Type 550



Case lock 550
Kastenschloss 550

Order-No. Bestell-Nr.	Finish Oberfläche	BQ VE
--------------------------	----------------------	----------

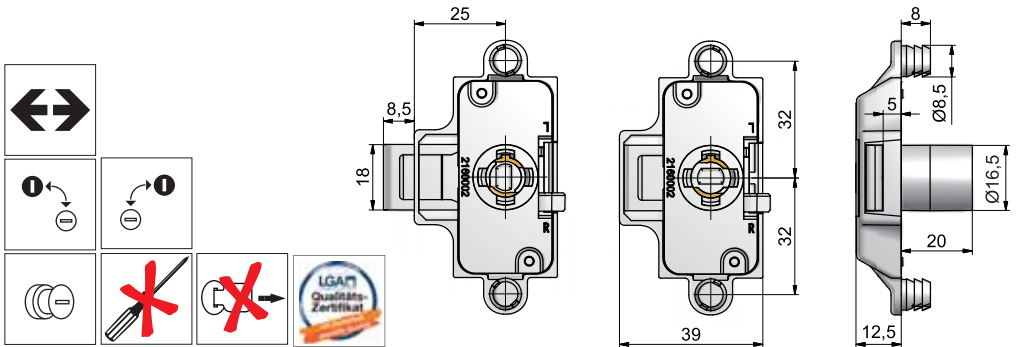


1455742150	↔ 15 mm	nickel plated / vernickelt	100
1455742200	↔ 20 mm	nickel plated / vernickelt	100
1455742250	↔ 25 mm	nickel plated / vernickelt	100
1455742300	↔ 30 mm	nickel plated / vernickelt	100

Type 559



Case lock 559
with dowels
Kastenschloss 559
dübelbar

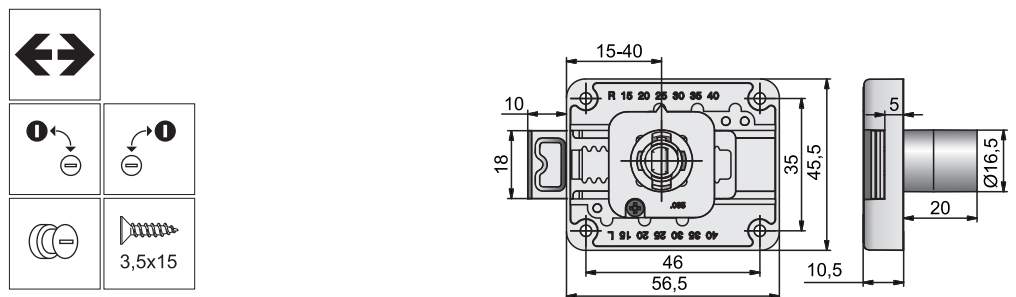


1455942150	↔ 15 mm	nickel plated / vernickelt	100
1455942200	↔ 20 mm	nickel plated / vernickelt	100
1455942250	↔ 25 mm	nickel plated / vernickelt	100
1455942300	↔ 30 mm	nickel plated / vernickelt	100

Type 660



Case lock 660
Kastenschloss 660

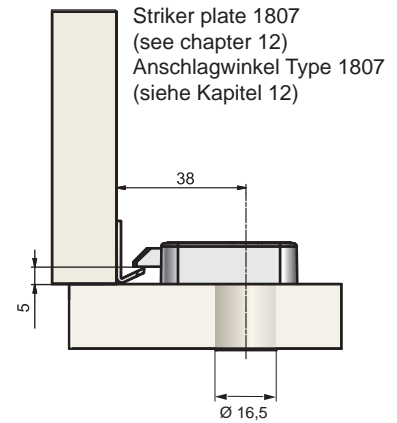
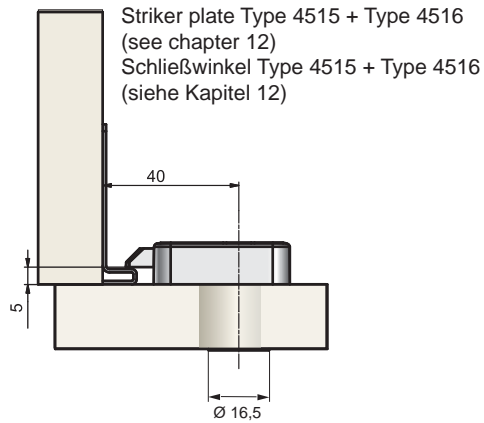
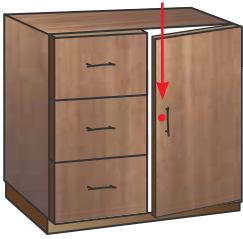


1466042400	↔ 15 - 40 mm	nickel plated / vernickelt	50
------------	--------------	----------------------------	----

Further accessories are shown in chapter 12 / Weiteres Zubehör siehe Kapitel 12

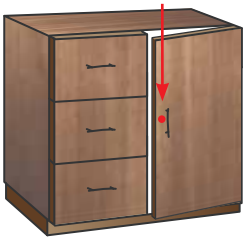
Type 584

Application example
Anwendungsbeispiel

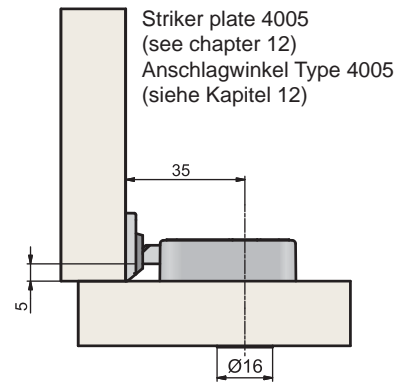
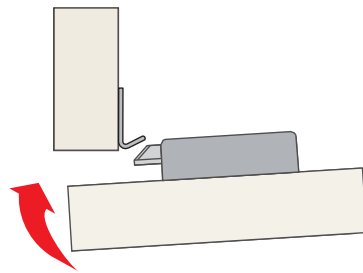


Type 587

Application example
Anwendungsbeispiel



Installation drawing with slam lock 587 / Einbau mit Schnäpperschloss 587



Centre of lock
Schlossmitte

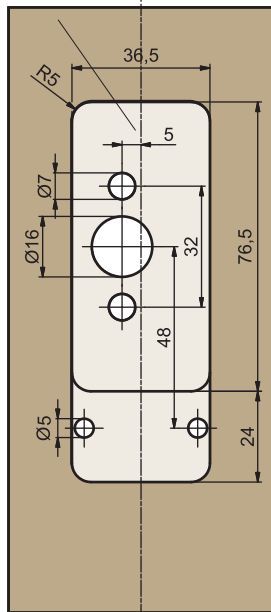
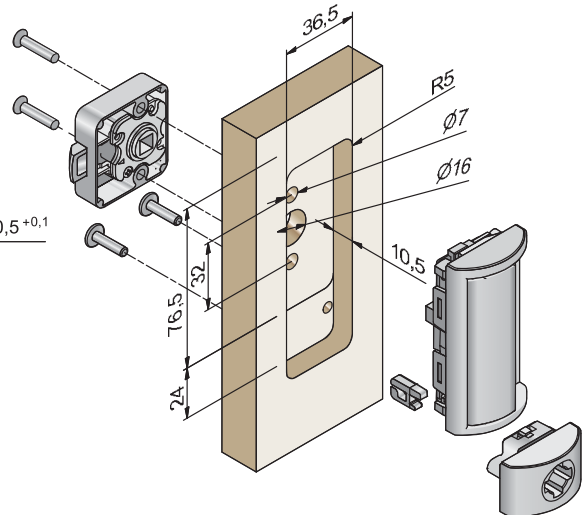


Diagramm: Side panel with right-hand door
Darstellung: Seitenwand bei rechter Tür

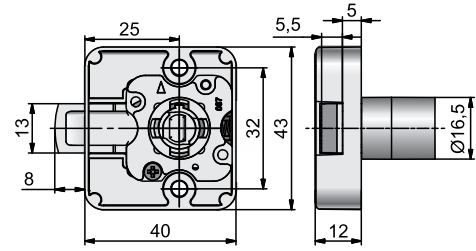
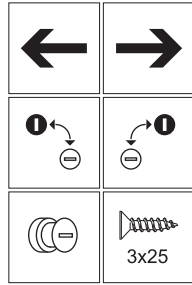


Type 584



Slam lock 584
Schnäpperschloss 584

Order-No. Bestell-Nr.	Finish Oberfläche	BQ VE
--------------------------	----------------------	----------

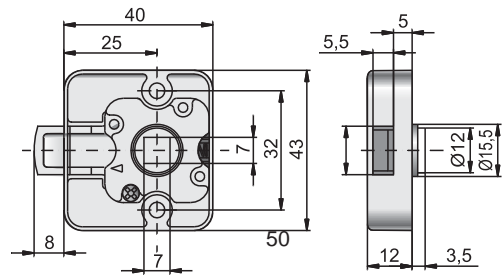
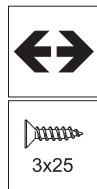


1458442251 ←	25 mm	nickel plated / vernickelt	50
1458442252 →	25 mm	nickel plated / vernickelt	50

Type 587



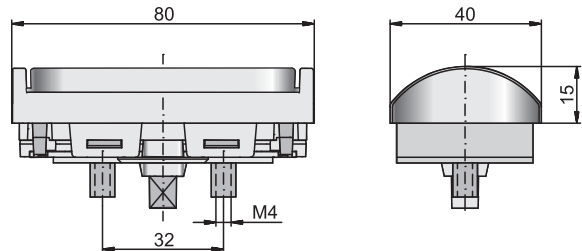
Slam lock 587
Schnäpperschloss 587



145807250 ↔		nickel plated / vernickelt	50
-------------	--	----------------------------	----



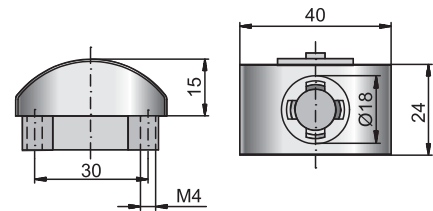
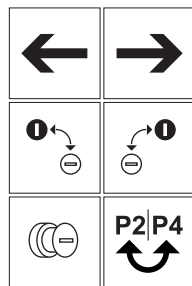
Insert handle 51-32
Insertgriff 51-32



585107321		nickel plated matt / matt vernickelt	25
-----------	--	--------------------------------------	----



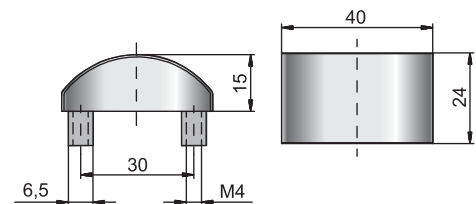
Deco - Insert 51 with cylinder
Deco - Insert 51 mit Zylinder



185100005 ←		nickel plated matt / matt vernickelt	25
185100006 →		nickel plated matt / matt vernickelt	25



Deco - Insert 51
without cylinder
Deco - Insert 51
ohne Zylinder

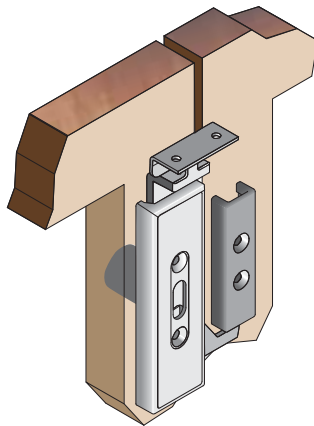
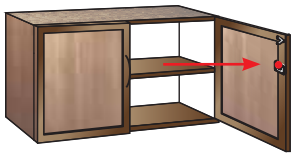


585140000		nickel plated matt / matt vernickelt	25
-----------	--	--------------------------------------	----

Further accessories are shown in chapter 11 / Weiteres Zubehör siehe Kapitel 11

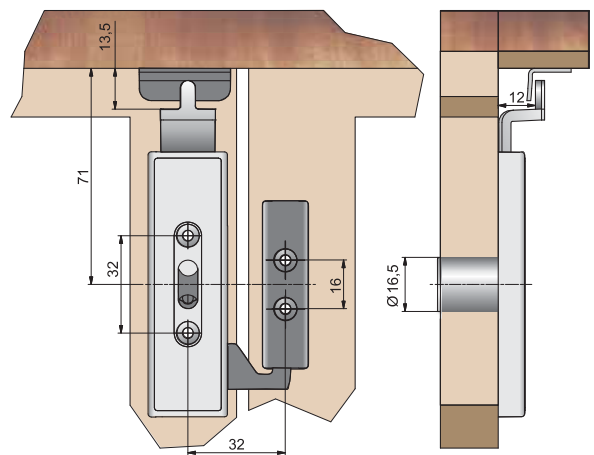
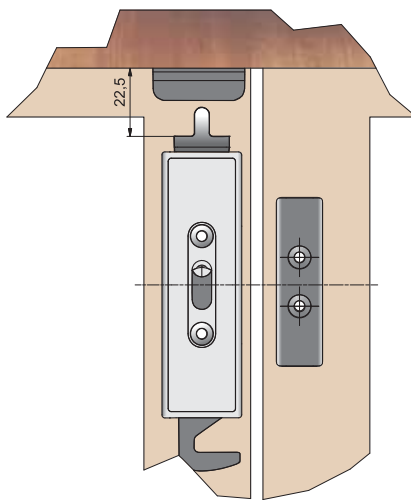
Type 415.01

Application example
Anwendungsbeispiel



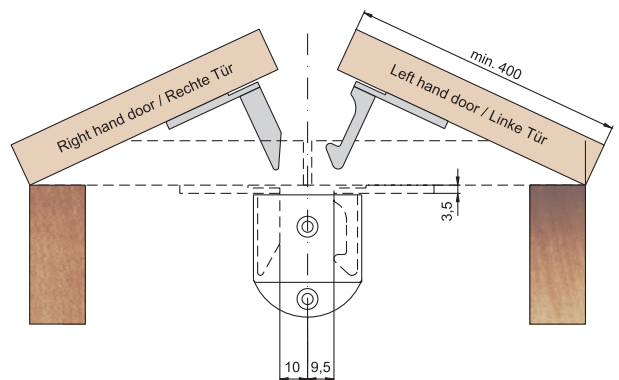
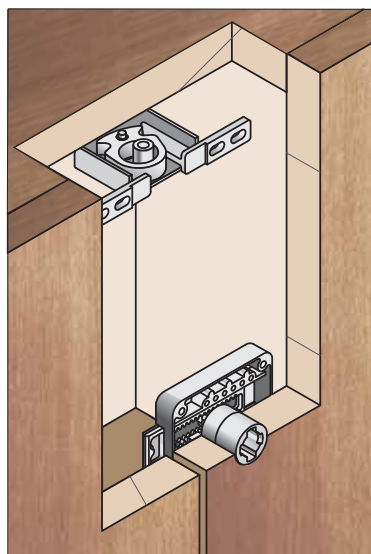
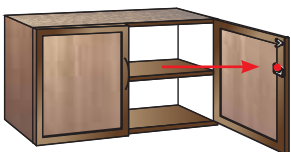
open / geöffnet

closed / geschlossen



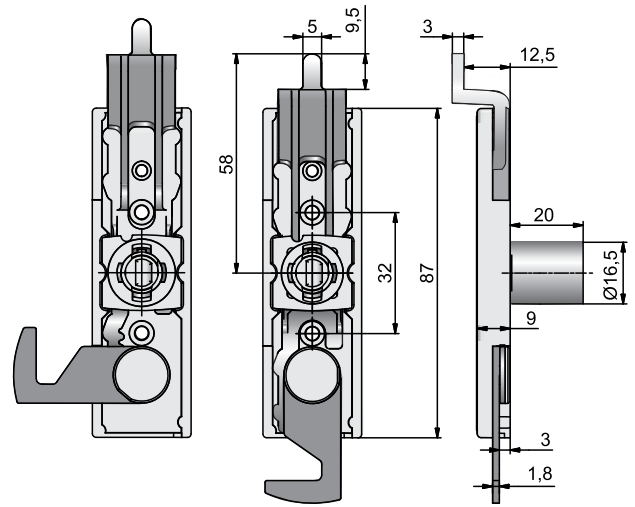
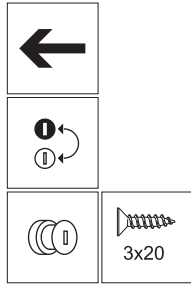
Type 330

Application example
Anwendungsbeispiel



Type 415.01

Order-No. Bestell-Nr.	Finish Oberfläche	BQ VE
--------------------------	----------------------	----------



Double door lock 415.01
Doppeltürschloss 415.01

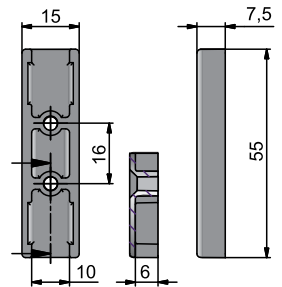
1441542011 ←	nickel plated / vernickelt	50
---------------------	----------------------------	----

System components

Systembauteile

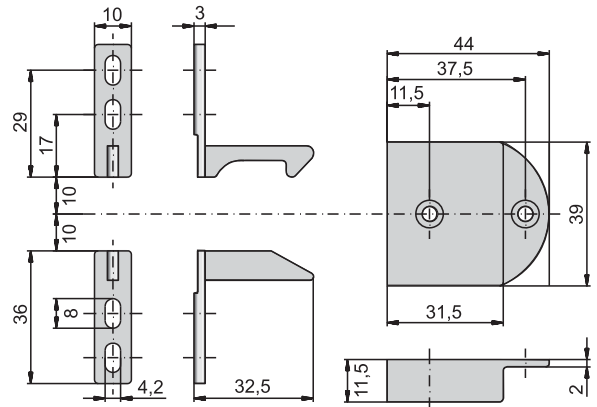


Striker 4155
Schließplatte 4155



464155000	black / schwarz	100
------------------	-----------------	-----

Type 330



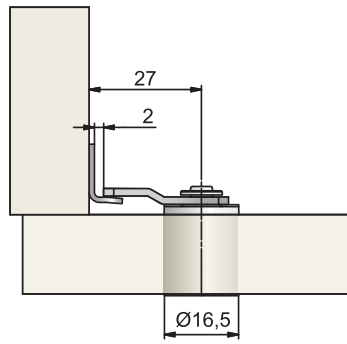
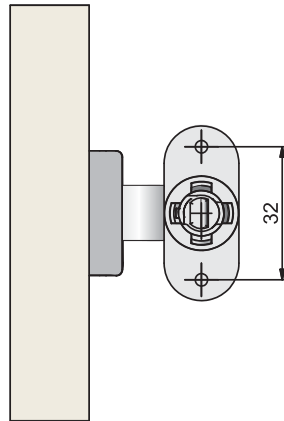
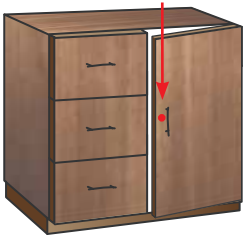
Automatic door bolt 330
Automatik Türriegel 330

443301000	nickel plated / vernickelt	100
------------------	----------------------------	-----

Further accessories are shown in chapter 12 / Weiteres Zubehör siehe Kapitel 12

Type 37

Application example
Anwendungsbeispiel



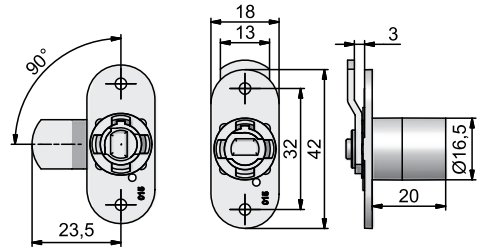
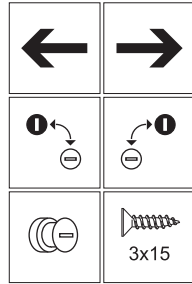
Striker plate 3011 (see chapter 12)
Anschlagwinkel 3011 (siehe Kapitel 12)

Type 37

Order-No. Bestell-Nr.	Finish Oberfläche	BQ VE
--------------------------	----------------------	----------



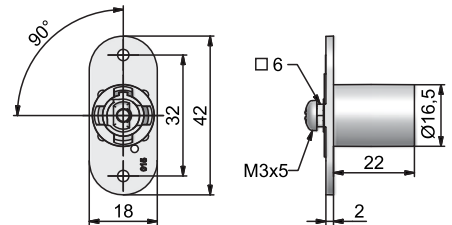
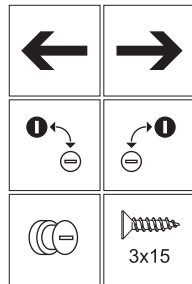
Cam lock 371
Hebelzylinder 371



1437142000 ←	nickel plated / vernickelt	50
1437242000 →	nickel plated / vernickelt	50



Cam lock 375
Hebelzylinder 375



Bolts are shown in chapter 12. / Riegel siehe Kapitel 12.

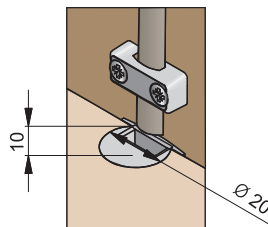
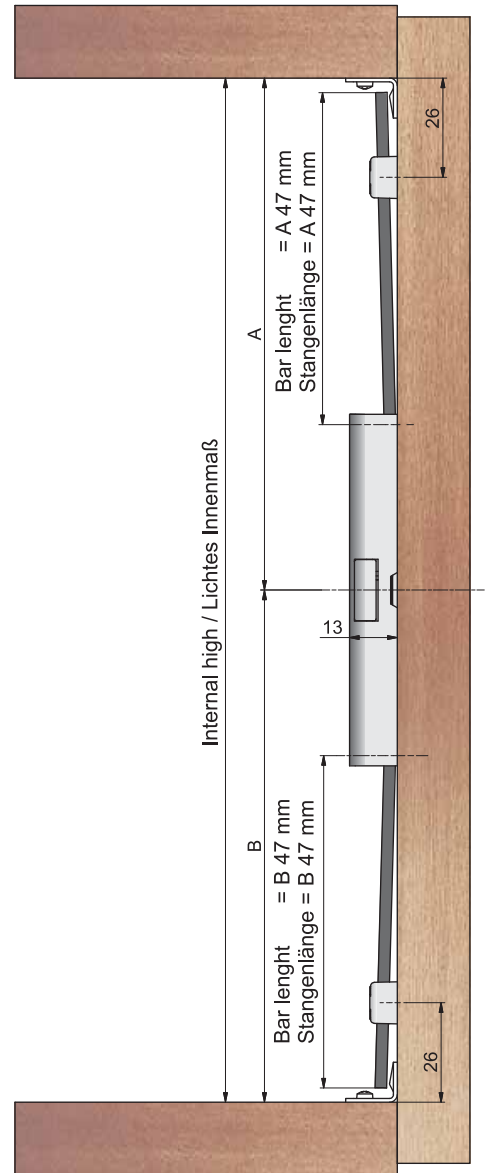
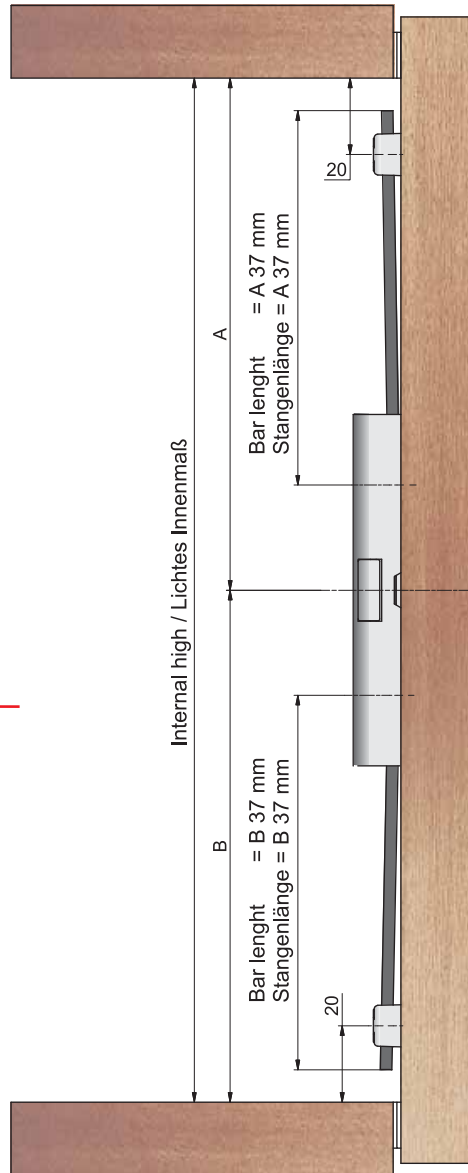
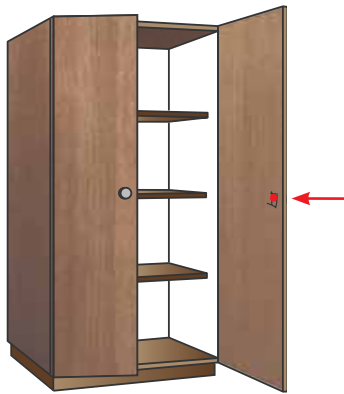
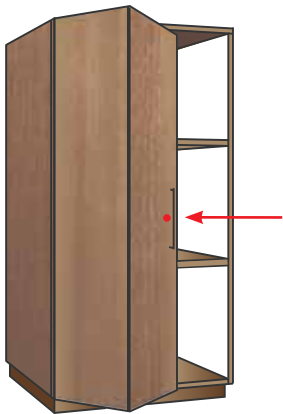
1437544021 ←	nickel plated / vernickelt	50
1437644022 →	nickel plated / vernickelt	50

Bolts are shown in chapter 12 / Riegel siehe Kapitel 12

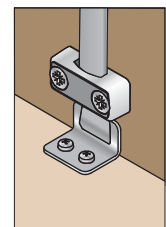
Further accessories are shown in chapter 12 / Weiteres Zubehör siehe Kapitel 12

Type 204

Application example
Anwendungsbeispiel



Striker plate 2211 (see page 3.13)
Anschlagwinkel 2211 (siehe Seite 3.13)



Striker 037 (see page 3.13)
Lagertopf 037 (siehe Seite 3.13)

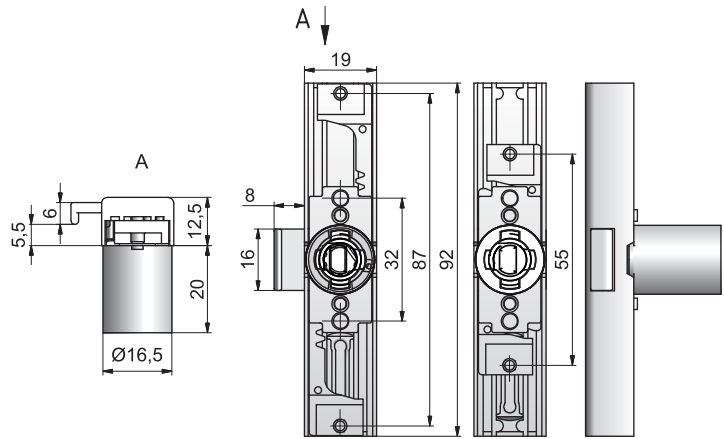
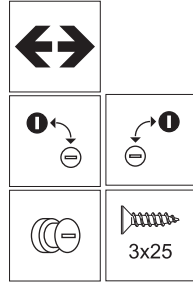
Further shooting bars on request / Weitere Schubstangen auf Anfrage

Type 204



Shooting bar lock 204
Schubstangenschloss 204

Order-No. Bestell-Nr.	Finish Oberfläche	BQ VE
--------------------------	----------------------	----------



1420442001 ←	nickel plated / vernickelt	50
1420442003 ↑	nickel plated / vernickelt	50

System components

Systembauteile



Shooting bar 043
Schubstange 043

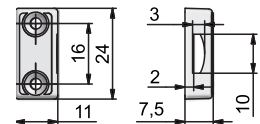


Steel solid section
Vollprofil 10x3

540600430	600 mm	nickel plated / vernickelt	50
540800430	800 mm	nickel plated / vernickelt	50
541000430	1000 mm	nickel plated / vernickelt	50



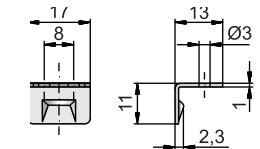
Rod guide 041
Stangenführung 041



542920410	nickel plated / vernickelt	250
------------------	----------------------------	-----



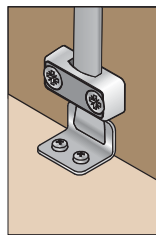
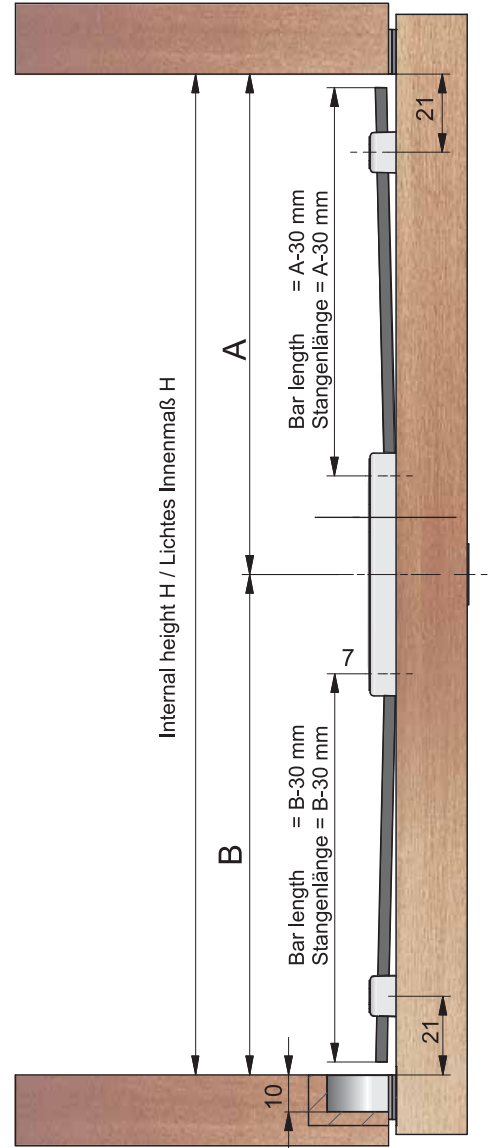
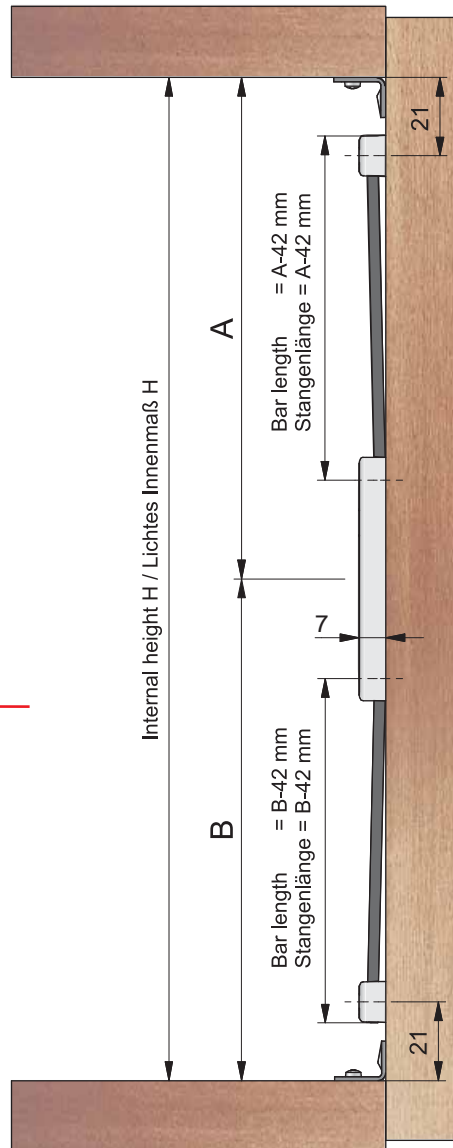
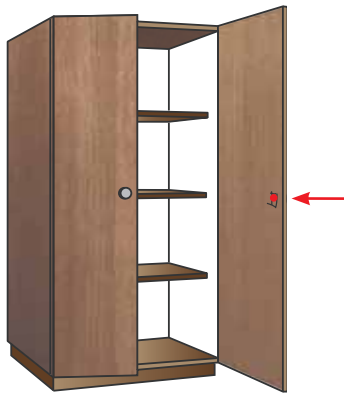
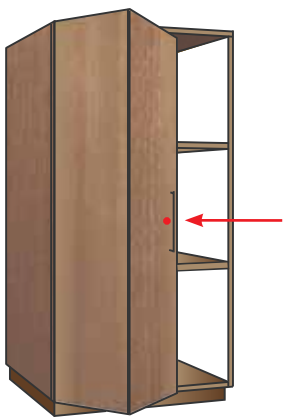
Striker plate 2211
Anschlagwinkel 2211



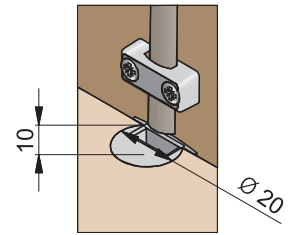
442211430	nickel plated / vernickelt	1000
------------------	----------------------------	------

Type 292

Application example
Anwendungsbeispiel



Striker plate 2211 (see page 3.13)
Anschlagwinkel 2211 (siehe Seite 3.13)



Striker 037 (see page 3.13)
Lagertopf 037 (siehe Seite 3.13)

Further shooting bars on request / Weitere Schubstangen auf Anfrage

Type 292

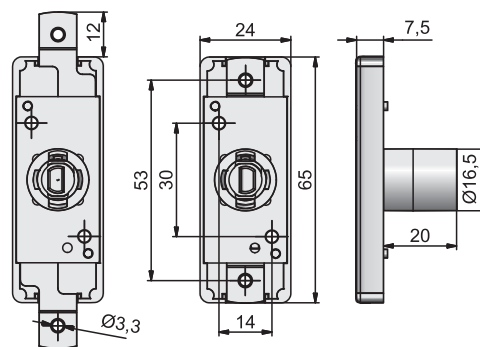
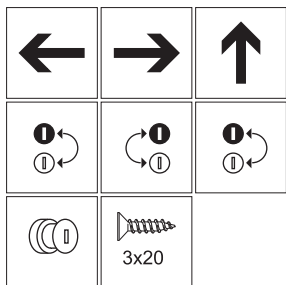


Shooting bar lock 292
Schubstangenschloss 292

Order-No.
Bestell-Nr.

Finish
Oberfläche

BQ
VE



1429742001	←	nickel plated / vernickelt	50
1429742002	→	nickel plated / vernickelt	50
1429742003	↑	nickel plated / vernickelt	25

System components

Systembauteile



Shooting bar 043
Schubstange 043

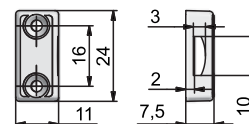
steel solid section
Vollprofil 10x3



540600430	600 mm	nickel plated / vernickelt	50
540800430	800 mm	nickel plated / vernickelt	50
541000430	1000 mm	nickel plated / vernickelt	50



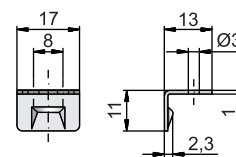
Rod guide 041
Stangenführung 041



542920410		nickel plated / vernickelt	250
------------------	--	----------------------------	-----



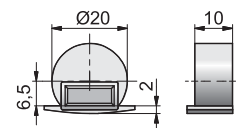
Striker plate 2211
Anschlagwinkel 2211



442211430		nickel plated / vernickelt	1000
------------------	--	----------------------------	------


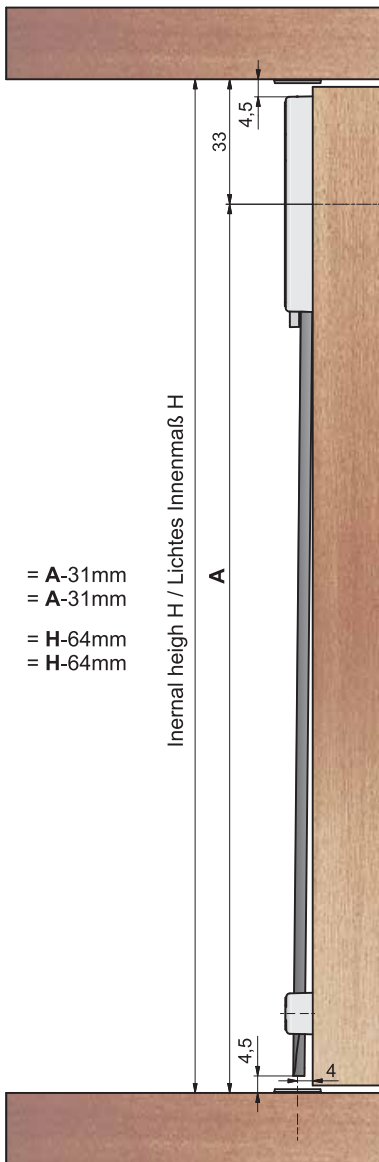
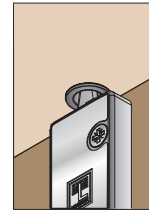
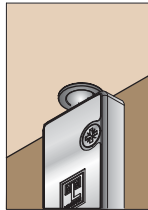
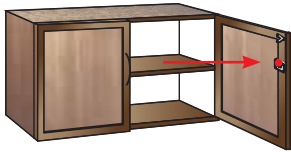


Striker 037
Lagertopf 037

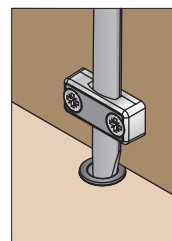
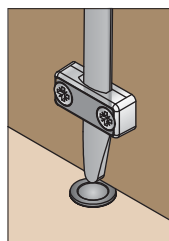


442920370		nickel plated / vernickelt	100
------------------	--	----------------------------	-----

Typ 292.03



Rod length = A-31mm
 Stangenlänge = A-31mm
 Rod length = H-64mm
 Stangenlänge = H-64mm

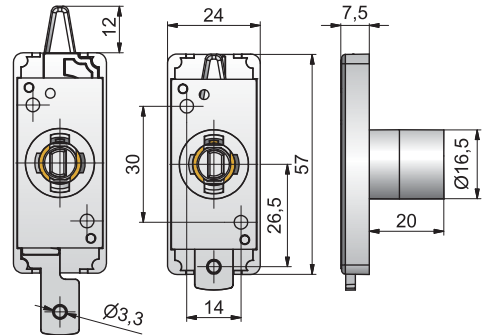
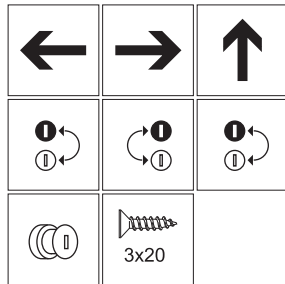


Typ 292.03

Order-No. Bestell-Nr.	Finish Oberfläche	BQ VE
--------------------------	----------------------	----------



Shooting bar lock 292.03
Schubstangenschloss 292.03




1429742031	←	nickel plated / vernickelt	50
1429742032	→	nickel plated / vernickelt	50
1429742033	↑	nickel plated / vernickelt	25

System components

Systembauteile



Shooting bar 043.2
Schubstange 043.2

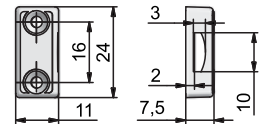


Stahl Vollprofil 10x3
steel solid section

540600432	600 mm	nickel plated / vernickelt	50
540800432	800 mm	nickel plated / vernickelt	50
541000432	1000 mm	nickel plated / vernickelt	50



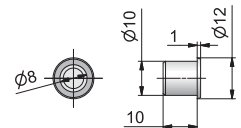
Rod guide 041
Stangenführung 041



542920410		nickel plated / vernickelt	250
------------------	--	----------------------------	-----



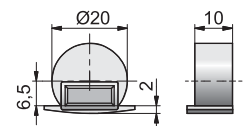
Socket 012
Arretierungshülse 012



543200120		nickel plated / vernickelt	250
------------------	--	----------------------------	-----



Striker 037
Lagertopf 037



442920370		nickel plated / vernickelt	100
------------------	--	----------------------------	-----

Type 415.01

The different idea
... *Perfection for double hinged doors*

Die andere Idee
... *Perfektion für doppelte Drehtüren*

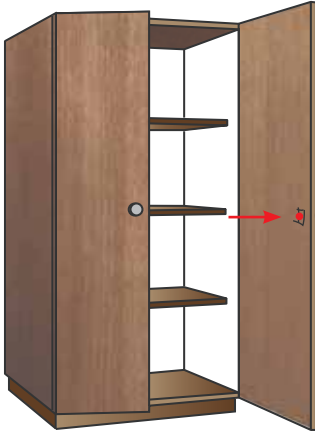


Espagnolette locks
Drehstangenschlösser

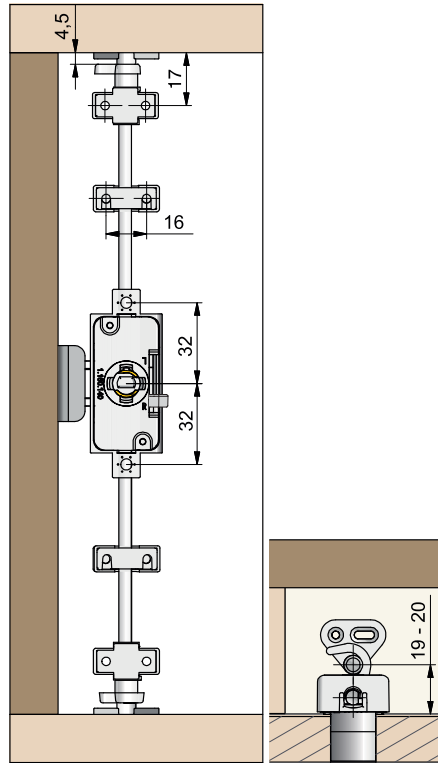
4

Type 750/759

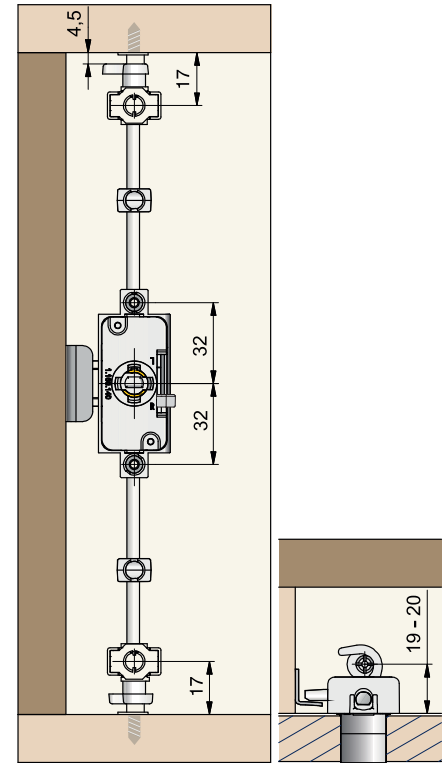
Application example
Anwendungsbeispiel



Espagnolette lock - screw fixing
Drehstangenschloss - schraubbar

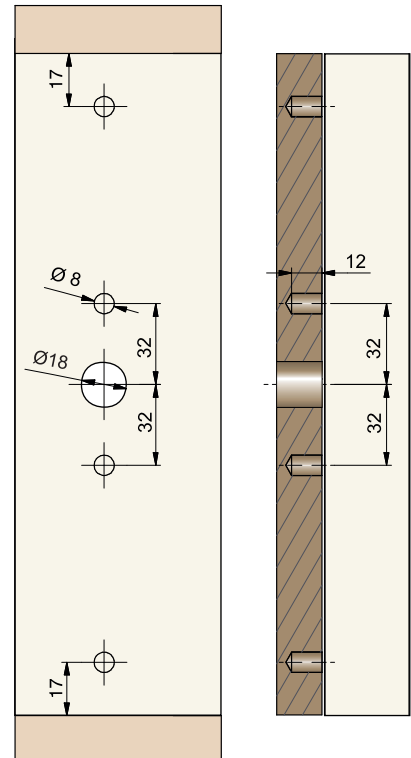


Espagnolette lock - to fasten with dowels
Drehstangenschloss - dübelbar



Included key retention / Schlüsselabzugssperre integriert

Drilling template to fasten with dowels
Bohrbild dübelbares Drehstangenschloss



Type 750



Espagnolette lock 750
Drehstangenschloss 750

Order-No. Bestell-Nr.	Finish Oberfläche	BQ VE
1475742150	nickel plated / vernickelt	50
1475742250	nickel plated / vernickelt	50

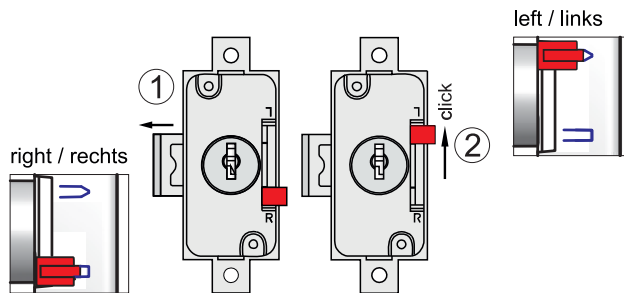
Type 759



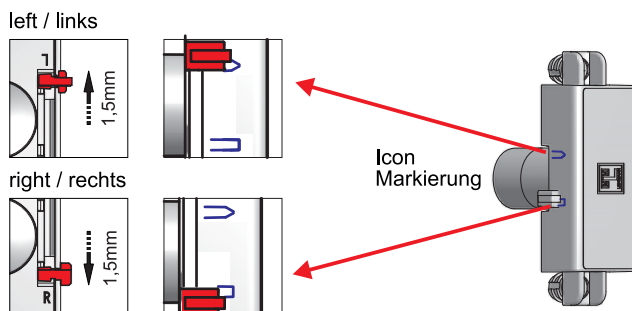
Espagnolette lock 759
with dowels
Drehstangenschloss 759
dübelbar

1475942150	nickel plated / vernickelt	50
1475942250	nickel plated / vernickelt	50

To adjust 550 / 750 right / left
Einstellen 550 / 750 rechts / links



To adjust key retention 550 / 750
Einstellen Schlüsselabzugssperre 550 / 750



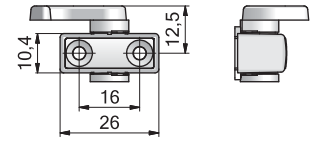
System components

 System components 750-759
 Systembauteile 750-759

 Locking hook 161.3
 Schließhaken 161.3

547401613
**Finish
Oberfläche**

nickel plated / vernickelt

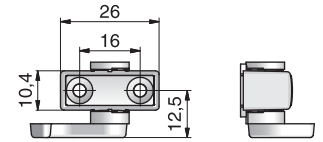

**BQ
VE**

500


 Locking hook 162.3
 Schließhaken 162.3

547401623

nickel plated / vernickelt



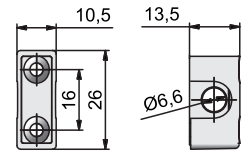
500


 Rod guide 065.2
 Stangenführung 065.2

547400652

nickel plated / vernickelt

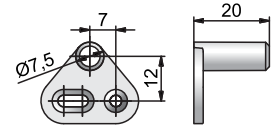
1000


 Stop metal 057
 Anschlagstift 057

547500570

nickel plated / vernickelt

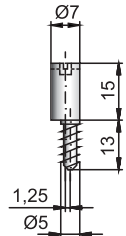
250


 Stop metal 055
 Anschlagstift 055

547500550

nickel plated / vernickelt

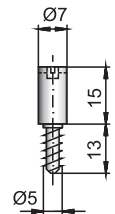
500


 Stop metal 054
 Anschlagstift 054

547500540

nickel plated / vernickelt

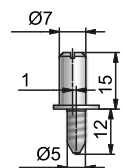
500


 Stop metal 058
 Anschlagstift 058

547500580

nickel plated / vernickelt

500

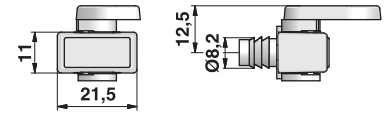


System components

System components 750-759
Systembauteile 750-759



Locking hook with dowels 161.1
Schließhaken dübelbar 161.1



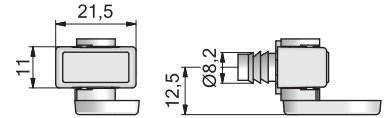
547491611

nickel plated / vernickelt

500



Locking hook with dowels 162.1
Schließhaken dübelbar 162.1



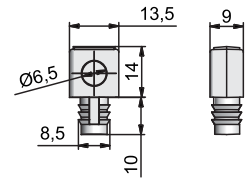
547491621

nickel plated / vernickelt

500



Rod guide with dowels 071
Stangenführung dübelbar 071



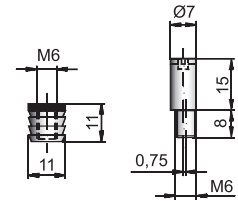
547490710

nickel plated / vernickelt

1000



Stop metal 051 Thread M6 052
Anschlagstift 051 Muffe M6 052



507500520

Plastic socket / Kunststoffmuffe

500

547500510

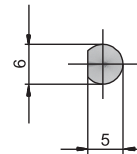
nickel plated / vernickelt

500



Rod 6/5
Drehstange 6/5

Further lengths on request
Weitere Längen auf Anfrage



54100059

1000 mm

nickel plated / vernickelt

50

54120059

1200 mm

nickel plated / vernickelt

50



e-solutions



Dial locks



Open your mind!

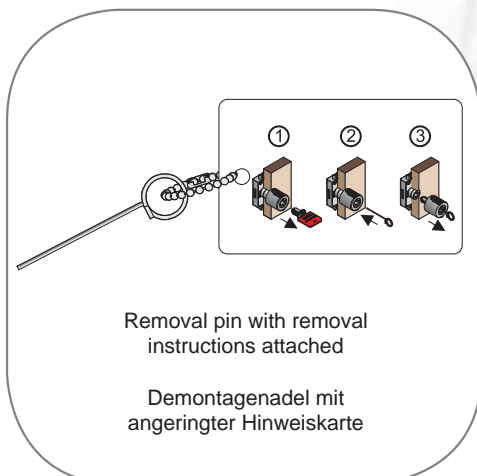
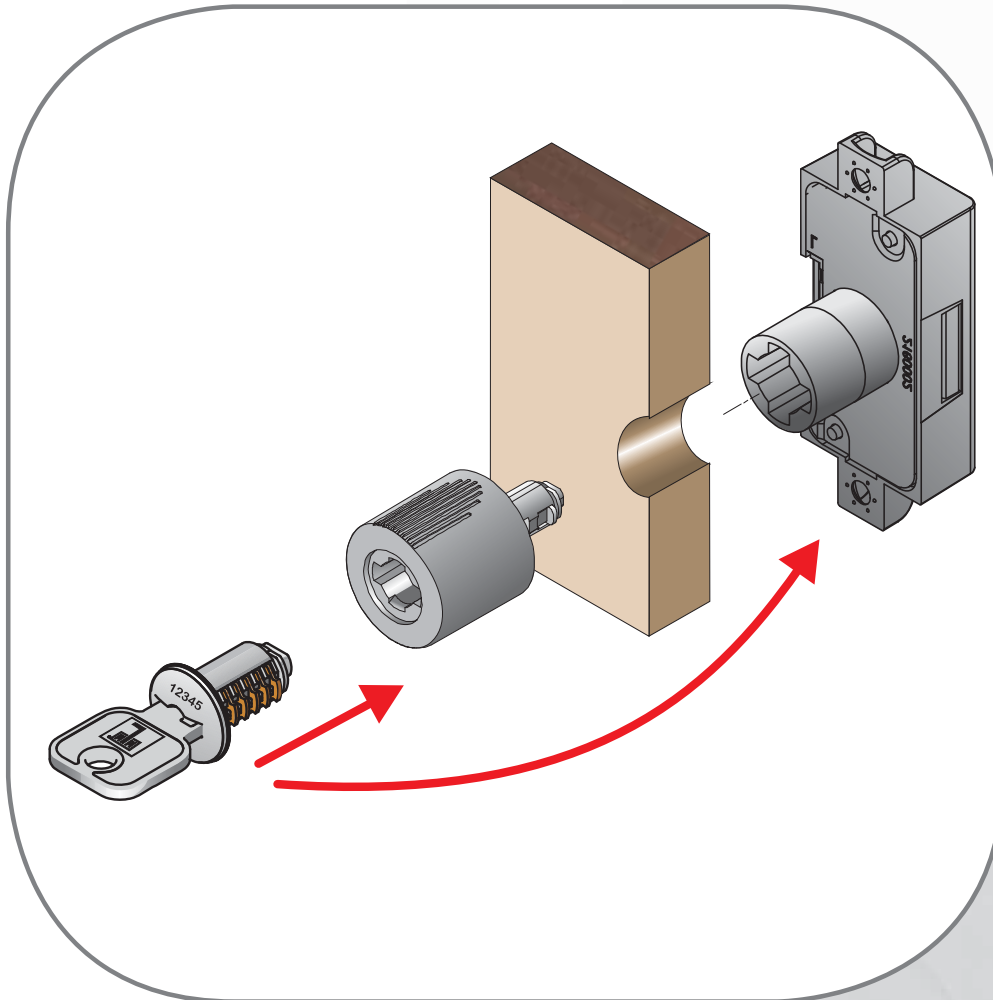


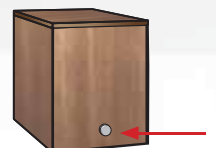
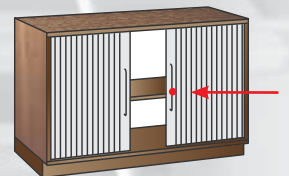

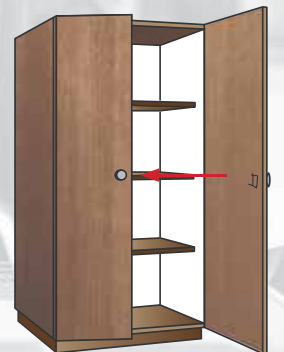

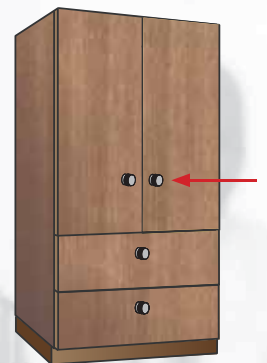
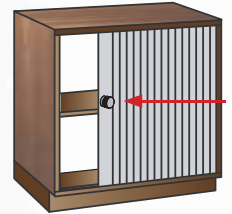
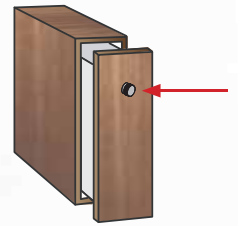
Turn-handles
Drehgriffe

5

Description

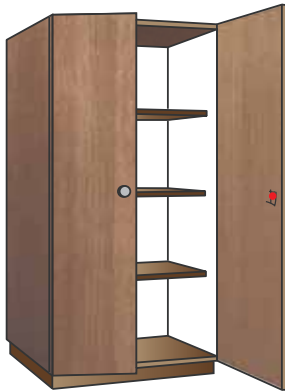
Erläuterungen



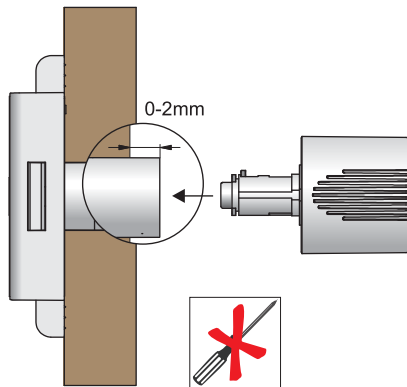


Type 40.1-59.1

Turn-handle PRESTIGE
Drehgriff PRESTIGE

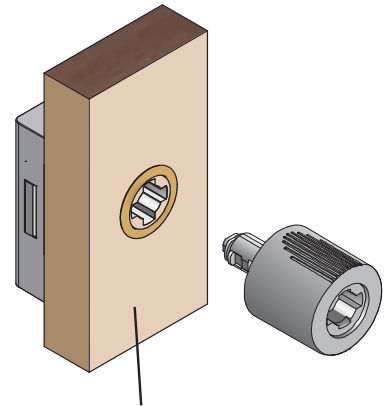


Cylinder projection
Zylinderüberstand



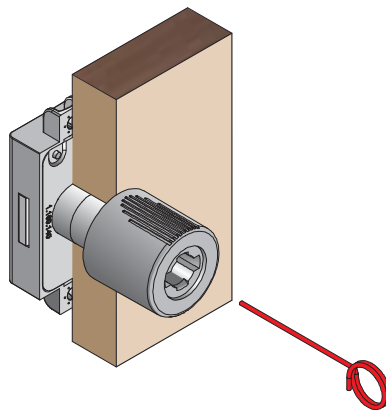
Further applications on request.
Andere Einbausituationen auf Anfrage.

Assembly turn-handle Prestige
Montage Prestige Drehgriff

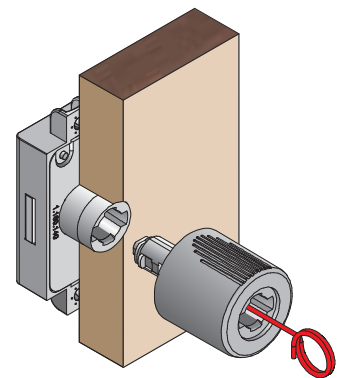


With or without rosette.
Mit oder ohne Rosette.

Dismounting turn-handle Prestige
Demontage Drehgriff Prestige

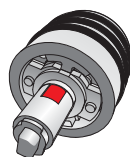


Dismounting turn-handle
Demontage Drehgriff



Dismounting turn-handle
Demontage Drehgriff

Turn-handle left are coloured
Linke Drehgriffe sind markiert



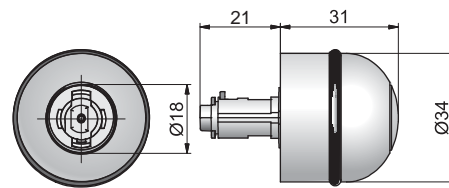
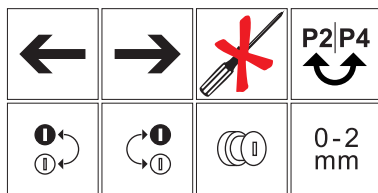
Further applications on request / Andere Einbausituationen auf Anfrage

Type 40.1 - 59.1

Turn-handle PRESTIGE
Drehgriff PRESTIGE



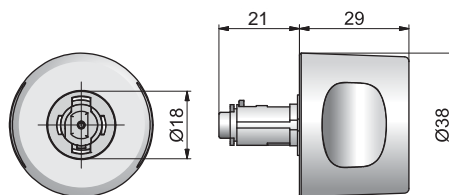
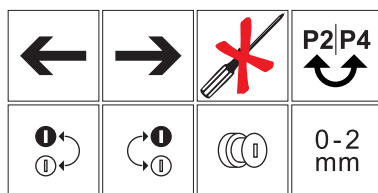
Modell 40.1



184010005	←	nickel plated matt / matt vernickelt	50
184010006	→	nickel plated matt / matt vernickelt	50



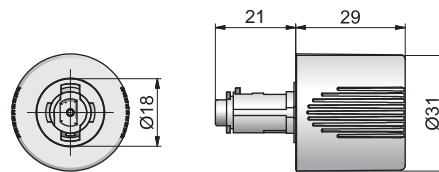
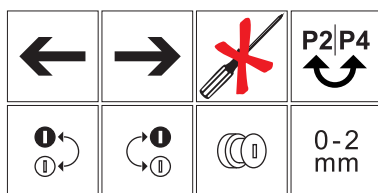
Modell 41.1



184110005	←	nickel plated matt / matt vernickelt	50
184110006	→	nickel plated matt / matt vernickelt	50



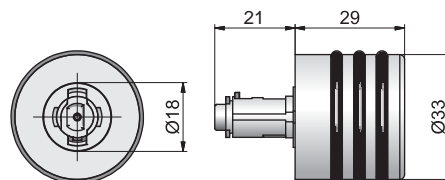
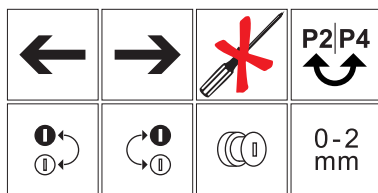
Modell 44.1



184410005	←	nickel plated matt / matt vernickelt	50
184410006	→	nickel plated matt / matt vernickelt	50



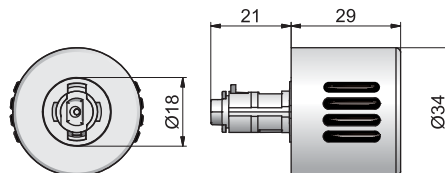

Modell 47.1



184710005	←	nickel plated matt / matt vernickelt	50
184710006	→	nickel plated matt / matt vernickelt	50



Modell 59.1



185910005	←	nickel plated matt / matt vernickelt	50
185910006	→	nickel plated matt / matt vernickelt	50



Removal pin 500
Demontagestift 500

500000500		Inox / Edelstahl	50
------------------	--	------------------	----

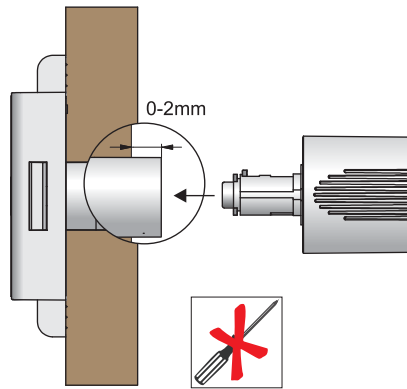
Further applications on request / Andere Einbausituationen auf Anfrage

Type 402.19-594.19

Turn-handle PRESTIGE
Drehgriff PRESTIGE

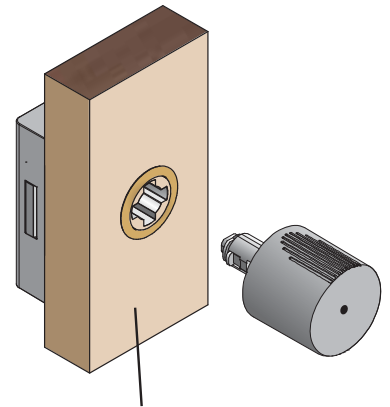


Cylinder projection
Zylinderüberstand



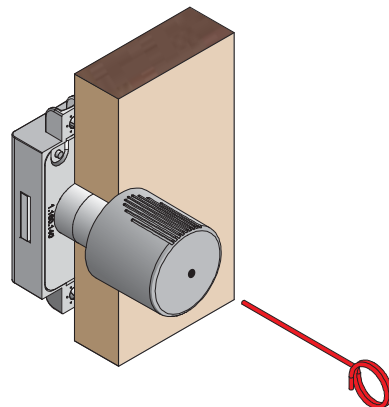
Further applications on request.
Andere Einbausituationen auf Anfrage.

Assembly turn-handle Prestige
Montage Prestige Drehgriff

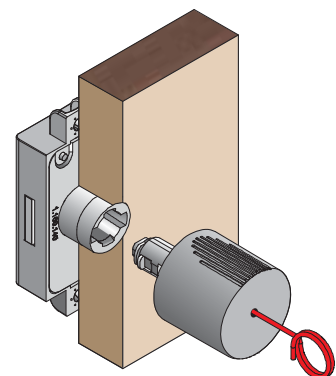


With or without rosette.
Mit oder ohne Rosette.

Dismounting turn-handle Prestige
Demontage Drehgriff Prestige



Dismounting turn-handle
Demontage Drehgriff



Dismounting turn-handle
Demontage Drehgriff

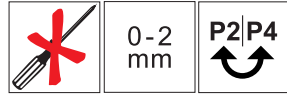
Further applications on request / Andere Einbausituationen auf Anfrage

Type 402.19-594.19

Turn-handle PRESTIGE
Drehgriff PRESTIGE



Modell 402.19



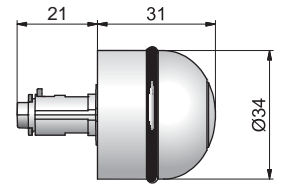

584021900

Finish
Oberfläche

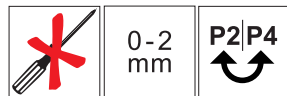
nickel plated matt / matt vernickelt

BQ
VE

50



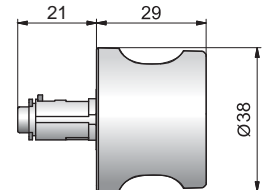
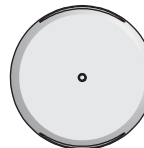
Modell 412.19



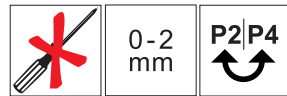
584121900

nickel plated matt / matt vernickelt

50



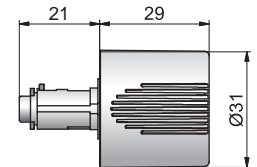
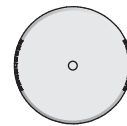
Modell 442.19



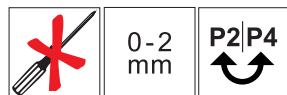
584421900

nickel plated matt / matt vernickelt

50



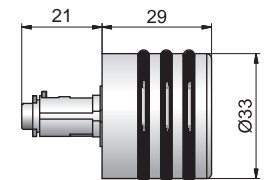
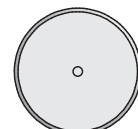
Modell 472.19



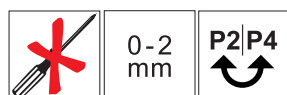
584721900

nickel plated matt / matt vernickelt

50



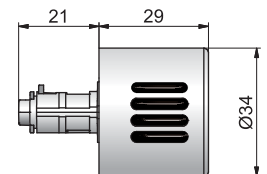
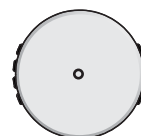
Modell 594.19



585921900

nickel plated matt / matt vernickelt

50



Removal pin 500
Demontagestift 500

500000500

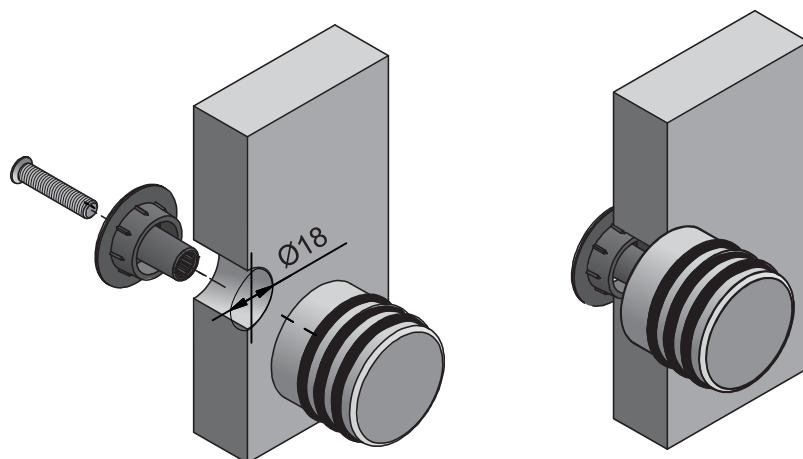
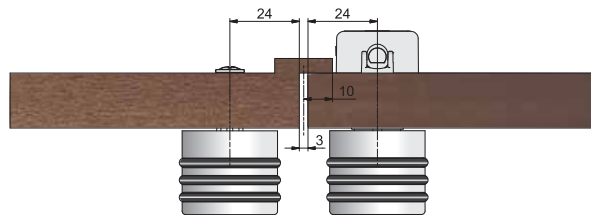
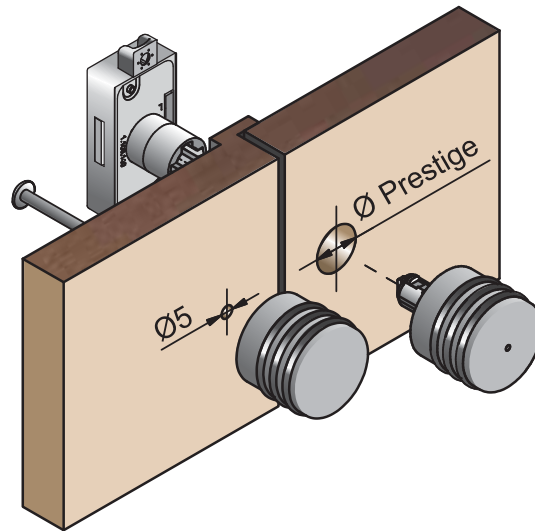
Inox / Edelstahl

50

Further applications on request / Andere Einbausituationen auf Anfrage

Type 404-594

Furniture knobs
Möbelknöpfe



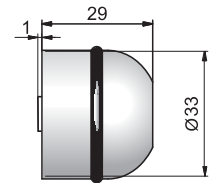
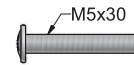
Type 404-594

Furniture knobs
Möbelknöpfe



Modell 404

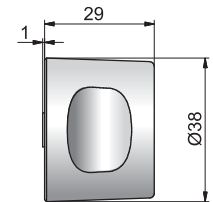
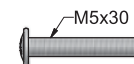
Order-No. Bestell-Nr.	Finish Oberfläche	BQ VE
--------------------------	----------------------	----------



584040000	nickel plated matt / matt vernickelt	100
-----------	--------------------------------------	-----



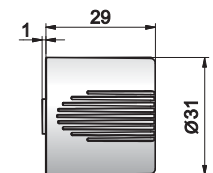
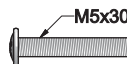
Modell 414



584140000	nickel plated matt / matt vernickelt	100
-----------	--------------------------------------	-----



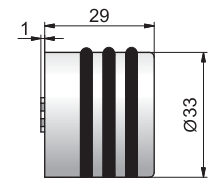
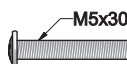
Modell 444



584440000	nickel plated matt / matt vernickelt	150
-----------	--------------------------------------	-----



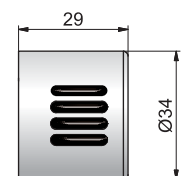
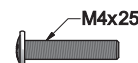
Modell 474



584740000	nickel plated matt / matt vernickelt	50
-----------	--------------------------------------	----



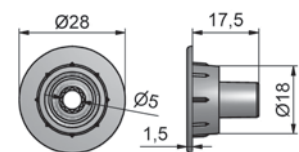
Modell 594



585941000	nickel plated matt / matt vernickelt	50
-----------	--------------------------------------	----



Shim 9081
Befestigungsscheibe 9081



549081001	nickel plated / vernickelt	100
-----------	----------------------------	-----

New turn-handles

... one system - multiple possibilities
variabel, universal

Neue Drehgriffe

... ein System - viele Möglichkeiten
variabel, universell

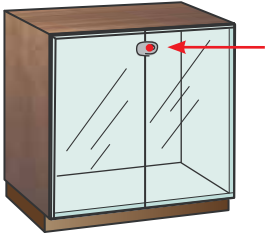


Glas door locks
Glastürschlösser

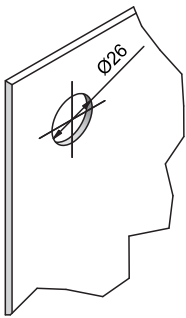
6

Type 320

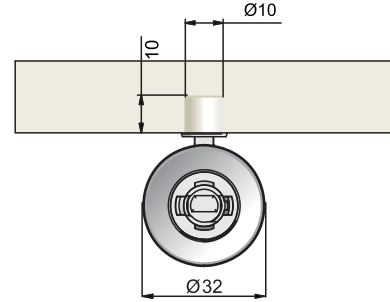
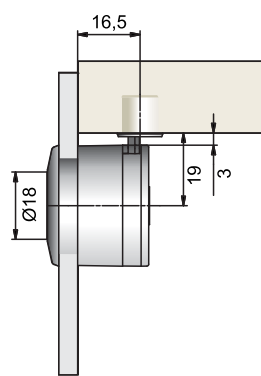
Application example
Anwendungsbeispiel



Glass door surface mounted
Glastür aufliegend

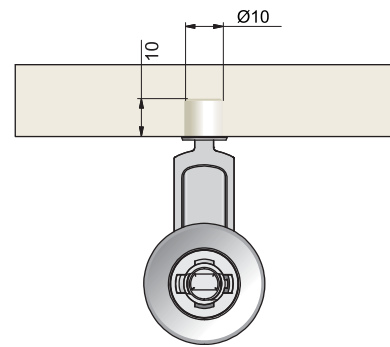
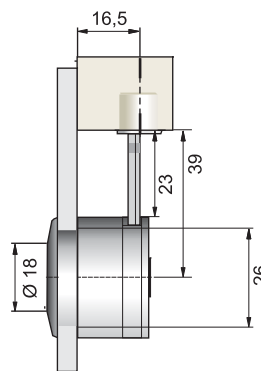


16 mm:



Socket 012 (see page 6.5)
Arretierungshülse 012 (siehe Seite 6.5)

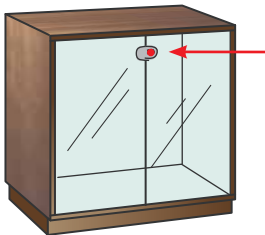
36 mm:



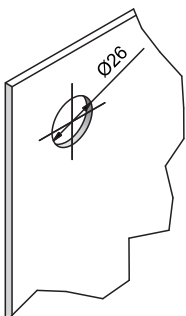
To upgrade key retention (see page 6.7)
Schlüsselabzugssperre nachrüstbar (siehe Seite 6.7)

Type 321

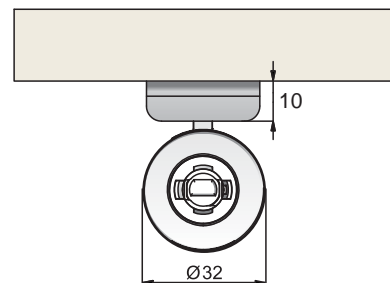
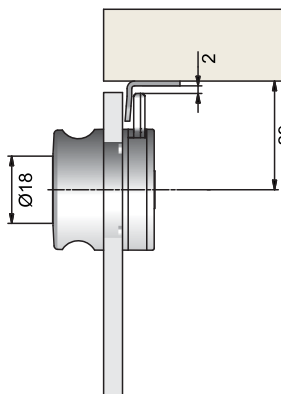
Application example
Anwendungsbeispiel



Glass door internally mounted
Glastür innenlegend

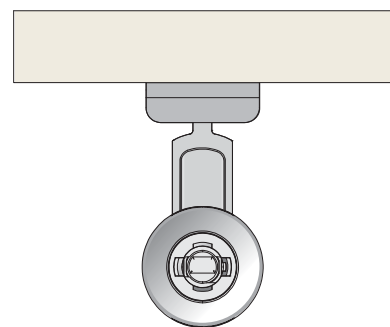
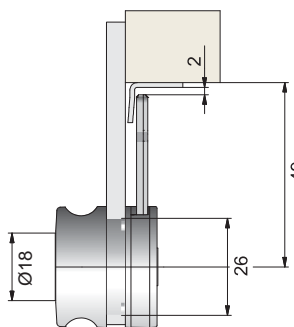


16 mm:



Striker plate 3011 (see chapter 12)
Anschlagwinkel 3011 (siehe Kapitel 12)

36 mm:

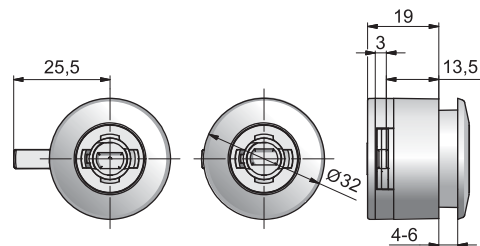
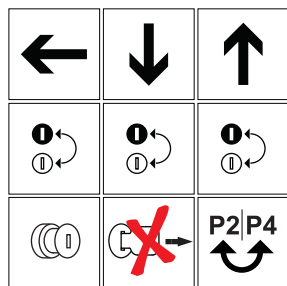


To upgrade key retention (see page 6.7)
Schlüsselabzugssperre nachrüstbar (siehe Seite 6.7)

Type 320



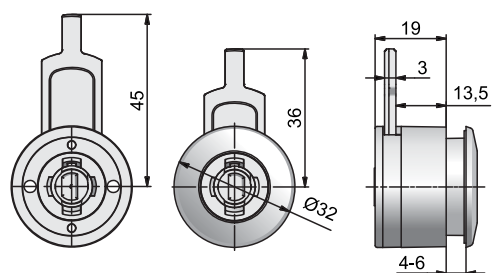
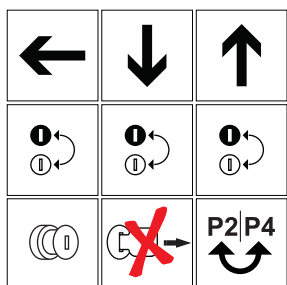
Glass door lock 320
Glastürschloss 320



Order-No. Bestell-Nr.	Finish Oberfläche	BQ VE
143204165 ←	16 mm	nickel plated / vernickelt 50
143204167 ↑	16 mm	nickel plated / vernickelt 50
143204168 ↓	16 mm	nickel plated / vernickelt 50



Glass door lock 320
Glastürschloss 320

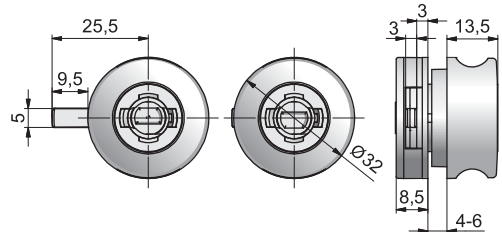
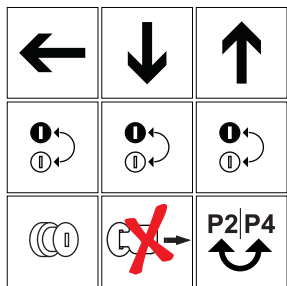


143204365 ←	36 mm	nickel plated / vernickelt 50
143204367 ↑	36 mm	nickel plated / vernickelt 50
143204368 ↓	36 mm	nickel plated / vernickelt 50

Type 321



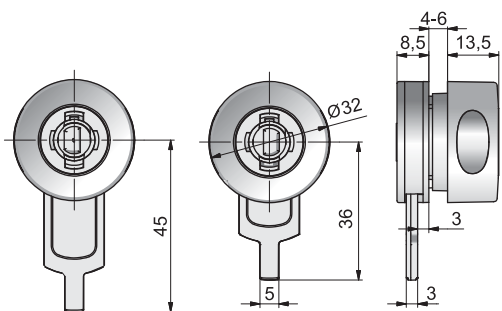
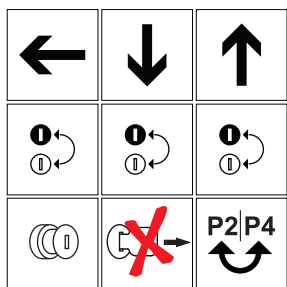
Glass door lock 321
Glastürschloss 321



143214165 ←	16 mm	nickel plated / vernickelt 50
143214167 ↑	16 mm	nickel plated / vernickelt 50
143214168 ↓	16 mm	nickel plated / vernickelt 50



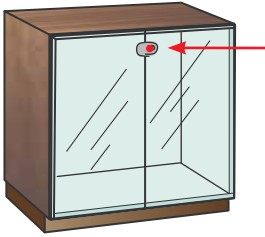
Glass door lock 321
Glastürschloss 321



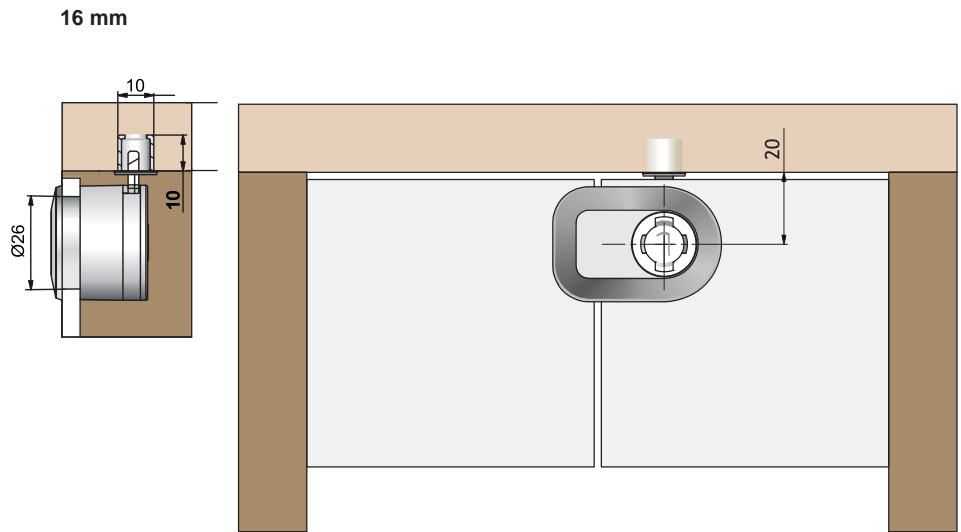
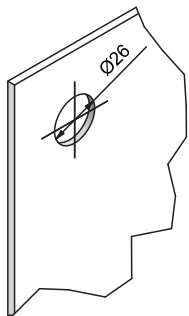
143214365 ←	36 mm	nickel plated / vernickelt 50
143214367 ↑	36 mm	nickel plated / vernickelt 50
143214368 ↓	36 mm	nickel plated / vernickelt 50

Type 322

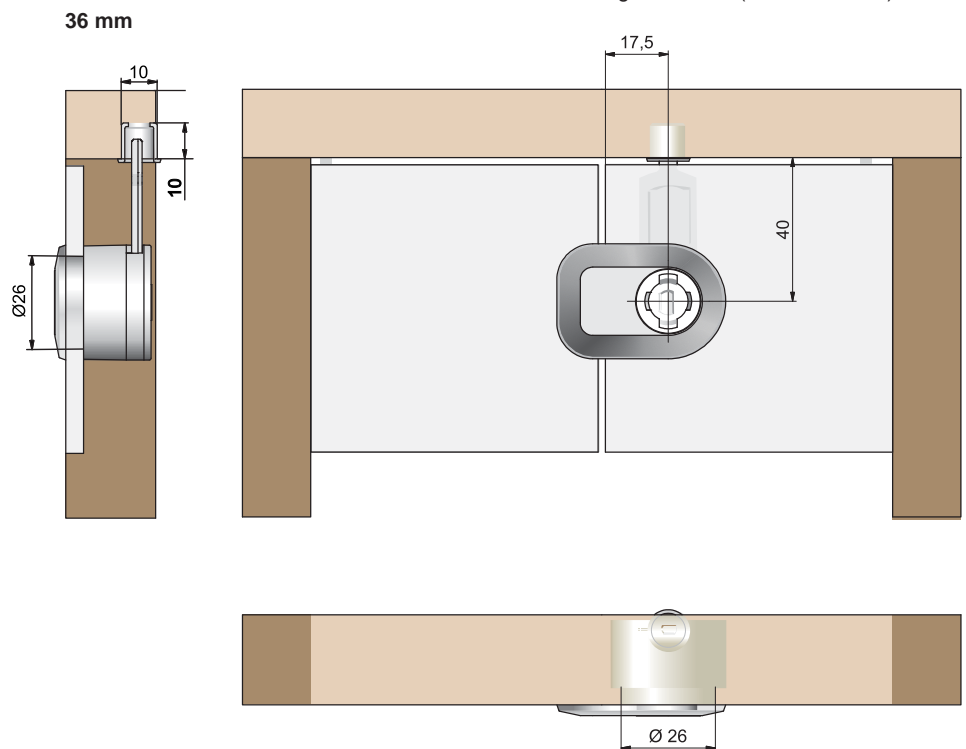
Application example
Anwendungsbeispiel



Glass door surface mounted /
internally mounted
Glastür aufliegend /
innenliegend



Socket 012 (see page 6.5)
Arretierungshülse 012 (siehe Seite 6.5)



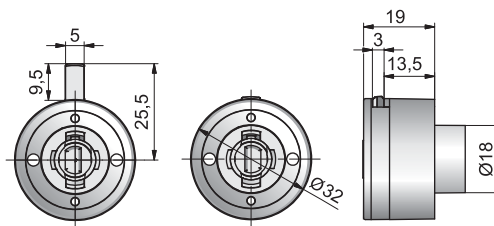
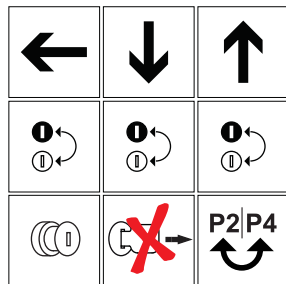
To upgrade key retention (see page 6.7)
Schlüsselabzugssperre nachrüstbar (siehe Seite 6.7)

Type 322

Order-No. Bestell-Nr.	Finish Oberfläche	BQ VE
--------------------------	----------------------	----------



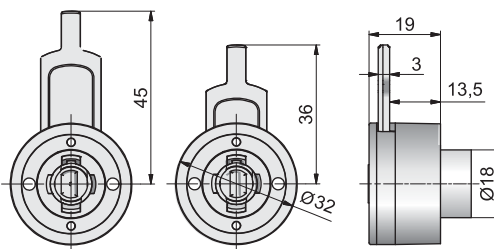
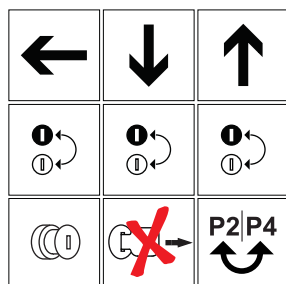
Glass door lock 322
Glastürschloss 322



143224165	←	16 mm	nickel plated / vernickelt	50
143224167	↑	16 mm	nickel plated / vernickelt	50
143224168	↓	16 mm	nickel plated / vernickelt	25



Glass door lock 322
Glastürschloss 322



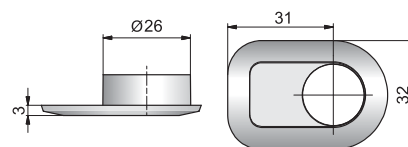
143224365	←	36 mm	nickel plated / vernickelt	50
143224367	↑	36 mm	nickel plated / vernickelt	50
143224368	↓	36 mm	nickel plated / vernickelt	50

System components

Systembauteile



Front plate 1
Frontplatte 1

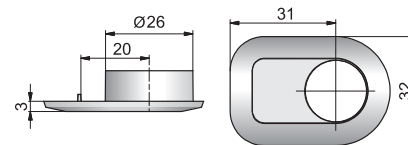


443247321		nickel plated / vernickelt	50
-----------	--	----------------------------	----



Front plate 2
Frontplatte 2

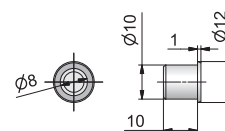
Buffer for inside glass doors
Mit Dämpfung und Anschlag



443247322		nickel plated / vernickelt	50
-----------	--	----------------------------	----



Socket 012
Arretierungshülse 012

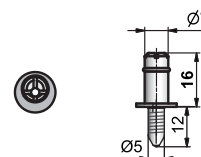


543200120		nickel plated / vernickelt	250
-----------	--	----------------------------	-----



Stop 058.5
Anschlagstift 058.5

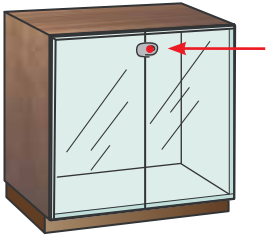
Buffer for use with inside doors.
Einsatz für innenliegende Glastüren.



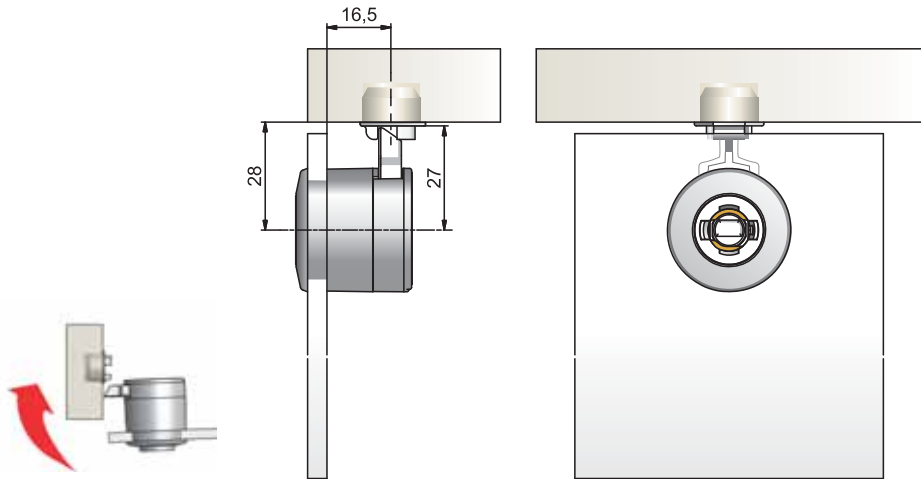
547500585		nickel plated / vernickelt	500
-----------	--	----------------------------	-----

Type 320.01

Application example
Anwendungsbeispiel

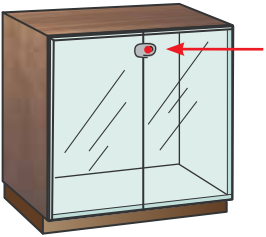


Glass door surface mounted
Glastür aufliegend

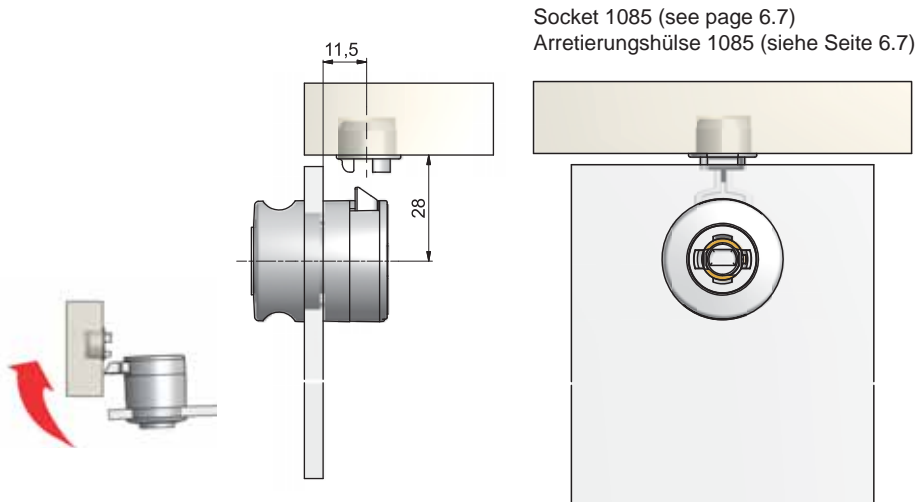


Type 321.01

Application example
Anwendungsbeispiel

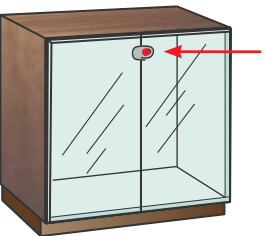


Glass door internally mounted
Glastür innenlegend

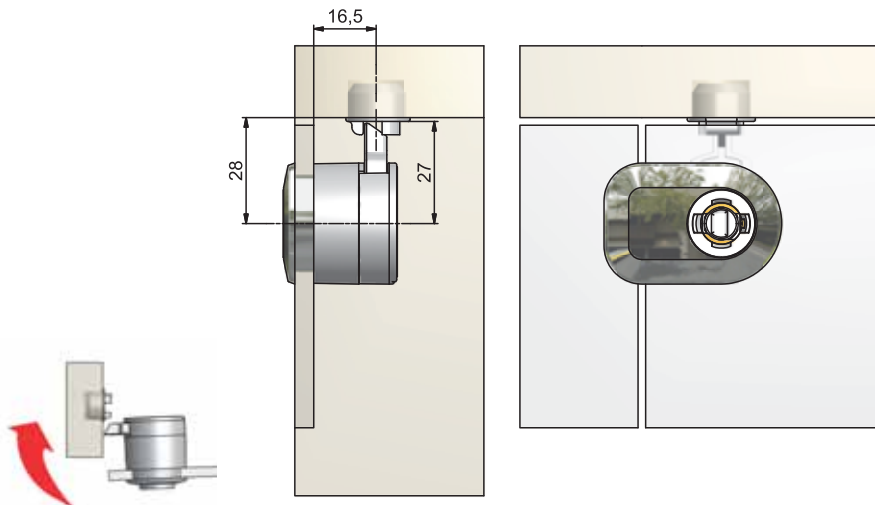


Type 322.01

Application example
Anwendungsbeispiel



Glass door internally mounted
Glastür innenlegend



To upgrade key retention (see page 6.7)
Schlüsselabzugssperre nachrüstbar (siehe Seite 6.7)

Type 320.01



Glass door lock 320.01
Glastürschloss 320.01

Order-No. Bestell-Nr.	Finish Oberfläche	BQ VE										
		<table border="1"> <tr> <td>1432021201</td> <td>←</td> <td>20 mm</td> <td>nickel plated / vernickelt</td> <td>50</td> </tr> <tr> <td>1432021202</td> <td>→</td> <td>20 mm</td> <td>nickel plated / vernickelt</td> <td>50</td> </tr> </table>	1432021201	←	20 mm	nickel plated / vernickelt	50	1432021202	→	20 mm	nickel plated / vernickelt	50
1432021201	←	20 mm	nickel plated / vernickelt	50								
1432021202	→	20 mm	nickel plated / vernickelt	50								

Type 321.01



Glass door lock 321.01
Glastürschloss 321.01

		<table border="1"> <tr> <td>1432121201</td> <td>←</td> <td>20 mm</td> <td>nickel plated / vernickelt</td> <td>50</td> </tr> <tr> <td>1432121202</td> <td>→</td> <td>20 mm</td> <td>nickel plated / vernickelt</td> <td>50</td> </tr> </table>	1432121201	←	20 mm	nickel plated / vernickelt	50	1432121202	→	20 mm	nickel plated / vernickelt	50
1432121201	←	20 mm	nickel plated / vernickelt	50								
1432121202	→	20 mm	nickel plated / vernickelt	50								

Type 322.01



Glass door lock 322.01
Glastürschloss 322.01

		<table border="1"> <tr> <td>1432221201</td> <td>←</td> <td>20 mm</td> <td>nickel plated / vernickelt</td> <td>50</td> </tr> <tr> <td>1432221202</td> <td>→</td> <td>20 mm</td> <td>nickel plated / vernickelt</td> <td>50</td> </tr> </table>	1432221201	←	20 mm	nickel plated / vernickelt	50	1432221202	→	20 mm	nickel plated / vernickelt	50
1432221201	←	20 mm	nickel plated / vernickelt	50								
1432221202	→	20 mm	nickel plated / vernickelt	50								

System components

Systembauteile



Socket 1085
Arretierungshülse 1085

	<table border="1"> <tr> <td>541085001</td> <td>nickel plated / vernickelt</td> <td>50</td> </tr> </table>	541085001	nickel plated / vernickelt	50
541085001	nickel plated / vernickelt	50		



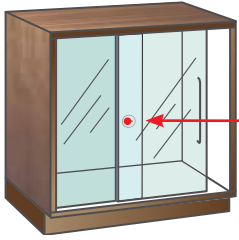
Key retention 0503
Schlüsselabzugssperre 0503

	<table border="1"> <tr> <td>510000503</td> <td>white / weiß</td> <td>100</td> </tr> </table>	510000503	white / weiß	100
510000503	white / weiß	100		

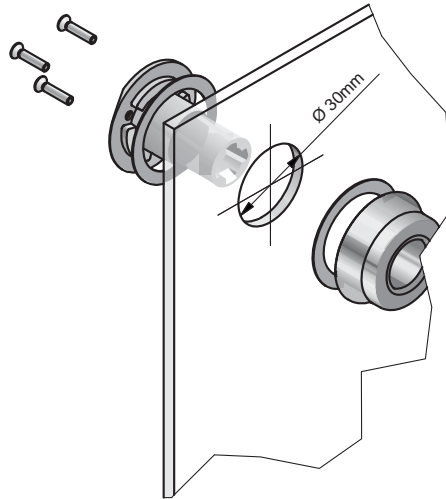
Further system components see page 6.5 / weitere Systembauteile siehe Seite 6.5

Type 326

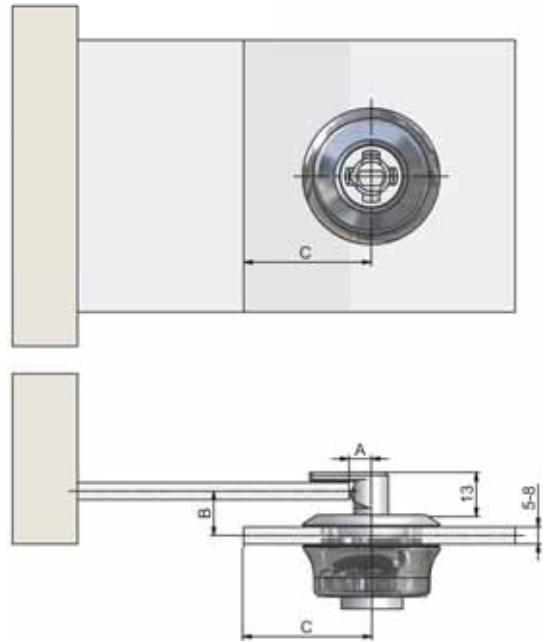
Application example
Anwendungsbeispiel



Double glass sliding door
Zweiflügelige Glasschiebetür

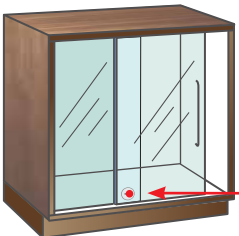


A = 8 mm
B = 12 mm - 15 mm (Standard 14 mm)
C = 45 mm (1,5 x d)



Type 282

Application example
Anwendungsbeispiel

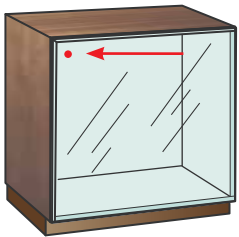


Double glass sliding door
Zweiflügelige Glasschiebetür

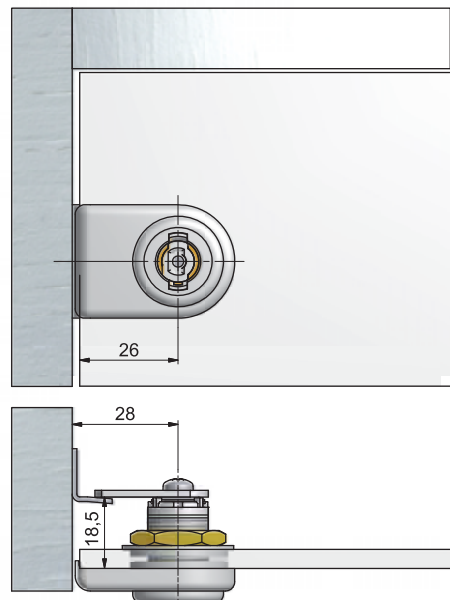
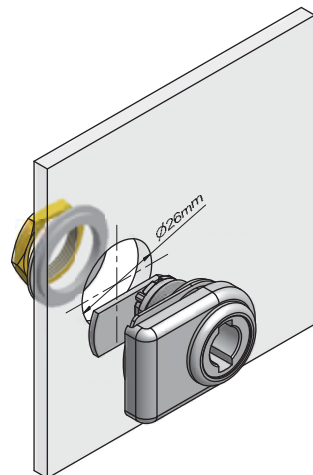


Type 311

Application example
Anwendungsbeispiel



Glass door internally mounted
Glastür innenliegend



Type 326



Lock for glass sliding door 326
Glasschiebetürschloss 326

Order-No. Bestell-Nr.	Finish Oberfläche	BQ VE
143262005 ←	nickel plated / vernickelt	25

Type 282



Lock for glass sliding door 282
Glasschiebetürschloss 282

132824215 ←	chrome plated / verchromt	100
-------------	---------------------------	-----

Suitable for glass sliding door fitting system
Passend zum Glasschiebetür - Beschlagsystem

Supra - Willach up to 8 mm glass thickness.
Supra - Willach bis 8 mm Glasdicke.

Type 311



Lock 311 with front plate 4710
Schloss 311 mit Frontplatte
4710

1431128001 ←	20 mm 180° nickel plated / vernickelt	50
--------------	---------------------------------------	----

Further system components see chapter 11 / weitere Systembauteile siehe Kapitel 11

Gold platet

... know how for the future
elegant, high value, eco-friendly

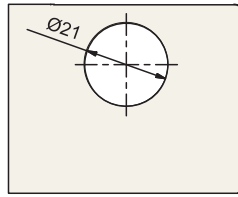
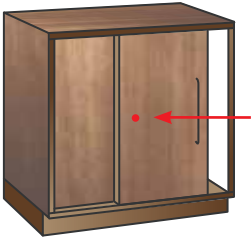


Sliding door locks
Schiebetürschloss

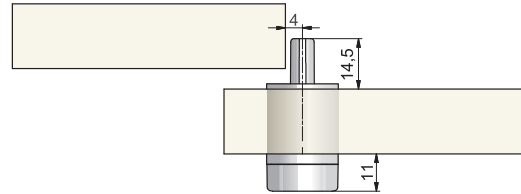
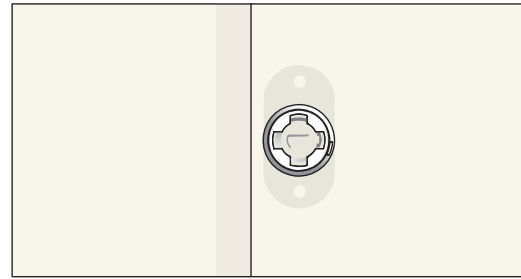


Type 501

Application example
Anwendungsbeispiel

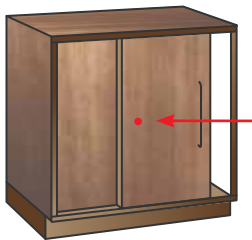


Drilling template without rosette
Bohrbild ohne Rosette

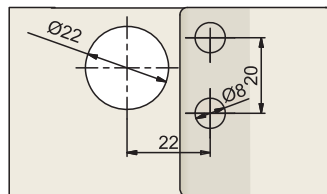


Type 514

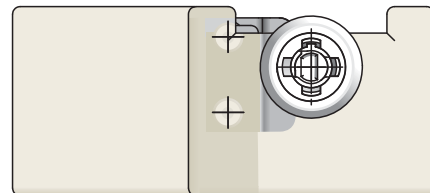
Application example
Anwendungsbeispiel



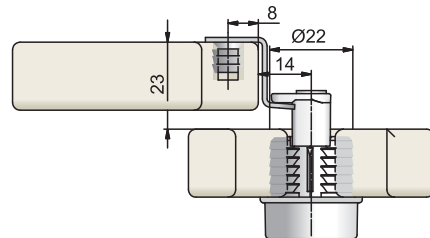
Drilling template / Bohrbild



Distance / Hub 11,5 mm

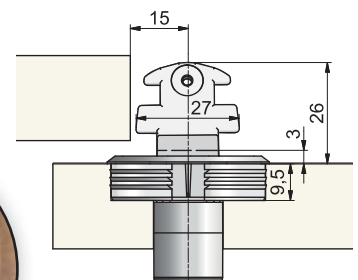
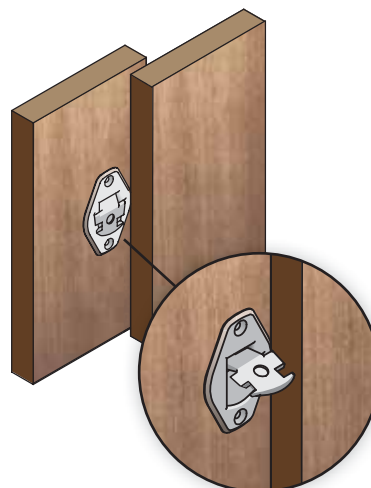
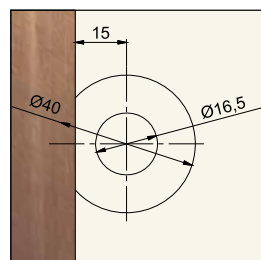
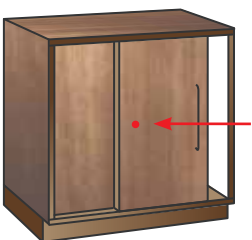


Striker plate 3014.1 (see page 7.3)
Anschlagwinkel 3014.1 (siehe Seite 7.3)



Type 515

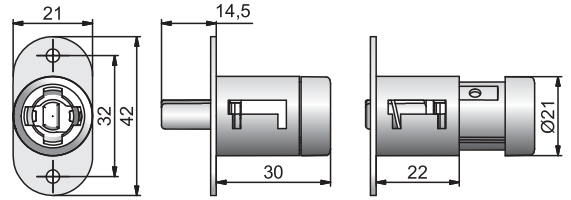
Application example
Anwendungsbeispiel



Type 521



Push cylinder 521
Druckzylinder 521



1452142005 ←

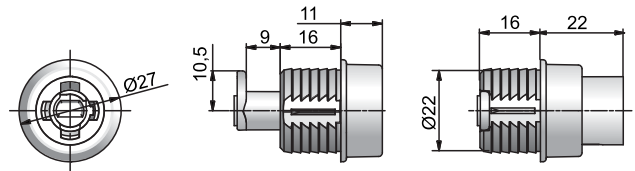
nickel plated / vernickelt

50

Type 514



Push-turn cylinder 514
Dreh-Druckzylinder 514



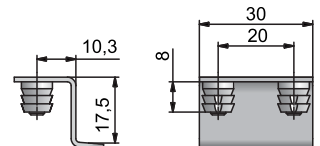
145142005 ←

nickel plated / vernickelt

25



Striker plate 3014.1
Anschlagwinkel 3014.1



443014101

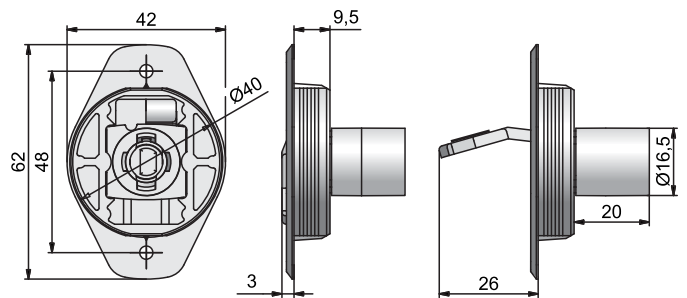
nickel plated / vernickelt

100

Type 515



Lock for sliding doors 515
Schiebetürschloss 515



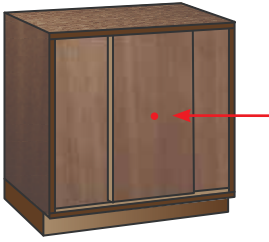
1451542001 ←

nickel plated / vernickelt

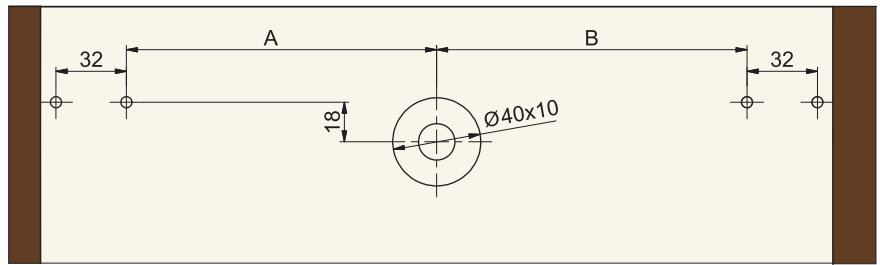
50

System S65

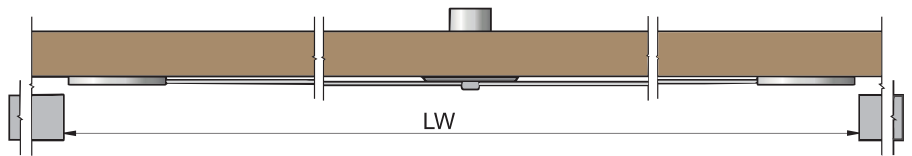
Application example
Anwendungsbeispiel



Drilling template
Bohrbild

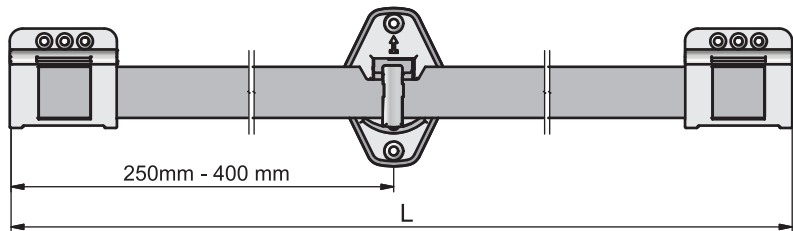


$$A/B = \frac{LW}{2} - 38$$

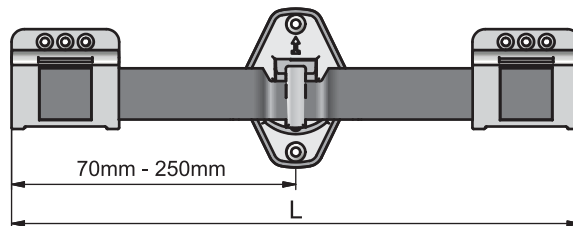


$$L = LW - 4$$

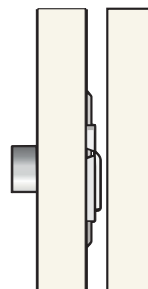
Swing bar 51.2
Verschlussblech 51.2



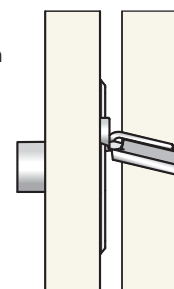
Swing bar 51.3
Verschlussblech 51.3



open
geöffnet

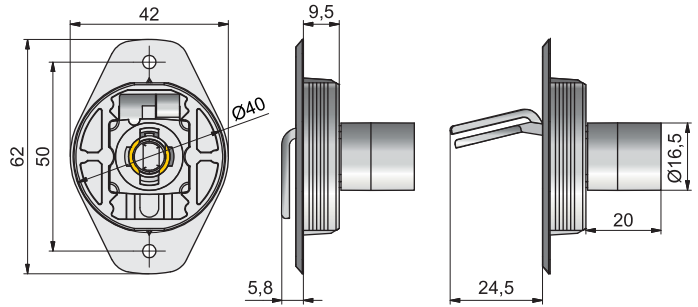
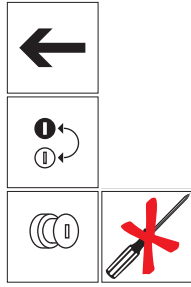


closed
geschlossen



System S65

Order-No. Bestell-Nr.	Finish Oberfläche	BQ VE
--------------------------	----------------------	----------

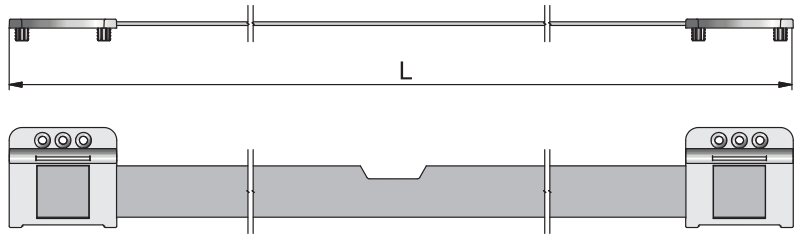


Lock for sliding doors 515.02
Schiebetürschloss 515.02

1451542025 ←	nickel plated / vernickelt	50
--------------	----------------------------	----



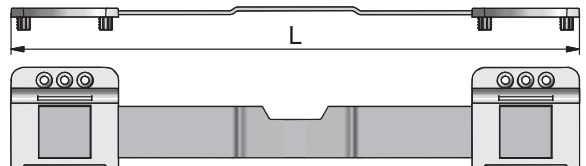
Swing bar 51.2
Verschlussblech 51.2



405108002	800mm	nickel plated / vernickelt	50
-----------	-------	----------------------------	----



Swing bar 51.3
Verschlussblech 51.3



405104003	400mm	nickel plated / vernickelt	50
-----------	-------	----------------------------	----

Type 515

New and innovative locking
... *Perfection for sliding doors*

Die neue, innovative Schloss-Technik
... *Perfektion für Schiebetüren*



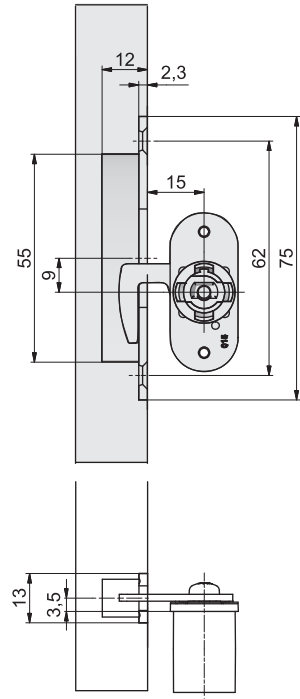
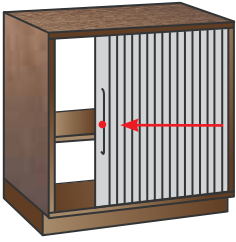
← SLIDE →

Tambour locks
Rolljalousieschlösser



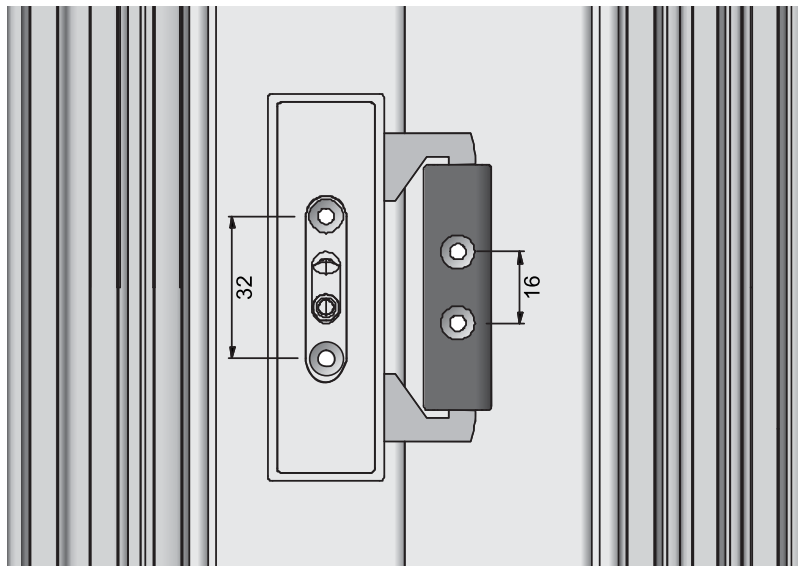
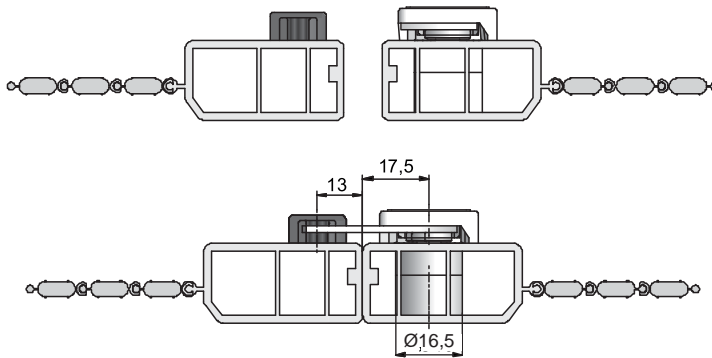
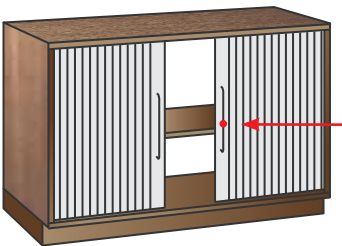
Type 375

Application example
Anwendungsbeispiel



Type 415

Application example
Anwendungsbeispiel

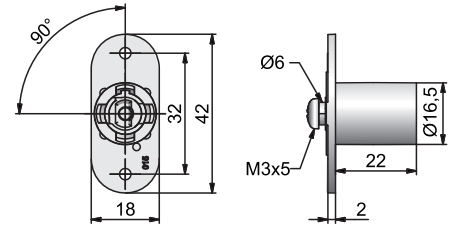
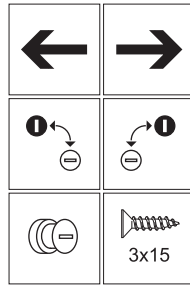


Type 375

Order-No. Bestell-Nr.	Finish Oberfläche	BQ VE
--------------------------	----------------------	----------



Cylinder lock 375
Hebelzylinder 375

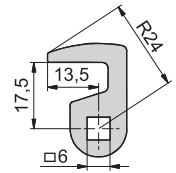


1437544021 ←	nickel plated / vernickelt	50
1437644022 →	nickel plated / vernickelt	50



Bolt 472
Riegel 472

Other bolt on request / Sonderriegel auf Anfrage
For futher system components see chapter 12 / Weiteres Zubehör siehe Kapitel 12

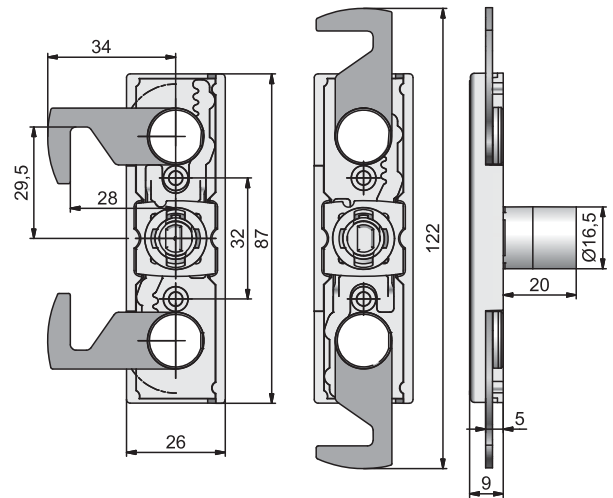
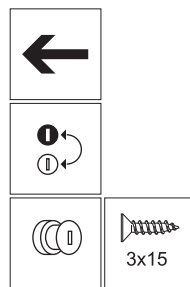


443714720	nickel plated / vernickelt	250
-----------	----------------------------	-----

Type 415



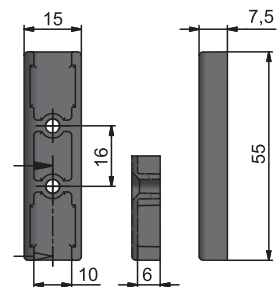
Roller shutter lock 415
Rolljalousieschloss 415



1441542005 ←	nickel plated / vernickelt	50
--------------	----------------------------	----



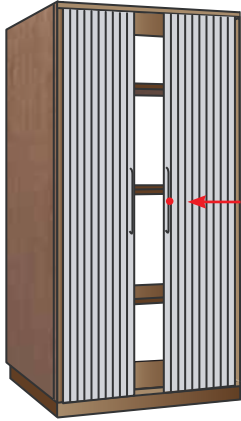
Stopper 4155
Anschlag 4155



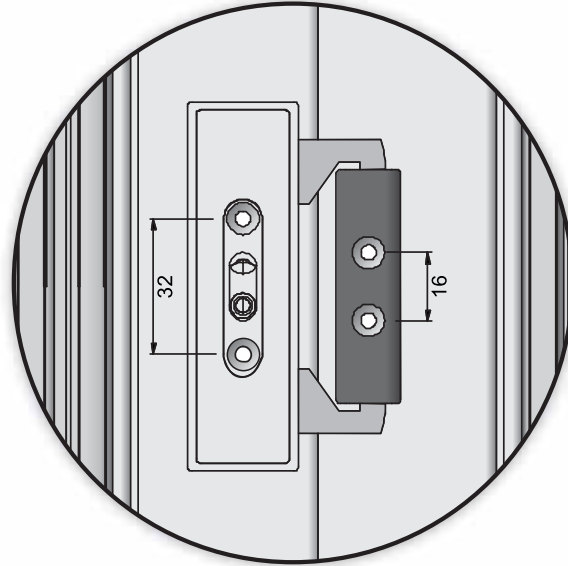
464155000	black / schwarz	100
-----------	-----------------	-----

System 415

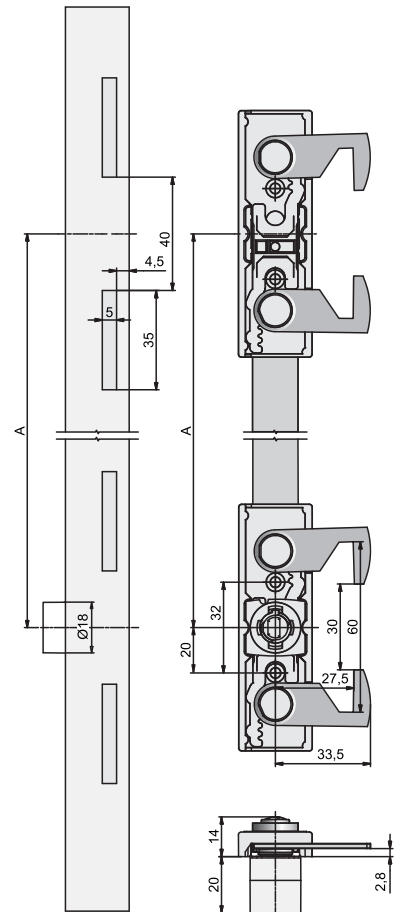
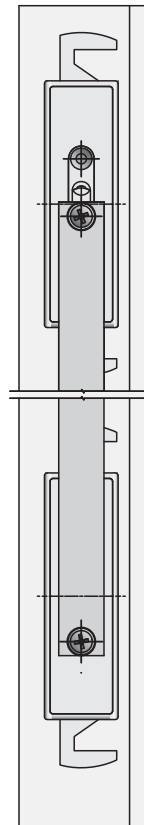
Application example
Anwendungsbeispiel



Multi-point lock
Mehrpunktverriegelung



A = min. 300 mm
max. 800 mm

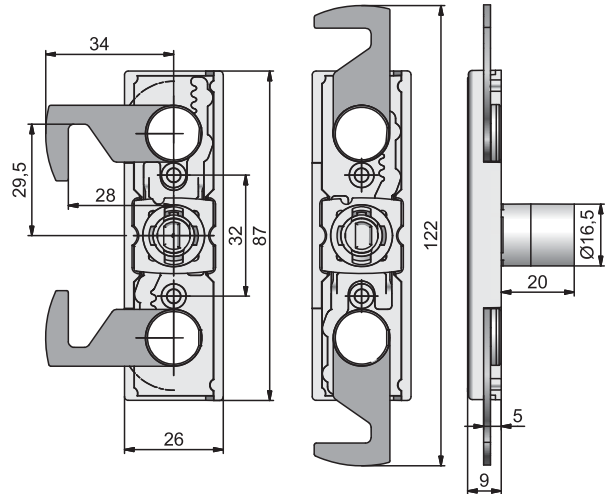
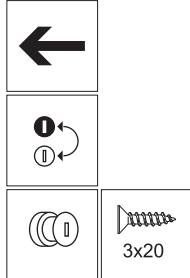


System 415



Roller shutter lock 415
Rolljalousieschloss 415

Order-No. Bestell-Nr.	Finish Oberfläche	BQ VE
1441542001 ←	nickel plated / vernickelt	50



System components

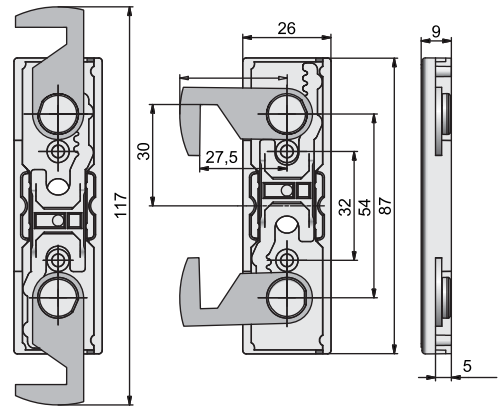
Systembauteile



Locking component 4150
Verriegelungselement 4150



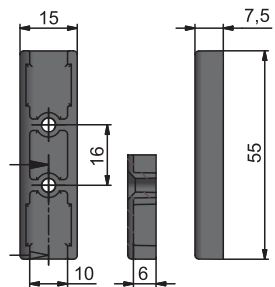
444150000	nickel plated / vernickelt	50
-----------	----------------------------	----



Stopper 4155
Anschlag 4155



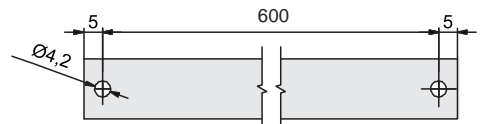
464155000	black / schwarz	100
-----------	-----------------	-----



Bar 41.5
Stange 41.5

Further lengths on request / Weitere Längen auf Anfrage

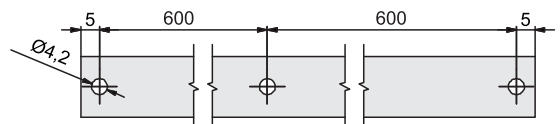
434106005	50
-----------	----



Bar 41.6
Stange 41.6

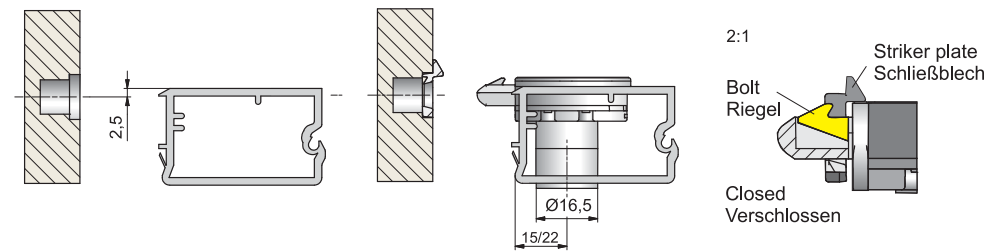
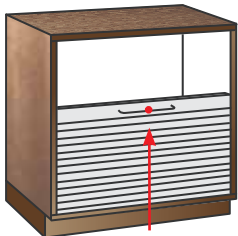
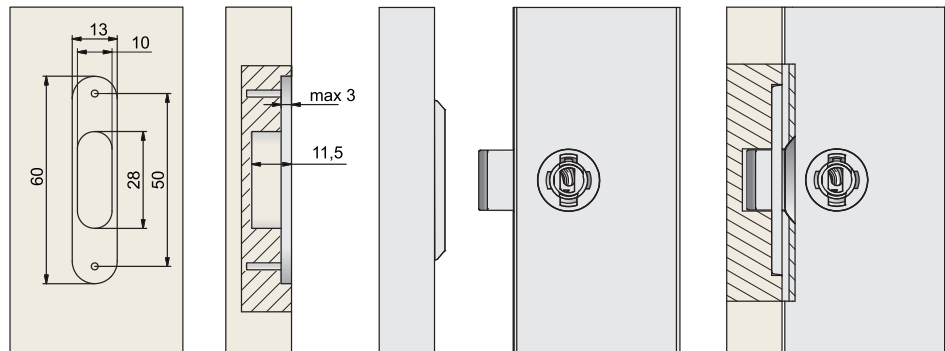
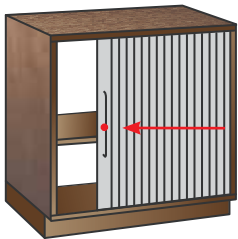
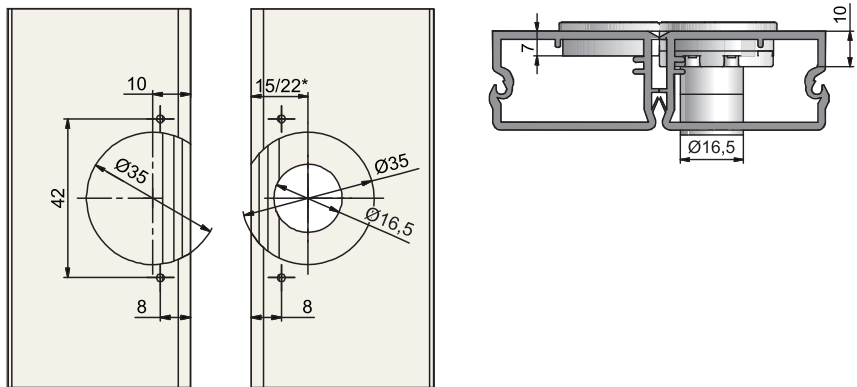
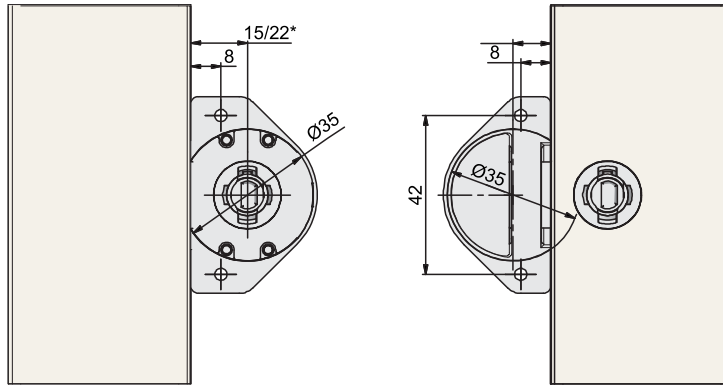
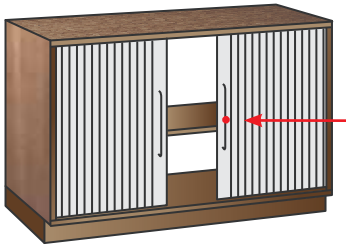
Further lengths on request / Weitere Längen auf Anfrage

434106006	50
-----------	----



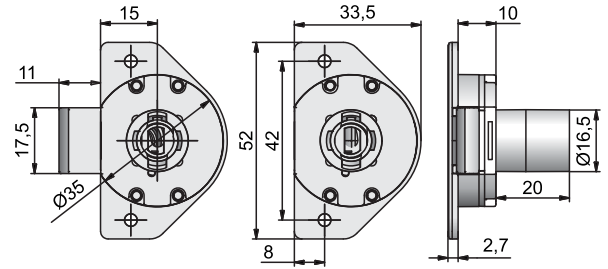
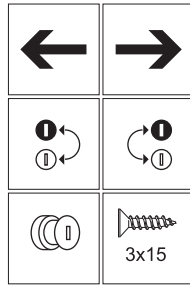
Type 416

Application example
Anwendungsbeispiel



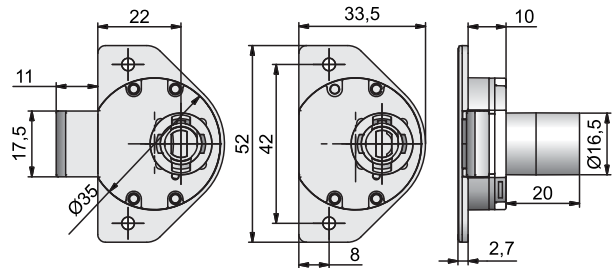
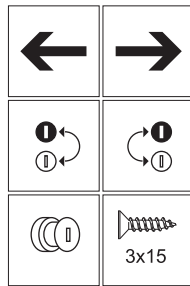
Type 416

Order-No. Bestell-Nr.	Finish Oberfläche	BQ VE
--------------------------	----------------------	----------



Tambour lock 416
Rolljalousieschloss 416

1441642151 ←	15 mm	nickel plated / vernickelt	50
1441642152 →	15 mm	nickel plated / vernickelt	50



Tambour lock 416
Rolljalousieschloss 416

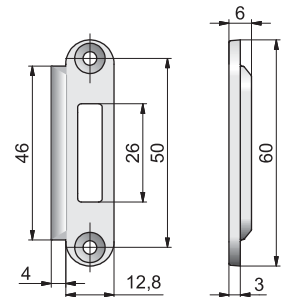
1441642221 ←	22 mm	nickel plated / vernickelt	50
1441642222 →	22 mm	nickel plated / vernickelt	50

System components

Systembauteile



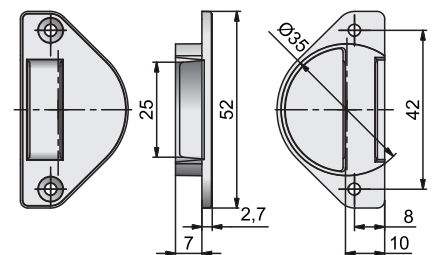
Striker plate 4161
Schließblech 4161



444161000	nickel plated / vernickelt	250
------------------	----------------------------	-----



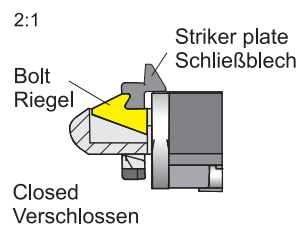
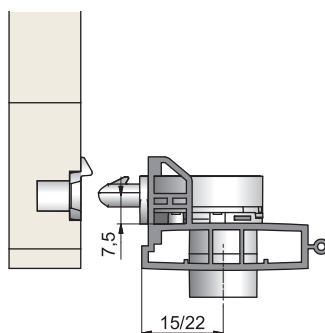
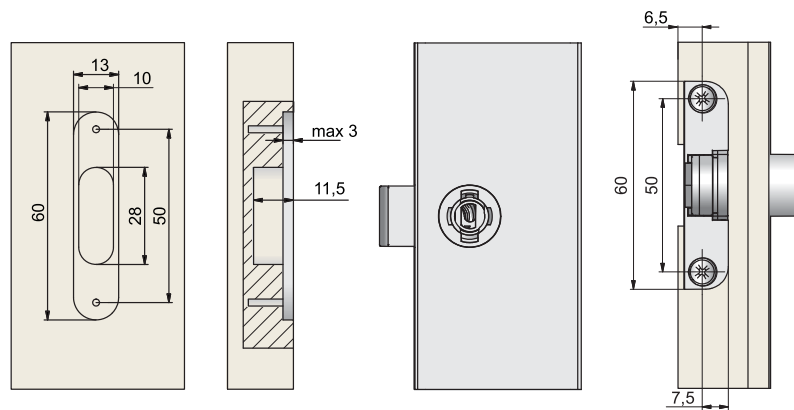
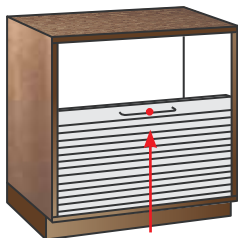
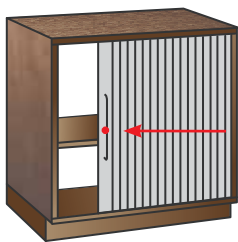
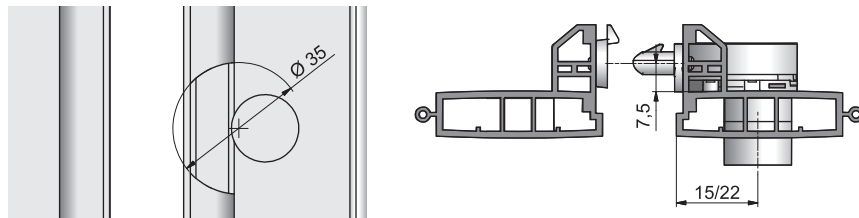
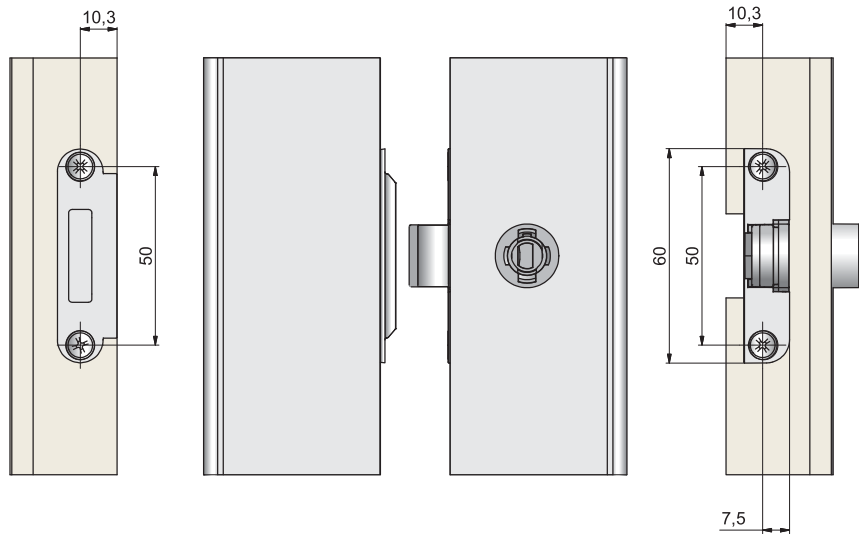
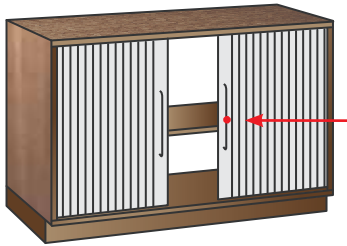
Striker plate 4165
Schließblech 4165



444165000	nickel plated / vernickelt	100
------------------	----------------------------	-----

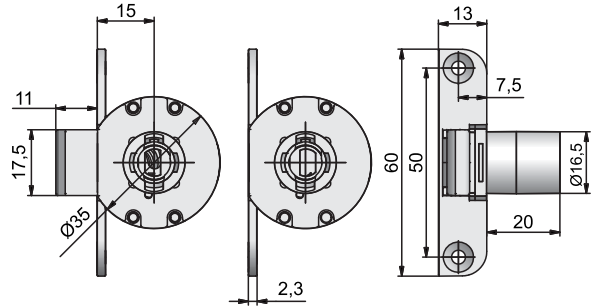
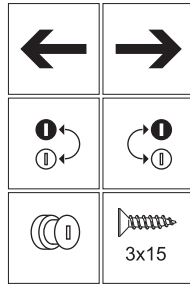
Type 416.1

Application example
Anwendungsbeispiel



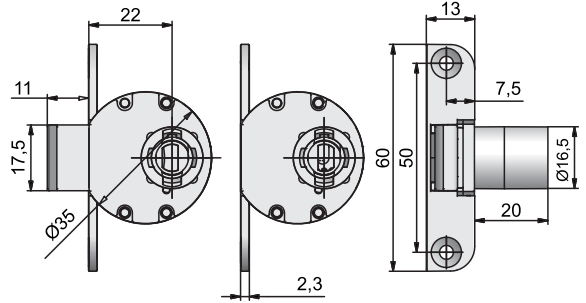
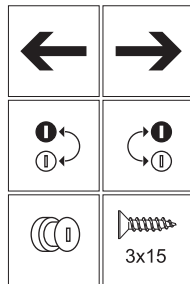
Type 416.1

Order-No. Bestell-Nr.	Finish Oberfläche	BQ VE
--------------------------	----------------------	----------



Tambour lock 416.1
Rolljalousieschloss 416.1

1441641151 ←	15 mm	nickel plated / vernickelt	50
1441641152 →	15 mm	nickel plated / vernickelt	50



Tambour lock 416.1
Rolljalousieschloss 416.1

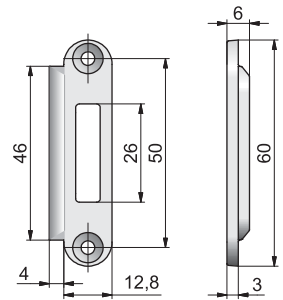
1441641221 ←	22 mm	nickel plated / vernickelt	50
1441641222 →	22 mm	nickel plated / vernickelt	50

System components

Systembauteile



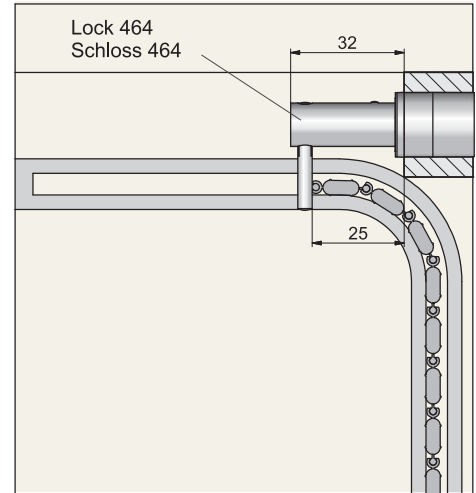
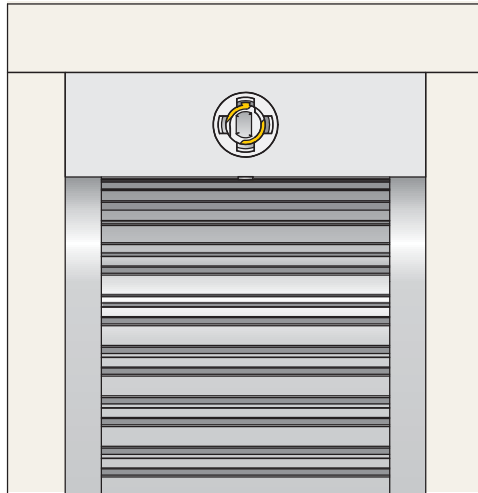
Striker plate 4161
Schließblech 4161



444161000	nickel plated / vernickelt	50
------------------	----------------------------	----

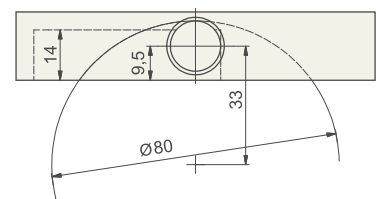
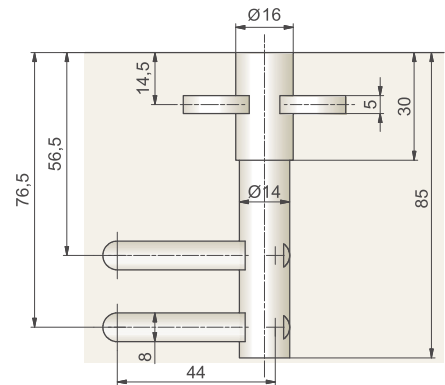
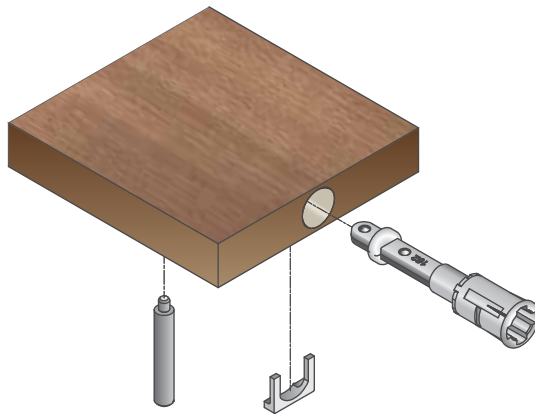
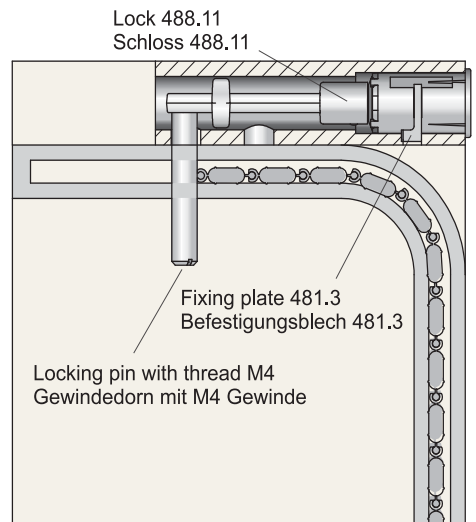
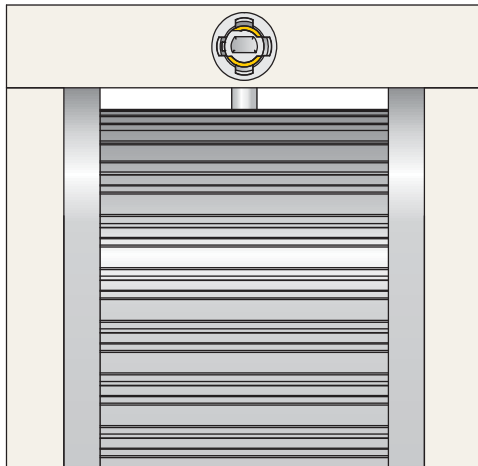
Type 464

Application example
Anwendungsbeispiel



Type 488

Application example
Anwendungsbeispiel



Detent pins on request / Sperrstifte auf Anfrage

Type 464

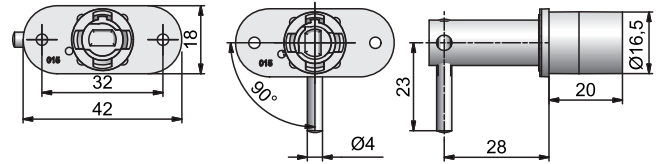
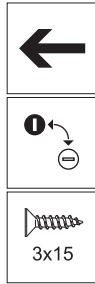


Cylinder lock 464
Zylinderverschluss 464

Order-No.
Bestell-Nr.

Finish
Oberfläche

BQ
VE



1446442001 ←

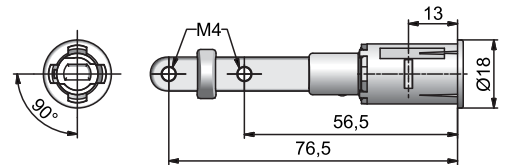
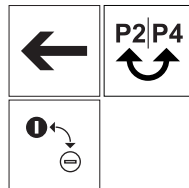
nickel plated / vernickelt

50

Type 488



Cylinder lock 488.11
Zylinderverschluss 488.11



1448840020 ←

nickel plated / vernickelt

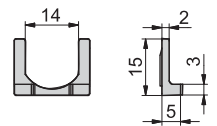
50

System components

Systembauteile



Fixing plate 481.3
Befestigungsblech 481.3



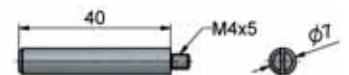
444810030

nickel plated / vernickelt

50



Locking pin with thread M4
Dorn mit M4 Gewinde



404107405

Steel / Stahl

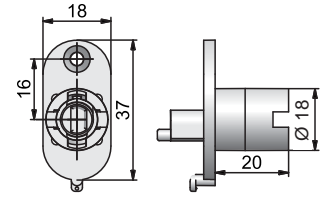
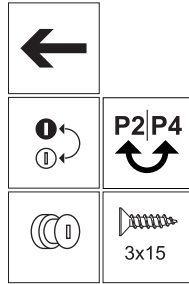
50

Type 590

Order-No. Bestell-Nr.	Finish Oberfläche	BQ VE
--------------------------	----------------------	----------



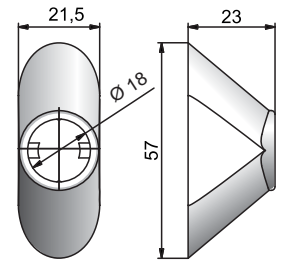
Tambour lock 590
Rolljalousieschloss 590



145902005 ←	nickel plated / vernickelt	50
-------------	----------------------------	----



Cover 590.1
Abdeckung 590.1



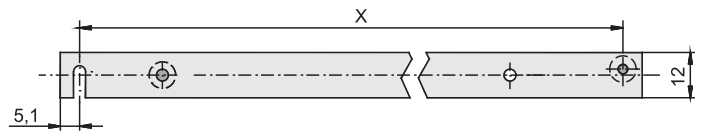
545900001	nickel plated / vernickelt	50
-----------	----------------------------	----

System components

System components Rehau
Systembauteile Rehau



Lifting bar 58.5
Hubstange 58.5

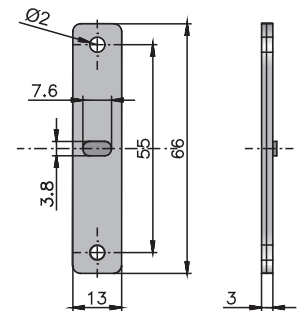


Calculation of lifting bar 58.5 length on request / Berechnung Hubstange 58.5 auf Anfrage

405809005		50
-----------	--	----



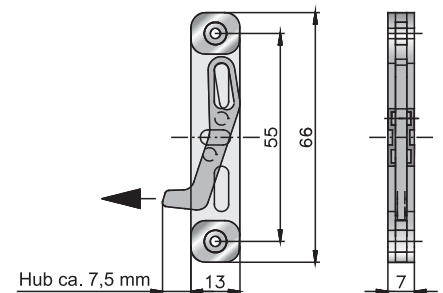
Spacer 594
Distanzplatte 594



465940002		50
-----------	--	----



Wedge 594.1
Kulisse 594.1





445940001		50
-----------	--	----

Type 416 / 416.1

The lock program for roller shutters
... a lock for all market requirements

Das Schlossprogramm für Rolljalousien
... universell einsetzbar

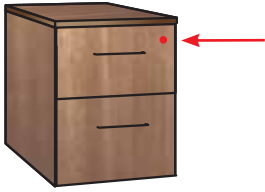


Central locking systems
Containerverschlüsse



System 42

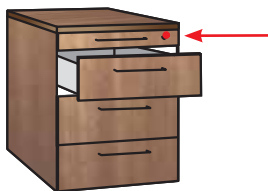
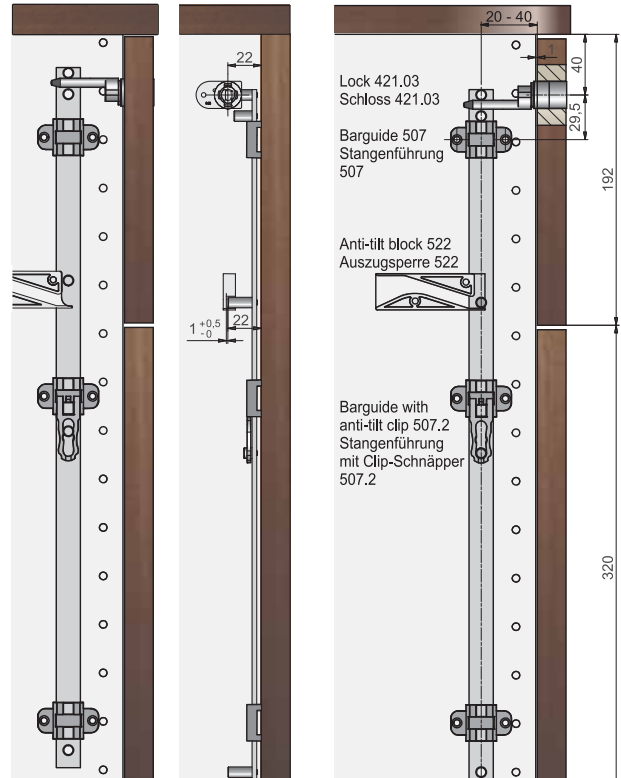
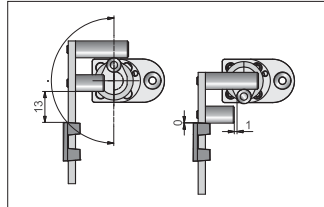
Application example
Anwendungsbeispiel



Surface mounted locking bar
Zentralverschlussstange aufliegend

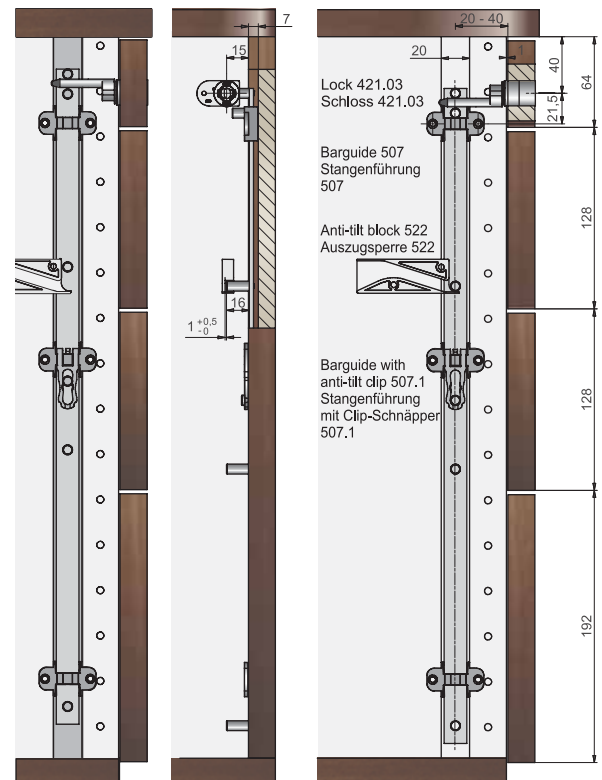
Pedestal without pen tray
Container ohne Materialschub

Stroke 13 mm
Verschlusshub 13 mm



Pedestal with pen tray
Container mit Materialschub

Recessed locking bar
Zentralverschlussstange eingelassen



Other dimensions based on other system components on request.
Weitere Komponenten, Einbauzeichnungen erhalten Sie auf Anfrage.

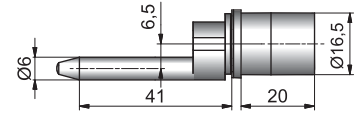
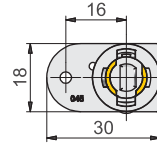
System 42

Central locking
Zentralverschluss



Lock 421.03
Schloss 421.03

Order-No. Bestell-Nr.	Finish Oberfläche	BQ VE
--------------------------	----------------------	----------



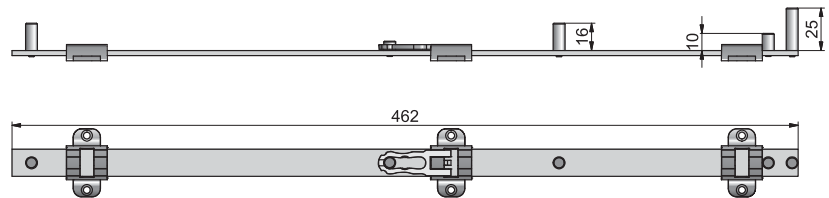
1442142031 ←	nickel plated / vernickelt	50
---------------------	----------------------------	----

System components

Systembauteile



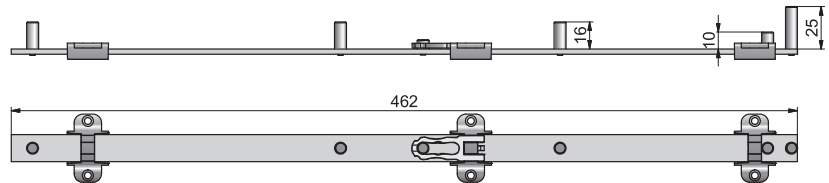
Locking bar 42
Verschlussstange 42



surface mounted / aufliegend		
404246850	462 mm	Steel / Stahl
		100



Locking bar 42
Verschlussstange 42

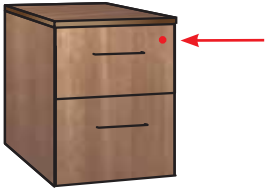


recessed / innenliegend		
404246840	462 mm	Steel / Stahl
		100

Further lengths on request / Weitere Längen auf Anfrage

System 47

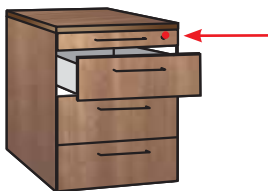
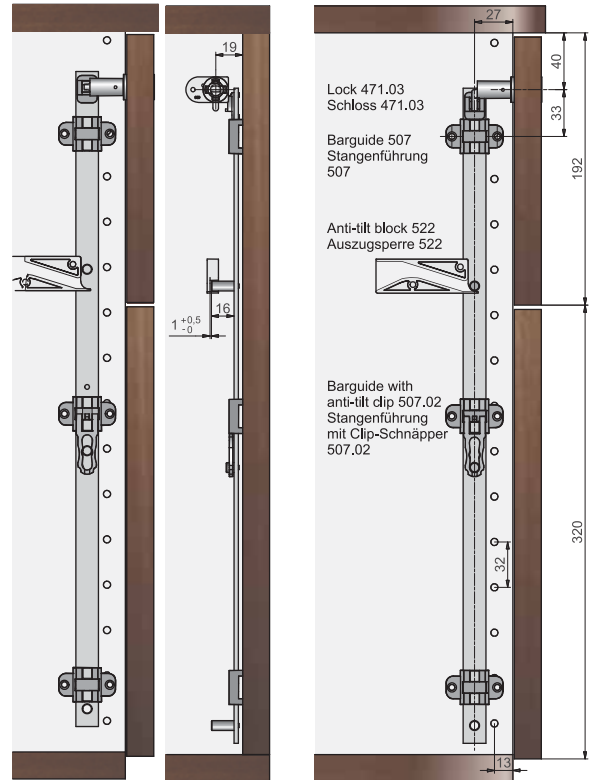
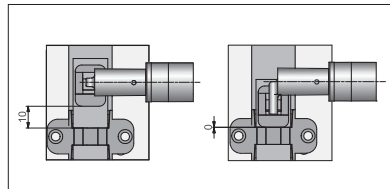
Application example
Anwendungsbeispiel



Pedestal without pen tray
Container ohne Materialschub

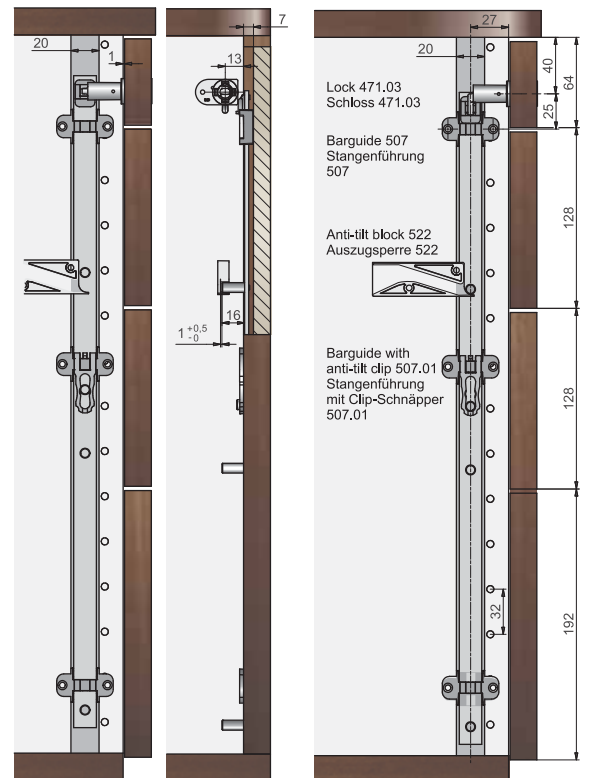
Surface mounted locking bar
Zentralverschlussstange aufliegend

Stroke 10 mm
Verschlusshub 10 mm



Pedestal with pen tray
Container mit Materialschub

Recessed locking bar
Zentralverschlussstange eingelassen



Other dimensions based on other system components on request.
Weitere Komponenten, Einbauzeichnungen erhalten Sie auf Anfrage.

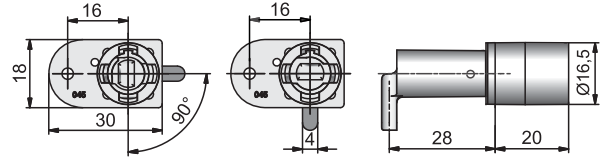
System 47

Central locking
Zentralverschluss



Lock 471.03
Schloss 471.03

Order-No. Bestell-Nr.	Finish Oberfläche	BQ VE
--------------------------	----------------------	----------



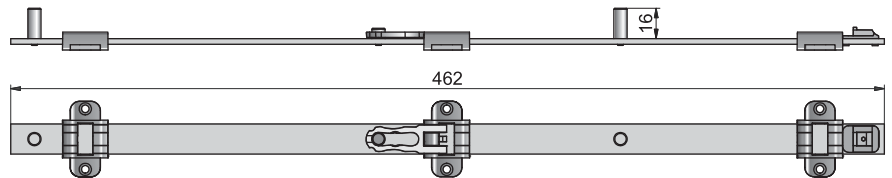
1447142031 ←	nickel plated / vernickelt	50
--------------	----------------------------	----

System components

Systembauteile



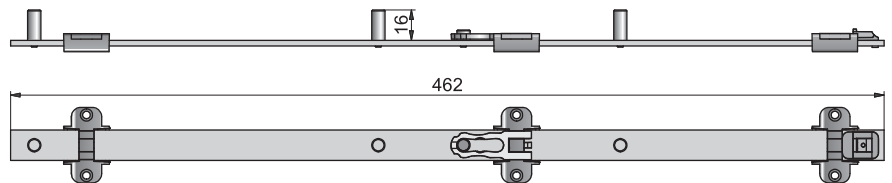
Locking bar 47.4
Verschlussstange 47.4



404747384	Steel / Stahl	50
-----------	---------------	----



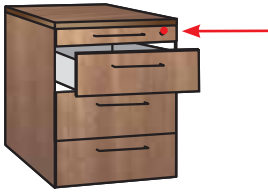
Locking bar 47.4
Verschlussstange 47.4



404747374	Steel / Stahl	50
-----------	---------------	----

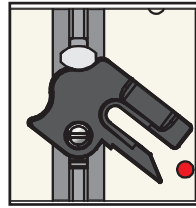
SVS 3

Application example
Anwendungsbeispiel

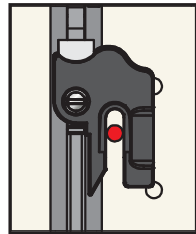


Pedestal with pen tray /
Unterbaucontainer mit
Materialschub

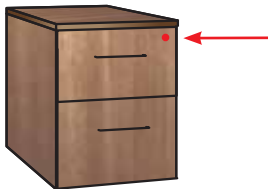
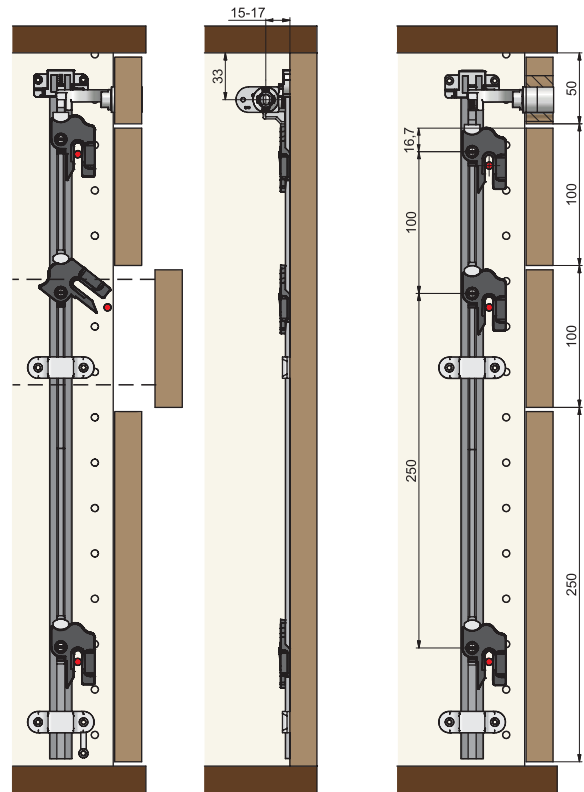
Surface mounted locking bar /
Zentralverschlussstange
aufliegend



Open drawer /
Schubkasten geöffnet

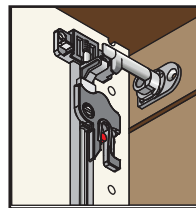


Closed drawer /
Schubkasten geschlossen

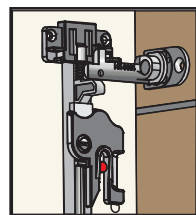


Pedestal without pen tray /
Unterbaucontainer ohne
Materialschub

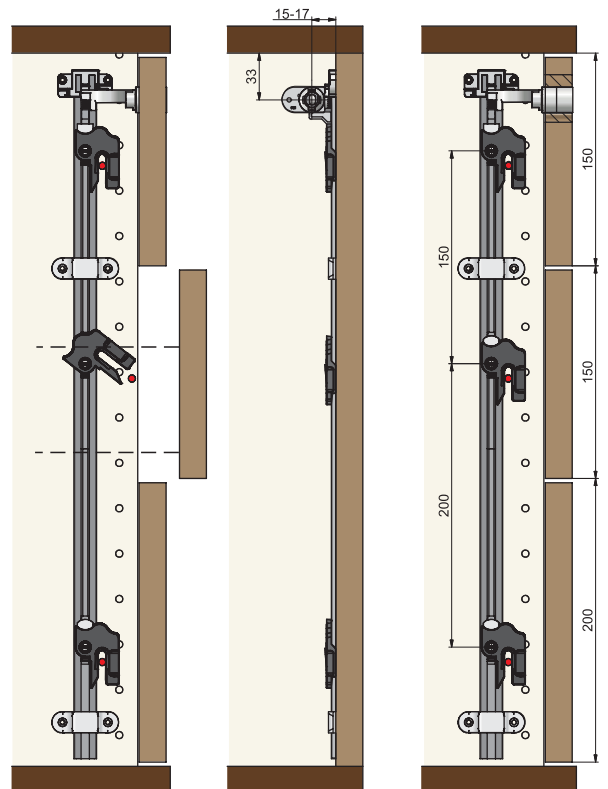
Recessed locking bar /
Zentralverschlussstange
eingelassen



open / offen



closed / geschlossen



SVS 3

Central locking
Zentralverschluss

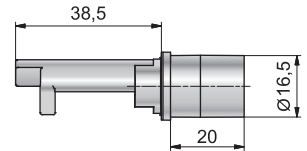
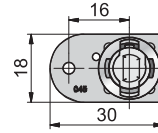
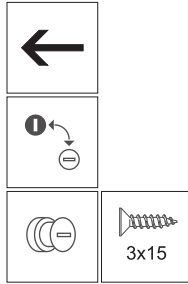


Lock 429.09
Schloss 429.09

Order-No.
Bestell-Nr.

Finish
Oberfläche

BQ
VE



1442942091 ←

nickel plated / vernickelt

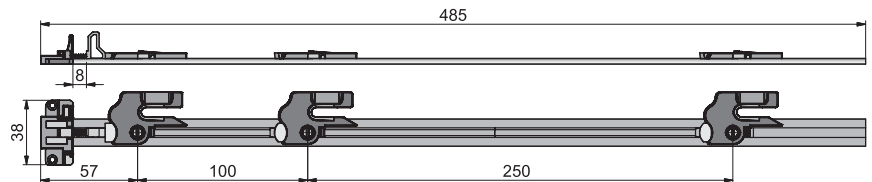
50

System components

Systembauteile



HE 1-2-2-5
Locking bar 0952
Schließstange 0952

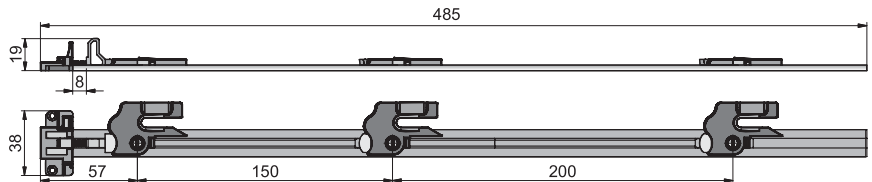


4383118201

50



HE 3-3-4
Locking bar 0952
Schließstange 0952

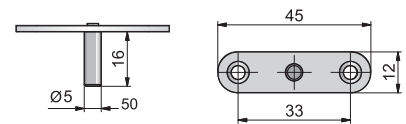


4383118211

50



952.001
Security peg for wooden
drawers
Sperrstift für Holzschubladen



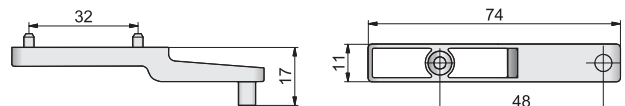
439520001

Steel / Stahl

50



952.002
security peg for steel frames
Sperrstift für Stahlzargen



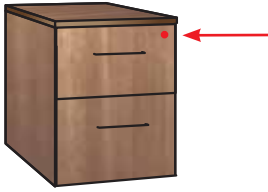
4683003720

black / schwarz

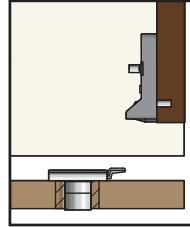
50

SVS ELEVON

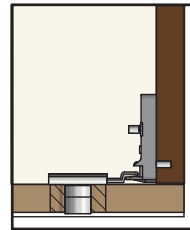
Application example
Anwendungsbeispiel



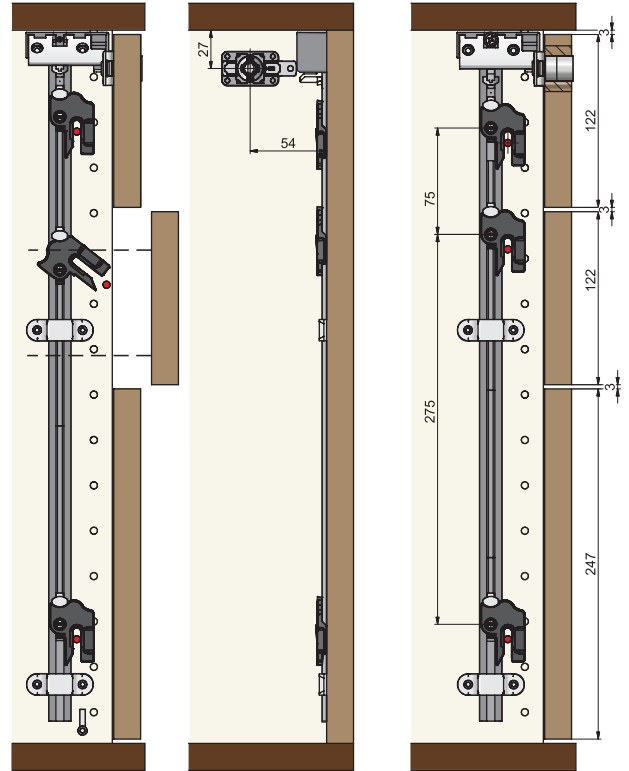
Pedestal without pen tray /
Unterbaucontainer ohne
Materialschub



open / offen



closed / geschlossen



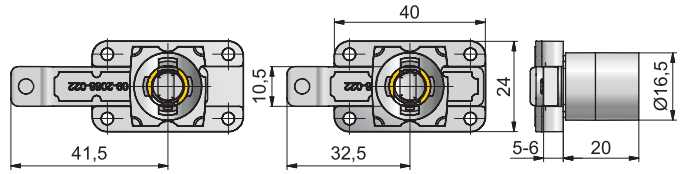
SVS ELEVON

Central locking
Zentralverschluss



Lock 430
Schloss 430

Order-No. Bestell-Nr.	Finish Oberfläche	BQ VE
--------------------------	----------------------	----------



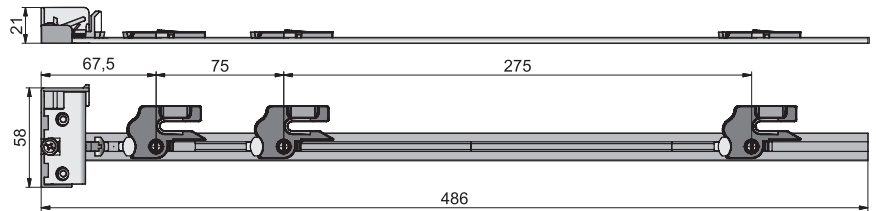
1643042001 ←	nickel plated / vernickelt	50
--------------	----------------------------	----

System components

Systembauteile



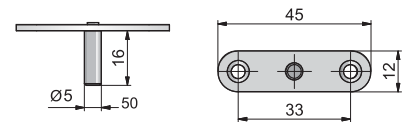
HE 3-3-4
Locking bar 0952
Schließstange 0952



4383118251		50
------------	--	----



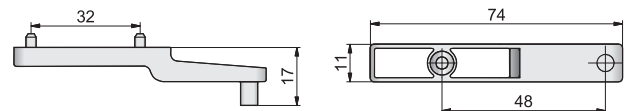
Security peg for wooden
drawers
Sperrstift für Holzschubladen



439520001	Steel / Stahl	50
-----------	---------------	----



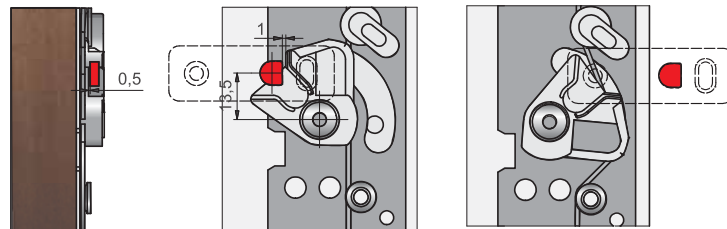
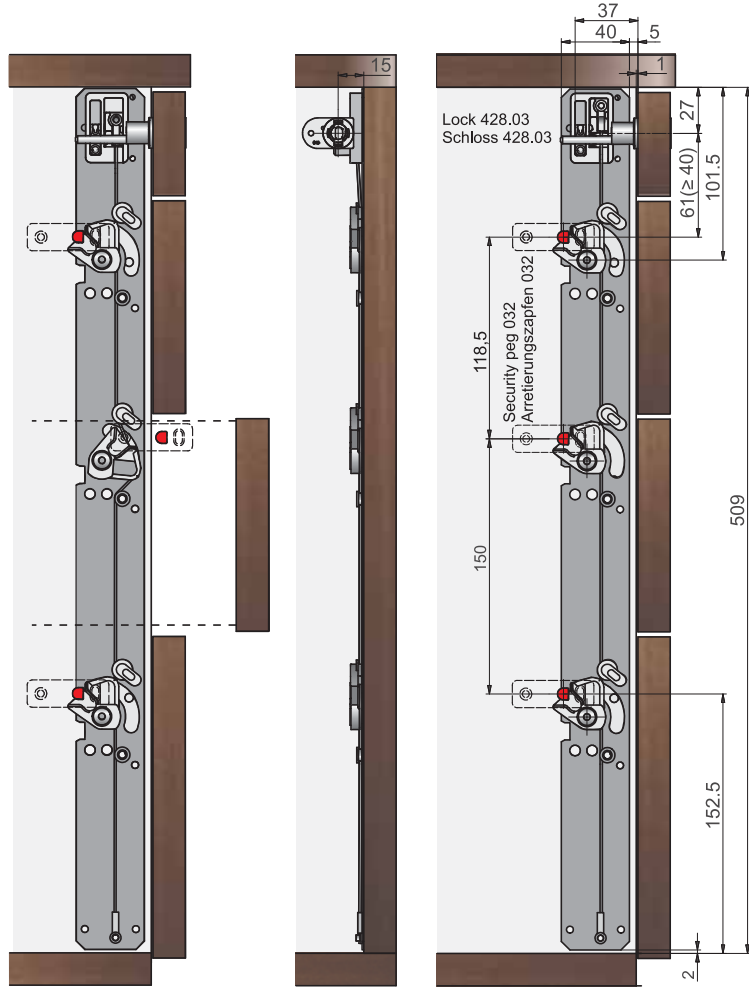
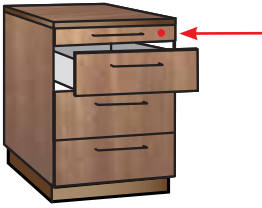
Security peg for steel frames
Sperrstift für Stahlzargen



4683003720	black / schwarz	50
------------	-----------------	----

Simultan Stop

Application example
Anwendungsbeispiel



Drawer open
Schubkasten geöffnet

Other installation situation on request / Weitere Einbausituationen erhalten Sie auf Anfrage

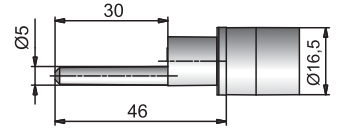
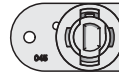
Simultan Stop

Central locking
Zentralverschluss



Lock 428.03
Schloss 428.03

Order-No. Bestell-Nr.	Finish Oberfläche	BQ VE
1442824031 ←	nickel plated / vernickelt	50

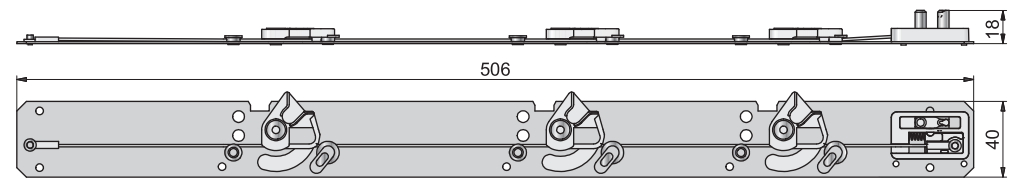


System components

Systembauteile



Simultan Stop

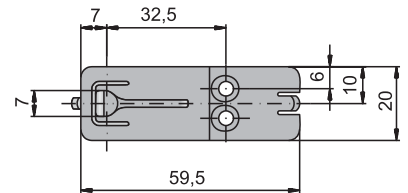
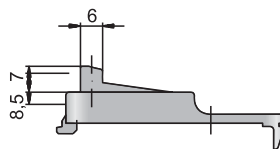


Further lengths on request / Weitere Längen auf Anfrage

492803501	506 mm	blackened / geschwärzt	100
-----------	--------	------------------------	-----



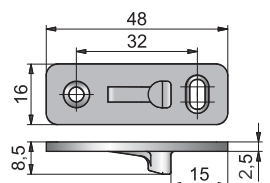
Security peg 030
Arretierungszapfen 030



462800300		black / schwarz	100
-----------	--	-----------------	-----



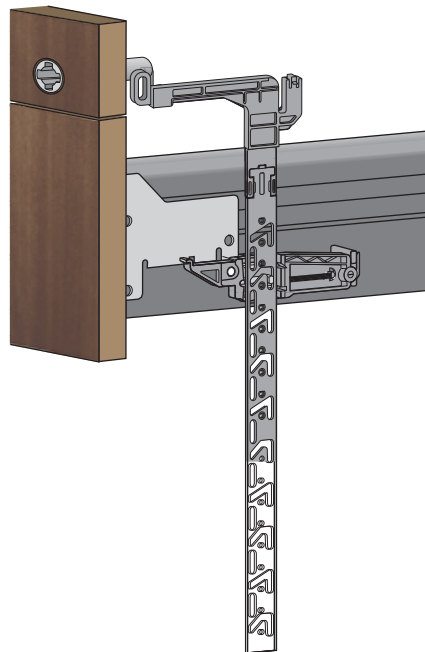
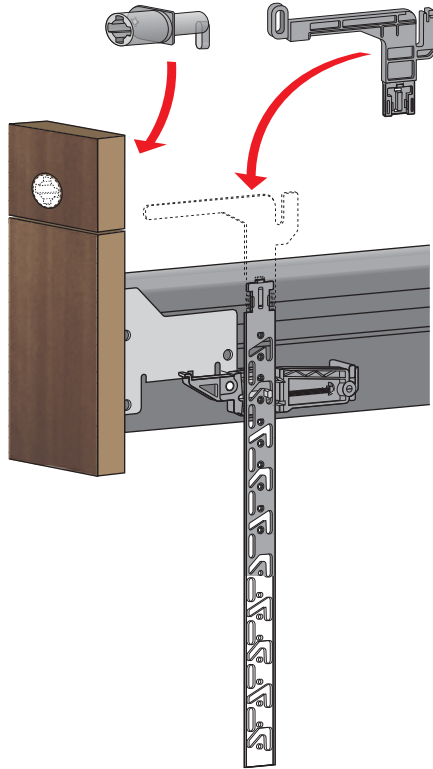
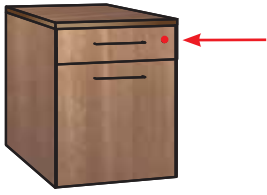
Security peg 032
Arretierungszapfen 032



462800320		black / schwarz	100
-----------	--	-----------------	-----

Systema Top

Central locking Hettich Systema Top 2000 Stop Control
Zentralverschluss Hettich Systema Top 2000 Stop Control



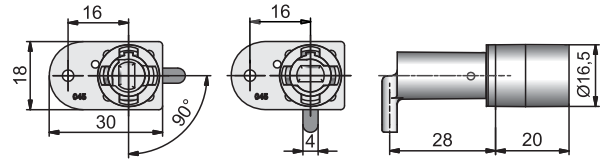
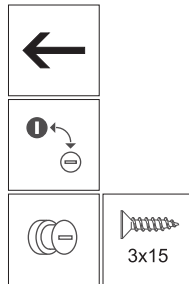
Type 471.03

Central locking
Zentralverschluss



Lock 471.03
Schloss 471.03

Order-No. Bestell-Nr.	Finish Oberfläche	BQ VE
--------------------------	----------------------	----------



1447142031 ←	nickel plated / vernickelt	50
---------------------	----------------------------	----

System components

Systembauteile

Central locking
Zentralverschluss



Locking pin
with thread M4

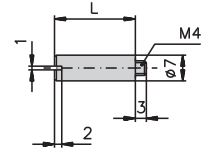
Gewindedorn
mit M4 Gewinde

Order-No.
Bestell-Nr.

Finish
Oberfläche

BQ
VE

404107063	6 mm
404107083	8 mm
404107103	10 mm
404107123	12 mm
404107143	14 mm
404107183	18 mm
404107223	22 mm
404107253	25 mm
404107313	31 mm

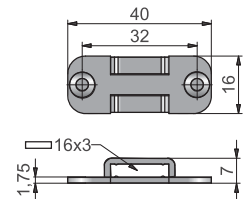
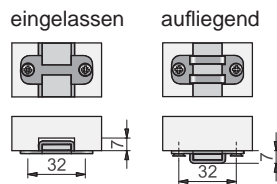


Steel / Stahl

250



Bar guide 503
Stangenführung 503



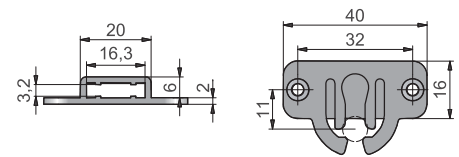
464105030

black / schwarz

200



Bar guide 503.1
Stangenführung 503.1



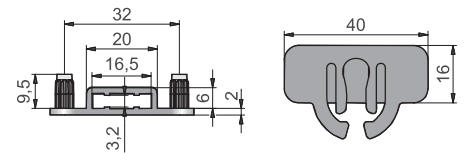
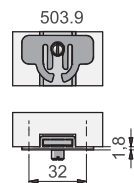
464105031

black / schwarz

2500



Bar guide 503.9
Stangenführung 503.9



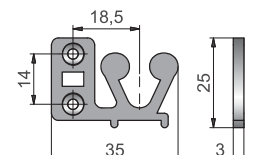
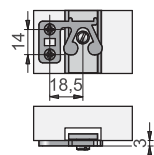
464105039

black / schwarz

2500



Anti-tilt clip 504
Stangenhalter 504



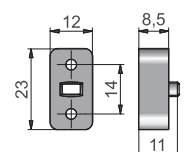
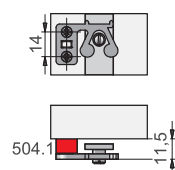
464105040

black / schwarz

1000



Spacer 504.1
Distanzstück 504.1



464105041

black / schwarz

100

System components

Systembauteile

Central locking
Zentralverschluss



Bar guide 507
Stangenführung 507

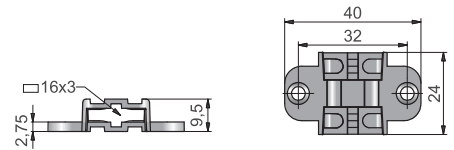
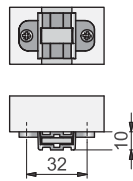
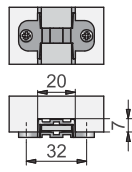
Order-No.
Bestell-Nr.

Finish
Oberfläche

BQ
VE

internally
eingelassen

surface
aufliegend

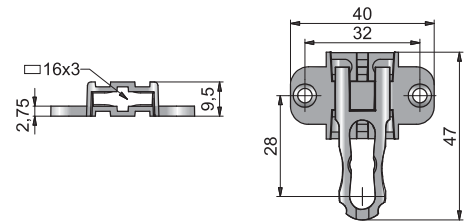
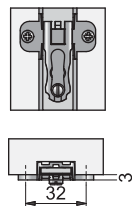


464105070

black / schwarz

250

internally
eingelassen

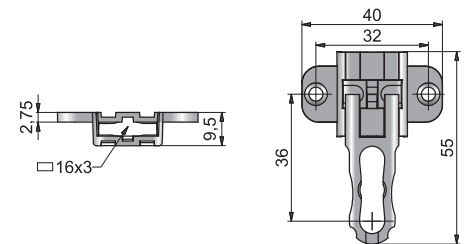
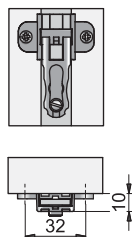


464105071

black / schwarz

250

surface
aufliegend

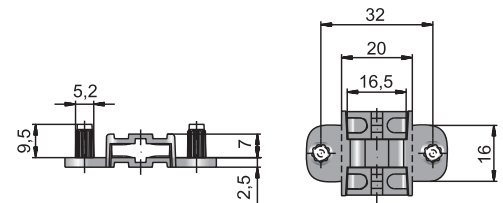
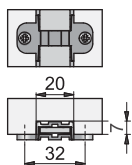


464105072

black / schwarz

250

internally
eingelassen



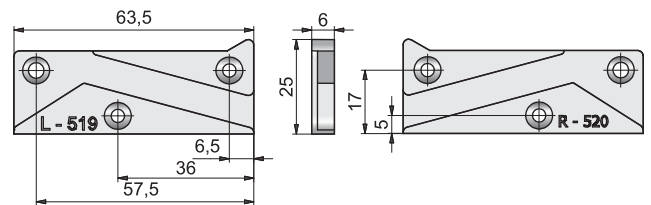
464195080

black / schwarz

250



Anti-tilt block 520
Auszugssperre 520



464105200 ←

black / schwarz

50

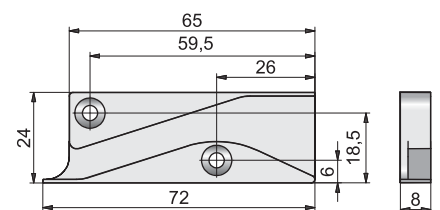
464105190 →

black / schwarz

50



Anti-tilt block 522
Auszugssperre 522



464105220

black / schwarz

100

Info



**SIMULTAN STOP
& SVS 3**

■ SVS Elevon

■ SVS 3

■ Simultan Stop

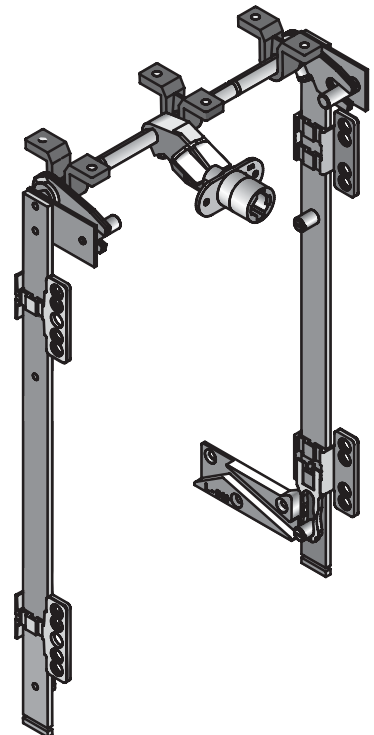
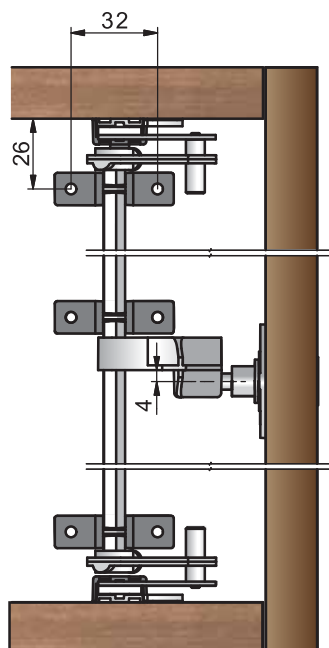
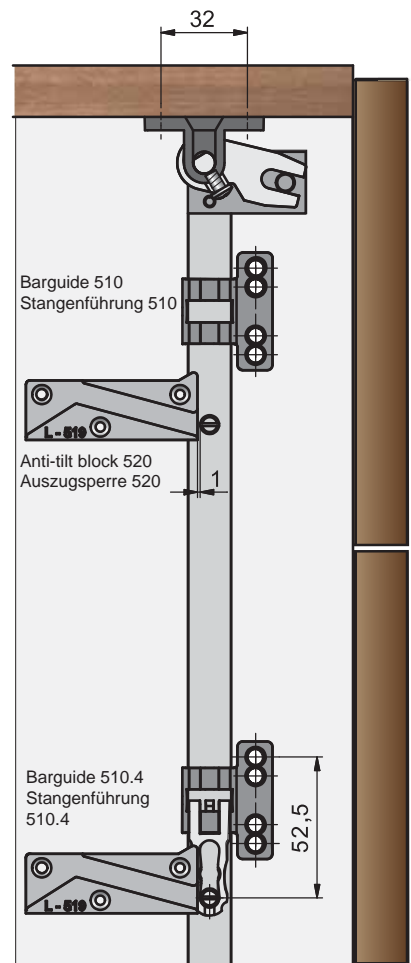
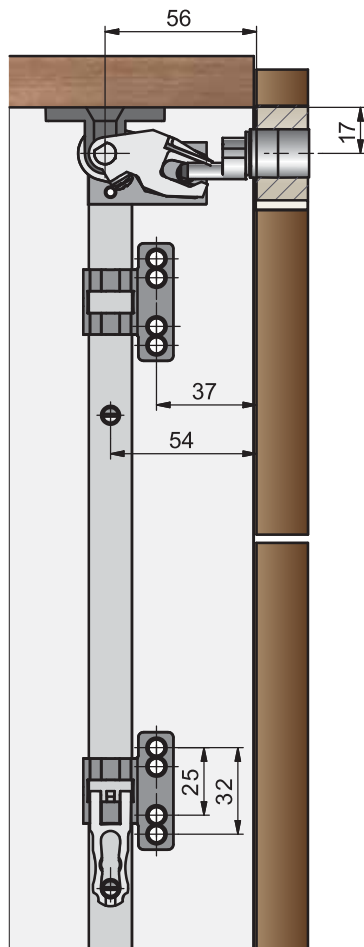
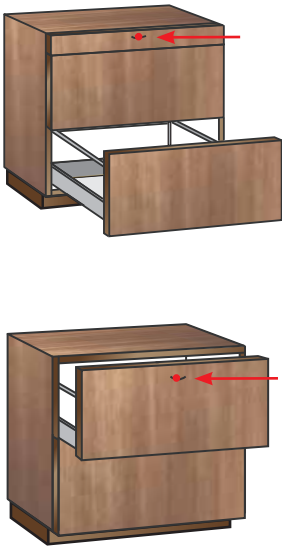


Filing cabinet locks
Karteischränkverschlüsse

10

System 551

Application example
Anwendungsbeispiel



Other dimensions based on other system components on request. System components see chapter 9.
Weitere Komponenten, Einbauzeichnungen erhalten Sie auf Anfrage. Systembauteile siehe Kapitel 9.

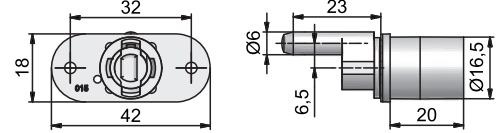
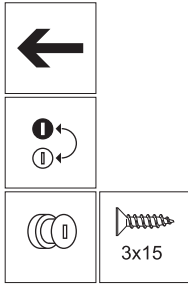
System 551

Central locking
Zentralverriegelung



Lock 427.01
Schloss 427.01

Order-No. Bestell-Nr.	Finish Oberfläche	BQ VE
--------------------------	----------------------	----------



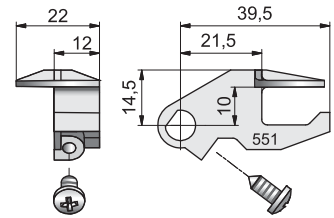
1442742011 ←	nickel plated / vernickelt	50
--------------	----------------------------	----

System components

Systembauteile



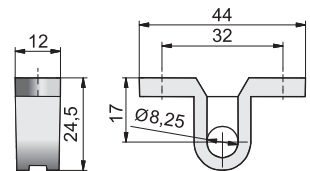
Activator 551
Sperrhebel 551



465515510	black / schwarz	100
-----------	-----------------	-----



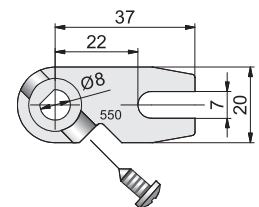
Bar support 552
Lagerbock 552



465515520	black / schwarz	100
-----------	-----------------	-----



Rod lift component 550
Mitnehmer 550



465515500	black / schwarz	100
-----------	-----------------	-----



Bar 8/7
Drehstange 8/7

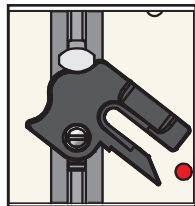
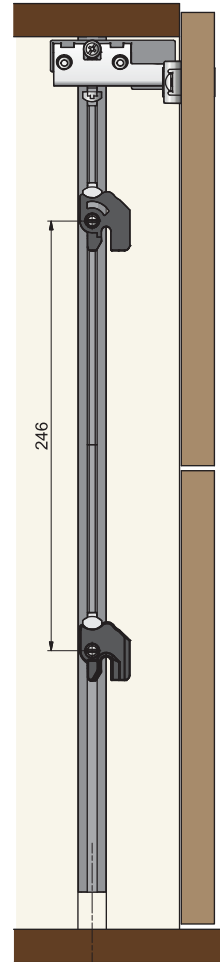
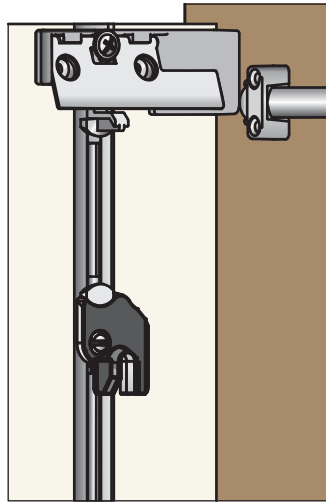
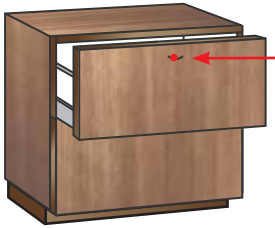


Further lengths on request / Weitere Längen auf Anfrage

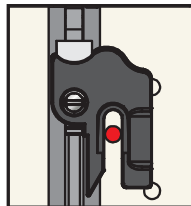
541000870	1000 mm	nickel plated / vernickelt	50
-----------	---------	----------------------------	----

SVS ELEVON

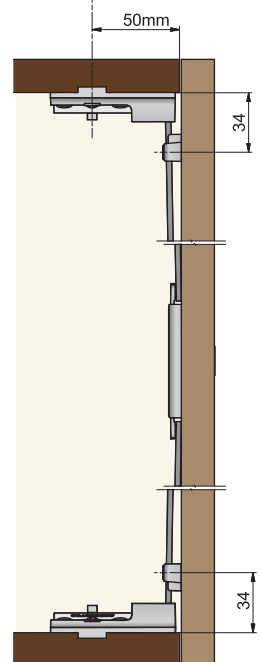
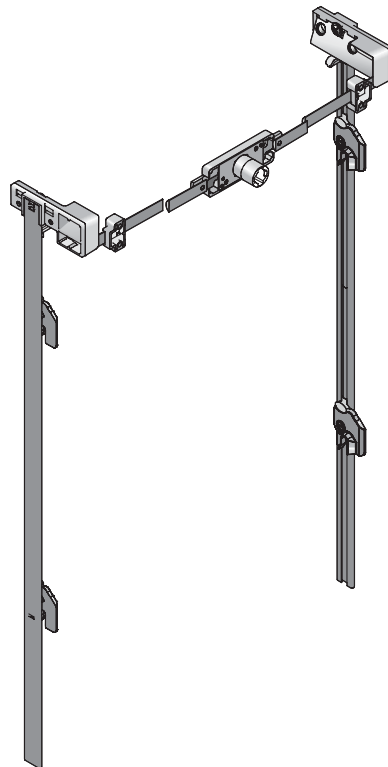
Central locking
Zentralverriegelung



Open drawer /
Schubkasten geöffnet



Closed drawer /
Schubkasten geschlossen



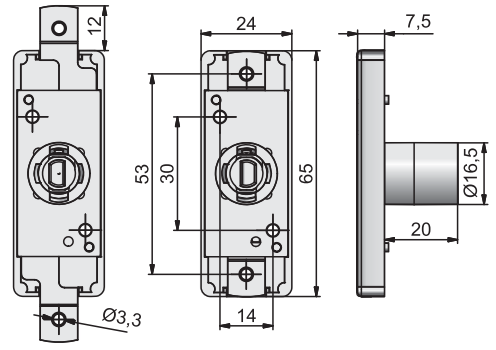
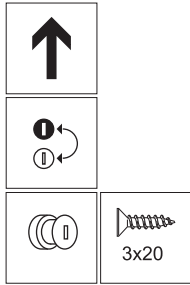
SVS ELEVON

Central locking
Zentralverriegelung



Shooting bar lock 292
Schubstangenschloss 292

Order-No. Bestell-Nr.	Finish Oberfläche	BQ VE
1429742003 ↑	nickel plated / vernickelt	50



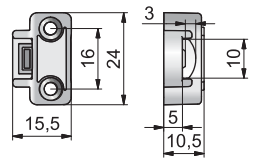
System components

System components SVS ELEVON
Systembauteile SVS ELEVON



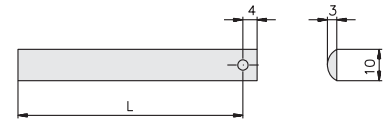
Rod guide 041.1
Stangenführung 041.1

562920411	black / schwarz	50
-----------	-----------------	----



Shooting bar 043
Schubstange 043

540600430	nickel plated / vernickelt	25
-----------	----------------------------	----

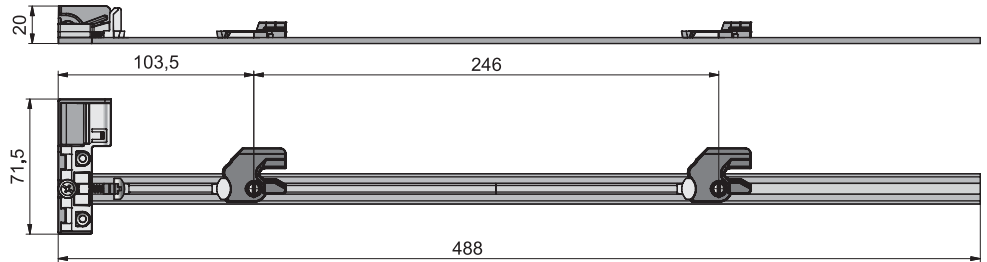


HE 4-4
Locking bar 0952
Schließstange 0952

4383118861	Steel / Stahl	50
------------	---------------	----

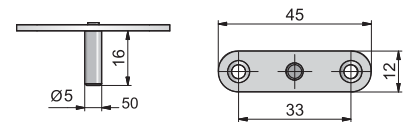
Bar left, no picture / Stange links, o. Abb.

4383118862	Steel / Stahl	50
------------	---------------	----



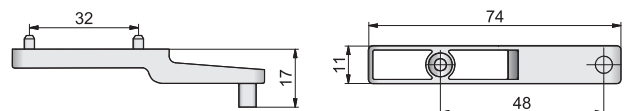
952.001
Security peg for wooden
drawers
Sperrstift für Holzschubladen

439520001	Steel / Stahl	50
-----------	---------------	----



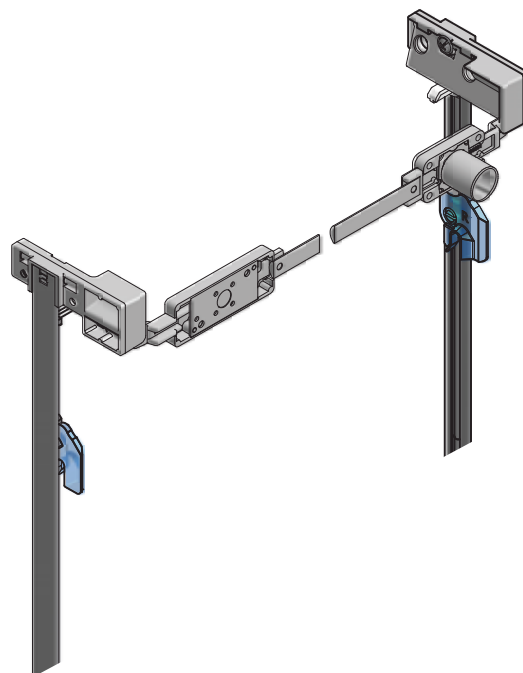
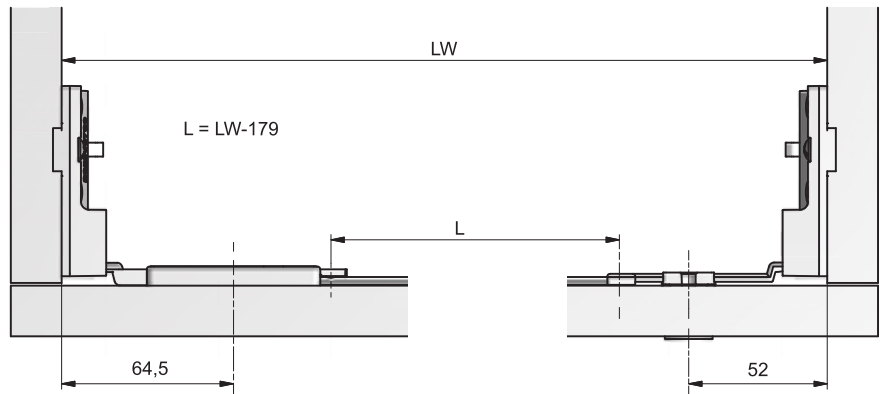
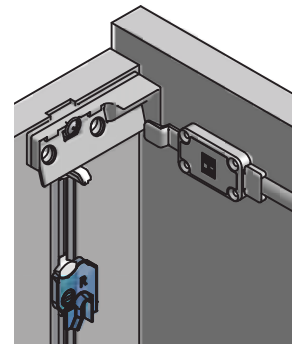
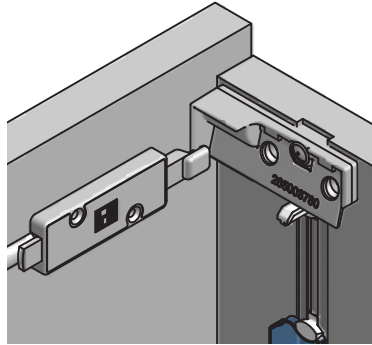
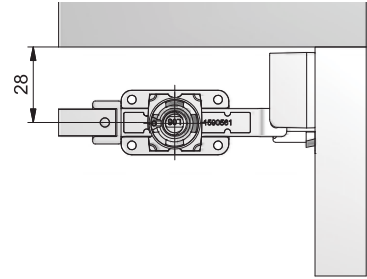
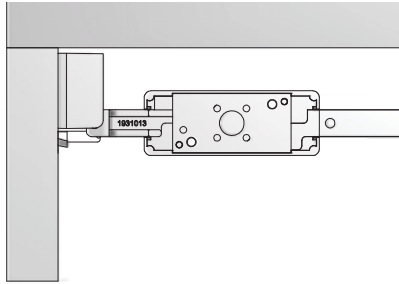
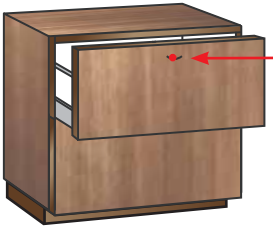
952.002
Security peg for steel frames
Sperrstift für Stahlzargen

469520002	black / schwarz	50
-----------	-----------------	----



System 43

Central locking
Zentralverriegelung




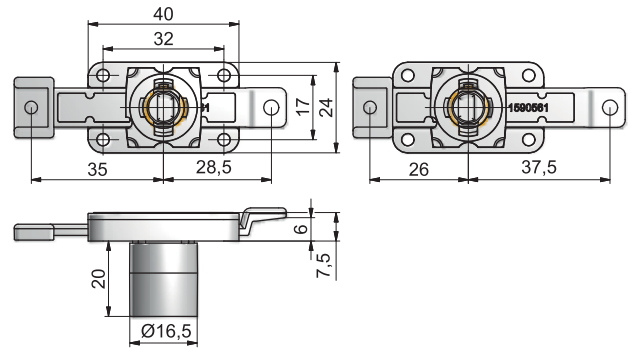
System 43

Central locking
Zentralverriegelung



Lock 430.01
Schloss 430.01

Order-No. Bestell-Nr.	Finish Oberfläche	BQ VE
--------------------------	----------------------	----------



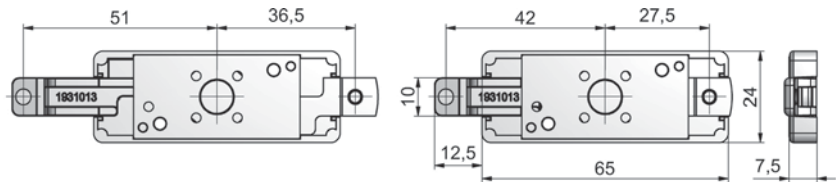
1643042011 ←	nickel plated / vernickelt	50
--------------	----------------------------	----

System components

Systembauteile



Return transmission 2920
Umkehrgetriebe 2920




442920000	black / schwarz	50
-----------	-----------------	----



Shooting bar 043.1
Schubstange 043.1

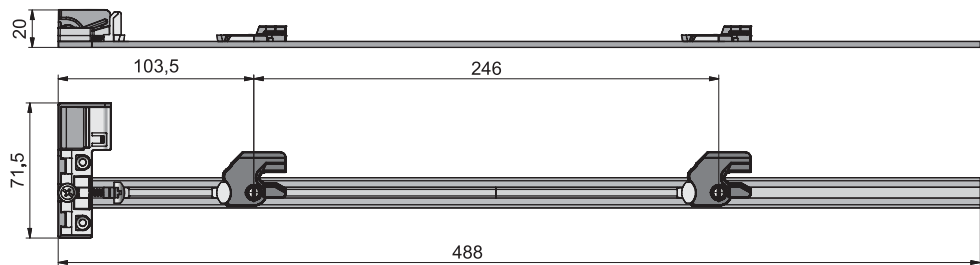
10x3
Steel solid section
Stahl Vollprofil



540600431	600 mm	nickel plated / vernickelt	50
540800431	800 mm	nickel plated / vernickelt	50



HE 4-4
Locking bar 952
Schließstange 952

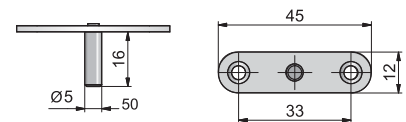


4383118861	Steel / Stahl	50
4383118862	Steel / Stahl	50

Bar left, no picture / Stange links, o. Abb.



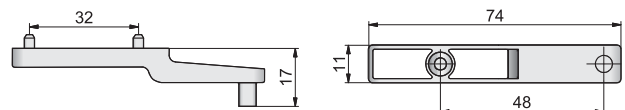
952.001
Security peg for wooden
drawers
Sperrstift für Holzschubladen



439520001	Steel / Stahl	50
-----------	---------------	----



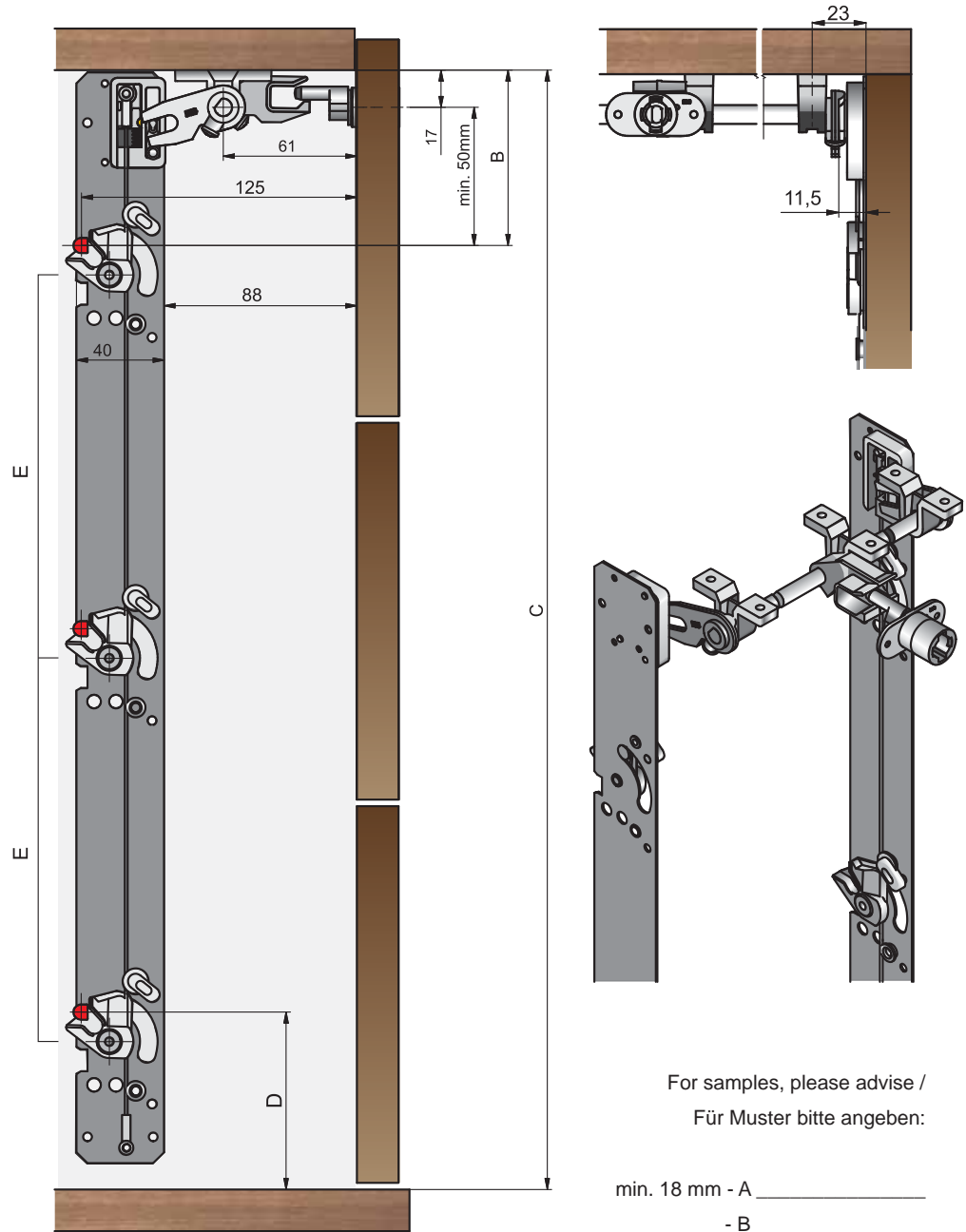
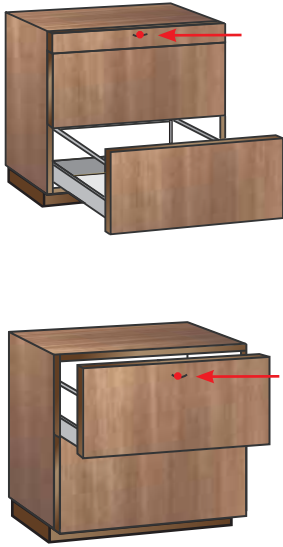
952.002
Security peg for steel frames
Sperrstift für Stahlzargen



469520002	black / schwarz	50
-----------	-----------------	----

Simultan Stop

Application example
Anwendungsbeispiel



For samples, please advise /
Für Muster bitte angeben:

min. 18 mm - A _____

- B _____

- C _____

min. 65 mm - D _____

Pitch between flippers / E _____

Höheneinteilungen / E _____

Other dimensions based on other system components on request. System components see chapter 9.
Weitere Komponenten, Einbauzeichnungen erhalten Sie auf Anfrage. Systembauteile siehe Kapitel 9.

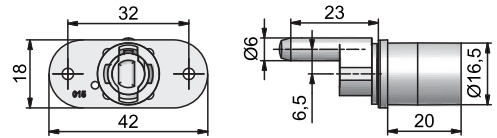
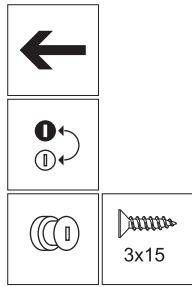
System 551

Central locking
Zentralverriegelung



Lock 427.01
Schloss 427.01

Order-No. Bestell-Nr.	Finish Oberfläche	BQ VE
1442742011 ←	nickel plated / vernickelt	100



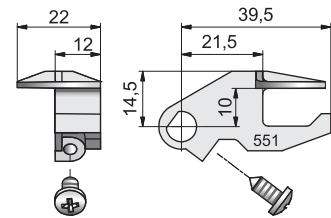
System components

Systembauteile



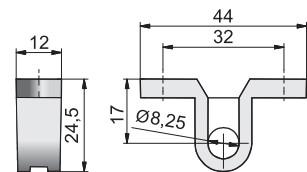
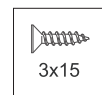
Activator 555
Sperrhebel 555

465515550	black / schwarz	100
-----------	-----------------	-----



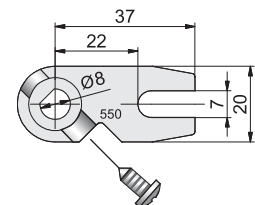
Bar support 552
Lagerbock 552

465515520	black / schwarz	100
-----------	-----------------	-----



Rod lift component 553
Mitnehmer 553

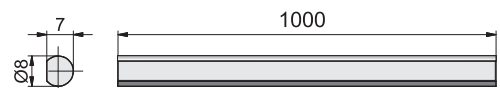
465535500	black / schwarz	100
-----------	-----------------	-----



Bar 8/7
Drehstange 8/7

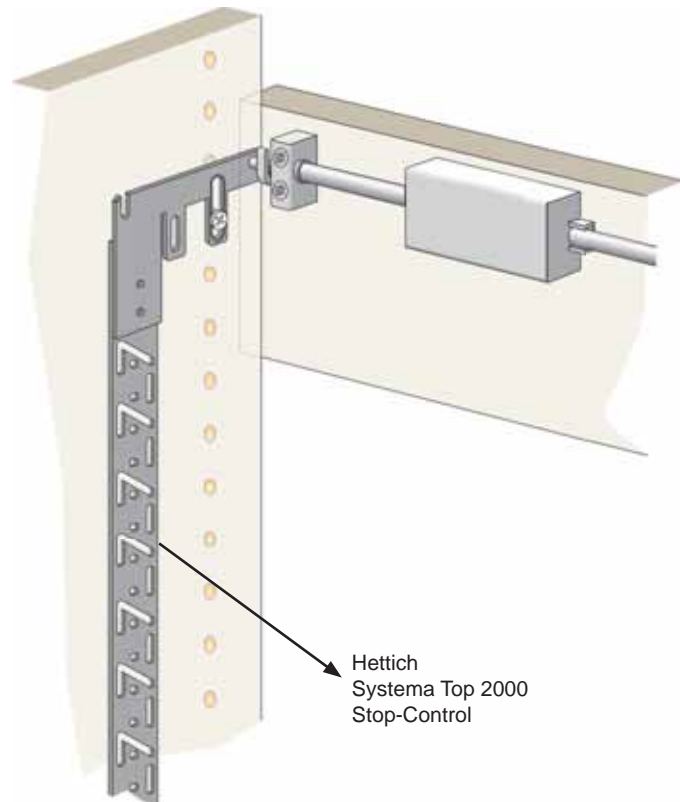
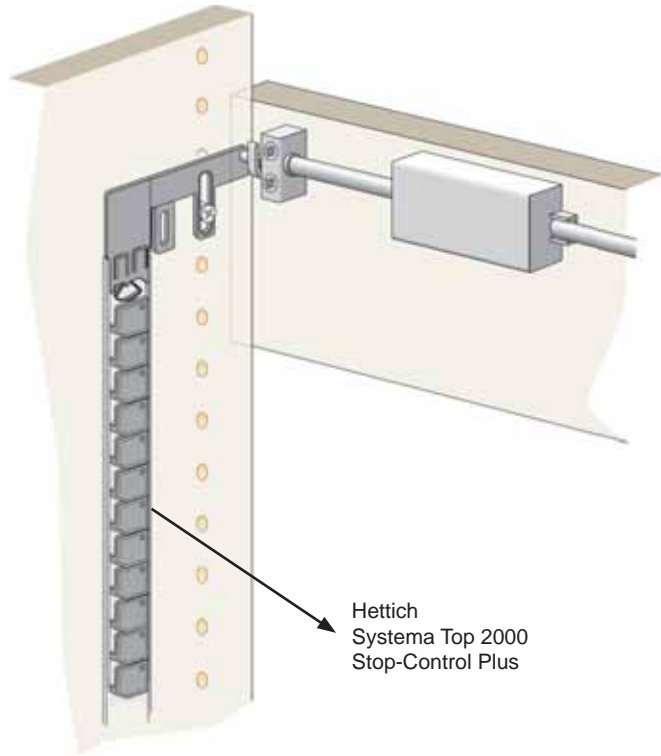
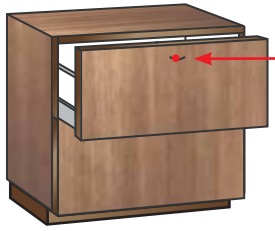
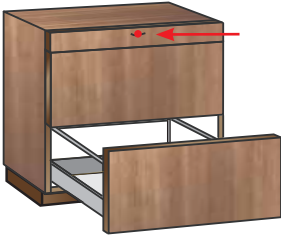
Further lengths on request / Weitere Länge auf Anfrage

541000870	1000 mm	nickel plated / vernickelt	50
-----------	---------	----------------------------	----



System 491

Application example
Anwendungsbeispiel



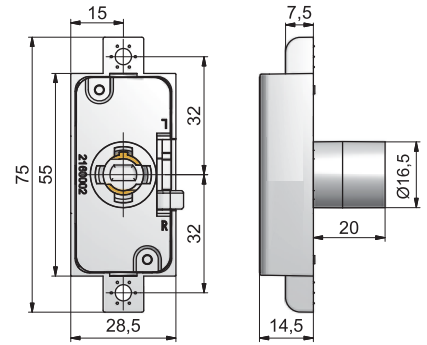
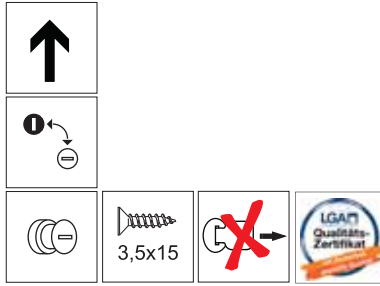
System 491

Central locking
Zentralverriegelung



Espagnolette lock 750
Drehstangenschloss 750

Order-No. Bestell-Nr.	Finish Oberfläche	BQ VE
--------------------------	----------------------	----------



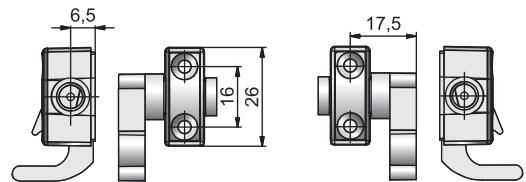
1475748001	15 mm	nickel plated / vernickelt	50
------------	-------	----------------------------	----

System components

Systembauteile



Rod lift component
513/514
Sperrhebel 513/514



Type 513

Type 514

Type 513	464405130 ←	nickel plated / vernickelt	100
Type 514	464405140 →	nickel plated / vernickelt	100



Bar 6/5
Drehstange 6/5



Further lengths on request / Weitere Längen auf Anfrage

541000591	1000 mm	nickel plated / vernickelt	50
-----------	---------	----------------------------	----

SVS ELEVON

REDUCED TO THE MAX



REDUCED TO THE MAX

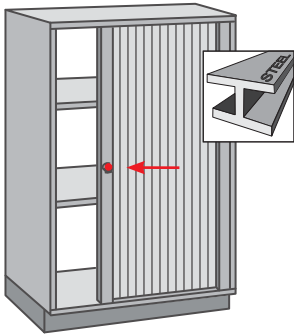


Steel furniture locks
Stahlmöbelschlösser

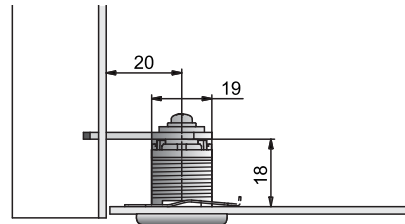

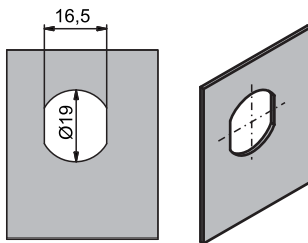


Type 30

Application example
Anwendungsbeispiel



Stamping configuration
Stanzbild



Design + Rotation
Design + Drehweg

180°

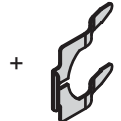


+

=

301

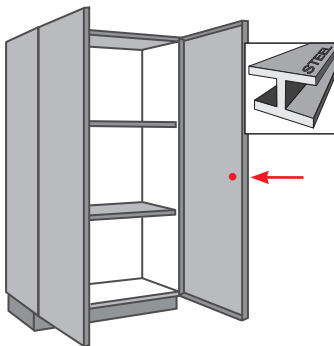
Fixing method
Art der Befestigung



+

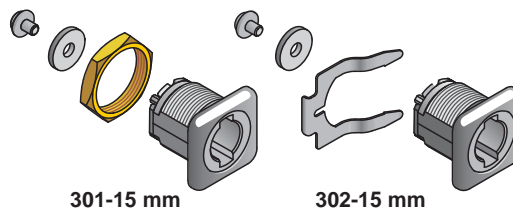
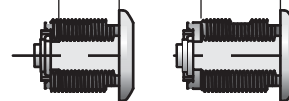
=

302



15 mm

20 mm



301-15 mm

302-15 mm

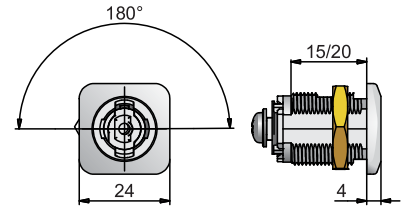
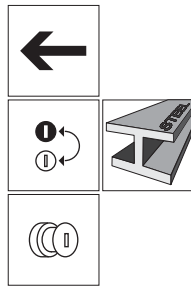
Bolts are shown in chapter 12 / Riegel finden Sie in Kapitel 12

Type 30

Order-No. Bestell-Nr.	Finish Oberfläche	BQ VE
--------------------------	----------------------	----------



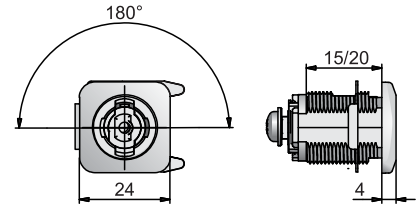

Lock 301
Schloss 301



1430141211 ←	15 mm	180°	nickel plated / vernickelt	50
1430142211 ←	20 mm	180°	nickel plated / vernickelt	50



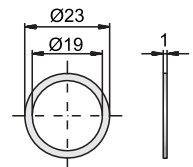
Lock 302
Schloss 302



1430241211 ←	15 mm	180°	nickel plated / vernickelt	50
1430242211 ←	20 mm	180°	nickel plated / vernickelt	50



Type 1902 Type 1904



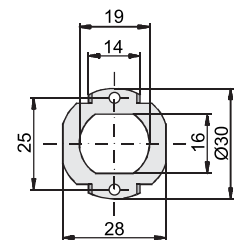
1902	461902000	Rubber ring / Gummidichtring	250
1904	401904000	Plastik-disk / Kunststoffscheibe	250



Fixing plate 3028
Befestigungsblech 3028

Rotation prevention use in wood material
Verdrehsicherung für Einsatz in Holzwerkstoffe

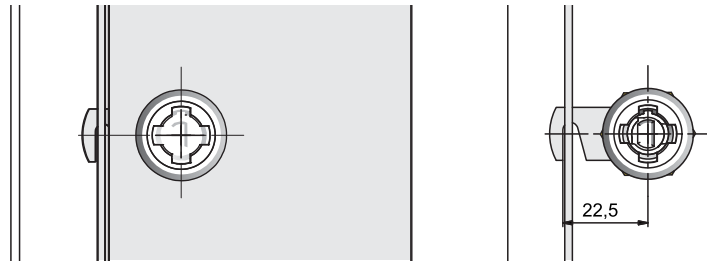
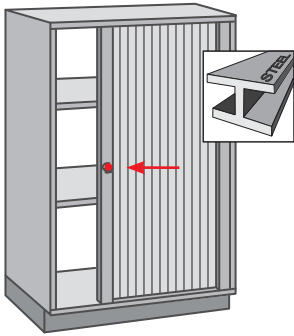
443130280	250
------------------	-----



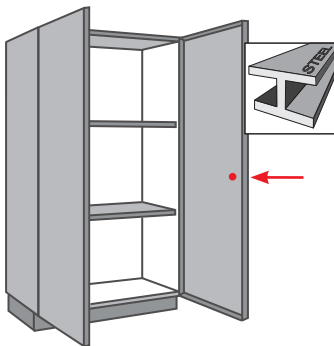
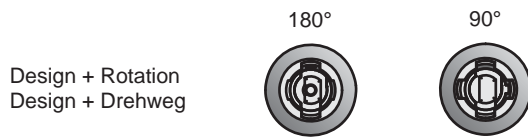
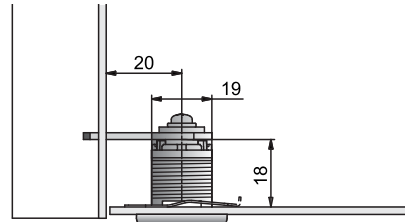
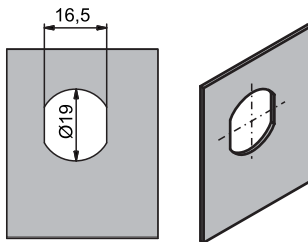
Bolts are shown in chapter 12 / Riegel finden Sie in Kapitel 12

Type 31

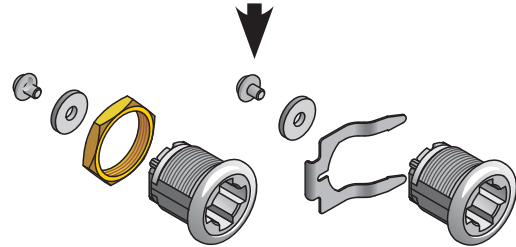
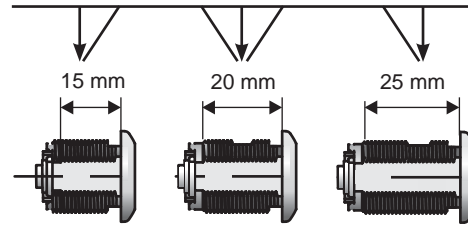
Application example
Anwendungsbeispiel



Stamping configuration
Stanzbild



		180°	90°
Design + Rotation Design + Drehweg			
+	=	311	315
Fixing method Art der Befestigung			
+	=	312	316



311-15 mm

316-15 mm

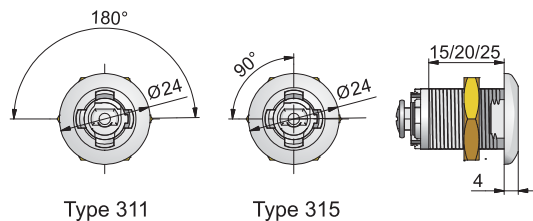
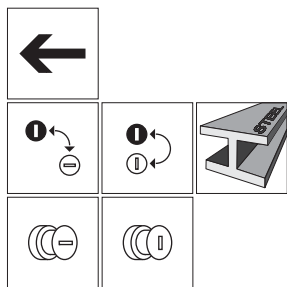
Bolts are shown in chapter 12 / Riegel finden Sie in Kapitel 12

Type 31

Order-No. Bestell-Nr.	Finish Oberfläche	BQ VE
--------------------------	----------------------	----------



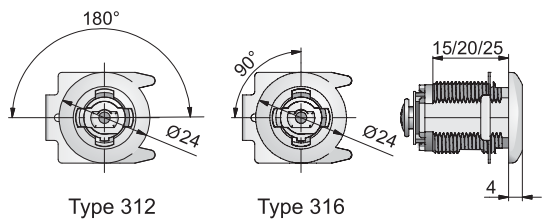
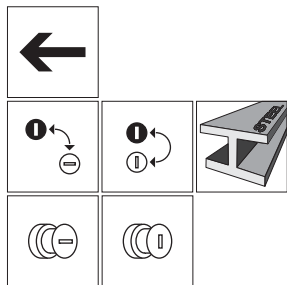
Lock 311 / 315
Schloss 311 / 315



311	1431141210	← 15 mm	180°	nickel plated / vernickelt	50
	1431142210	← 20 mm	180°	nickel plated / vernickelt	50
	1431145210	← 25 mm	180°	nickel plated / vernickelt	50
315	1431542730	← 15 mm	90°	nickel plated / vernickelt	50
	1431542210	← 20 mm	90°	nickel plated / vernickelt	50
	1431545210	← 25 mm	90°	nickel plated / vernickelt	50



Lock 312 / 316
Schloss 312 / 316



312	1431241210	← 15 mm	180°	nickel plated / vernickelt	50
	1431242210	← 20 mm	180°	nickel plated / vernickelt	50
	1431245210	← 25 mm	180°	nickel plated / vernickelt	50
316	1431641210	← 15 mm	90°	nickel plated / vernickelt	50
	1431642210	← 20 mm	90°	nickel plated / vernickelt	50
	1431645210	← 25 mm	90°	nickel plated / vernickelt	50

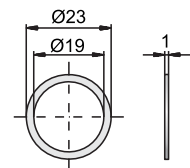


Type 1902



Type 1904

1902	461902000	Rubber ring / Gummidichtring	250
1904	401904000	Plastik-disk / Kunststoffscheibe	250

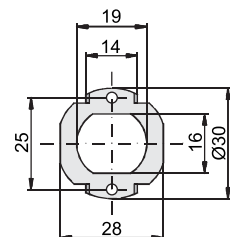


Fixing plate 3028
Befestigungsblech 3028

Rotation prevention use in wood material.
Verdrehsicherung für Einsatz in Holzwerkstoffe.

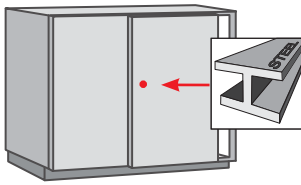
443130280	250
-----------	-----

Bolts are shown in chapter 12 / Riegel finden Sie in Kapitel 12

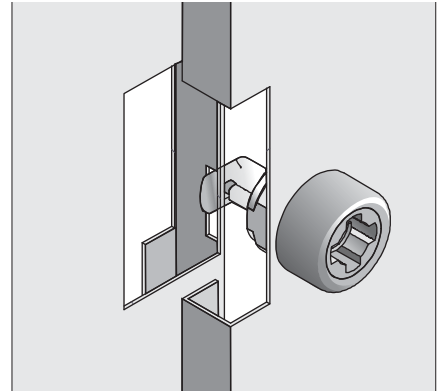
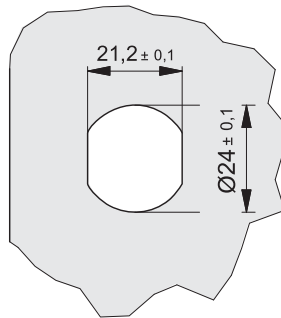


Type 512

Application example
Anwendungsbeispiel

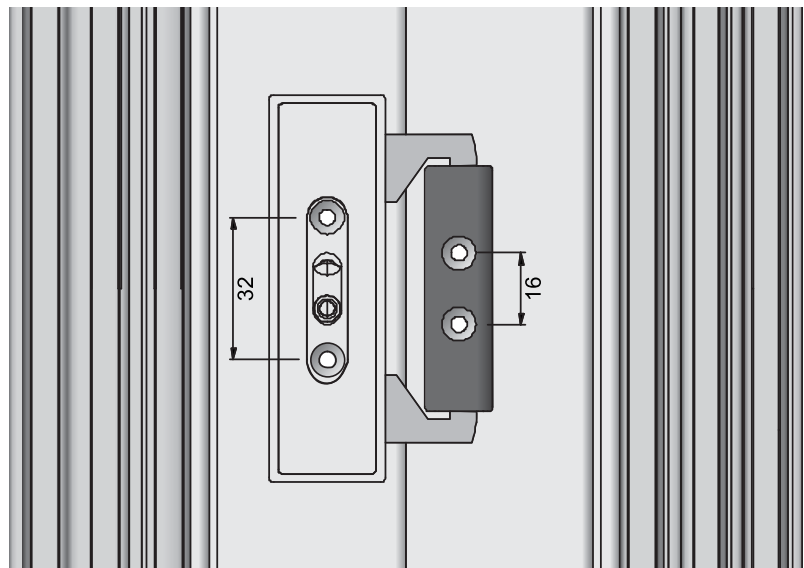
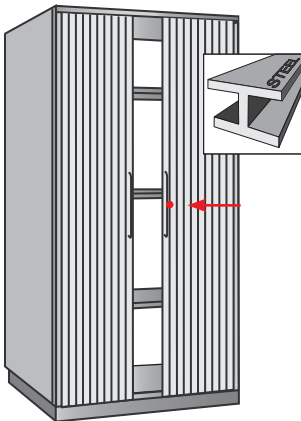


Stamping configuration
Stanzbild



Type 415

Application example
Anwendungsbeispiel

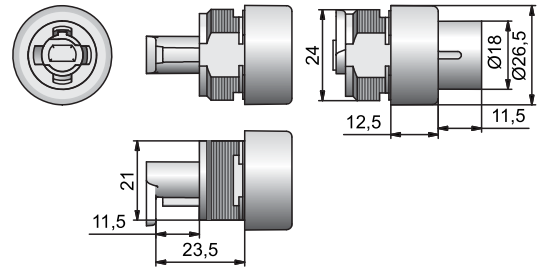
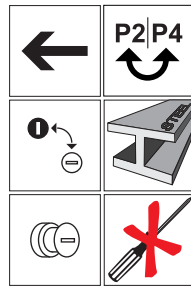


Type 512



Push-turn-cylinder 512
Drehdruckzylinder 512

Order-No. Bestell-Nr.	Finish Oberfläche	BQ VE
--------------------------	----------------------	----------

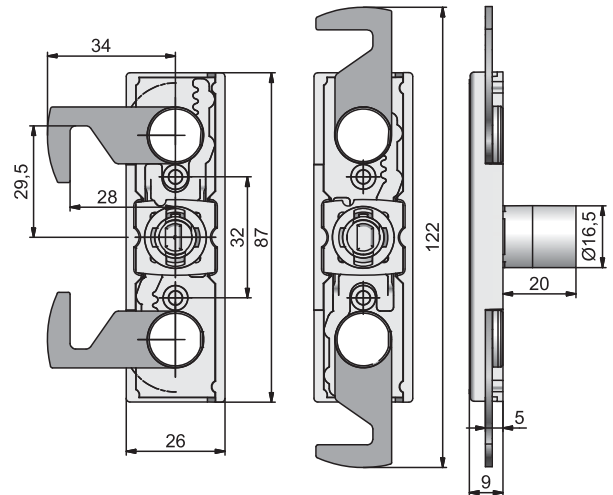
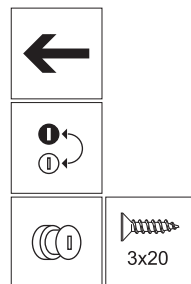


145122005 ←	nickel plated / vernickelt	50
-------------	----------------------------	----

Type 415



Roller shutter lock 415
Rolljalousieschloss 415



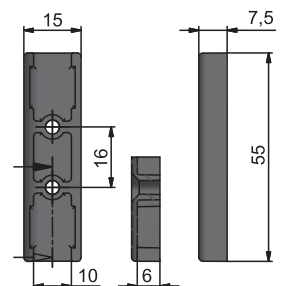
1441542001 ←	nickel plated / vernickelt	50
--------------	----------------------------	----

System components

Systembauteile



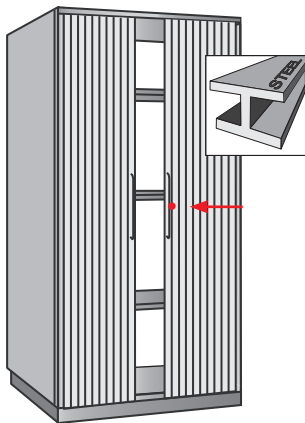
Stopper 4155
Anschlag 4155



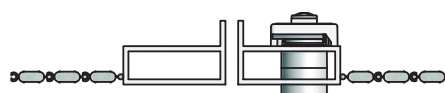
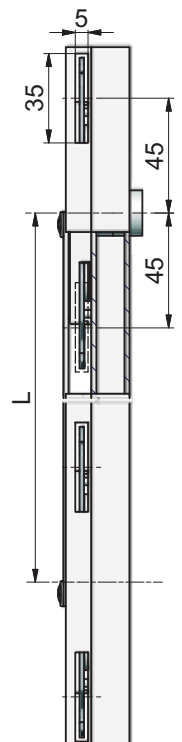
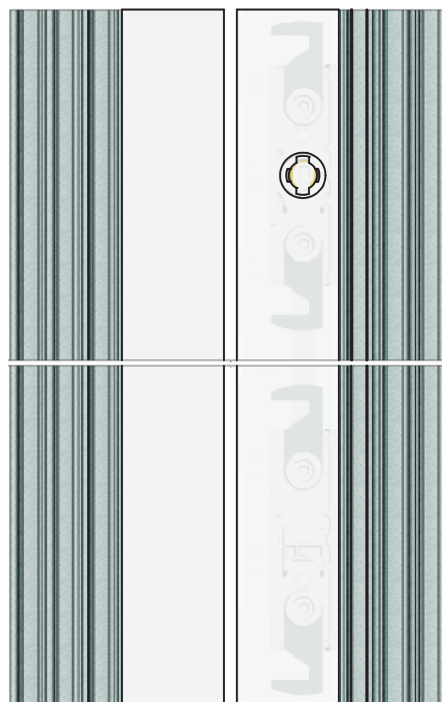
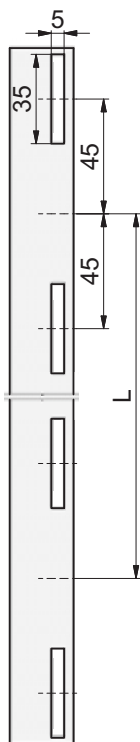

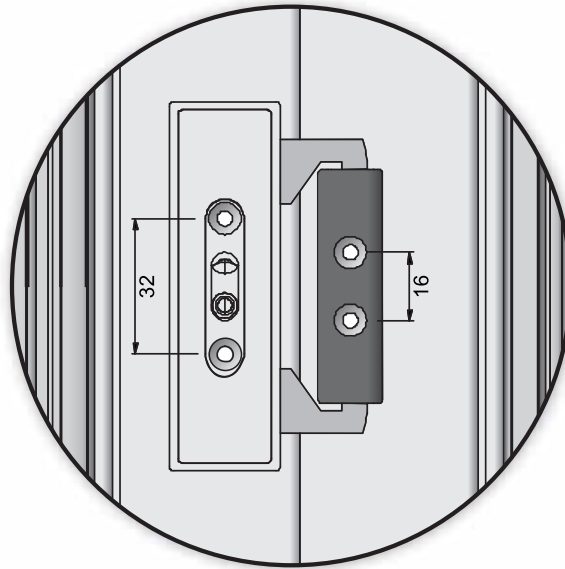
464155000	black / schwarz	100
-----------	-----------------	-----

System 415

Application example
Anwendungsbeispiel



Multi-point lock
Mehrpunktverriegelung

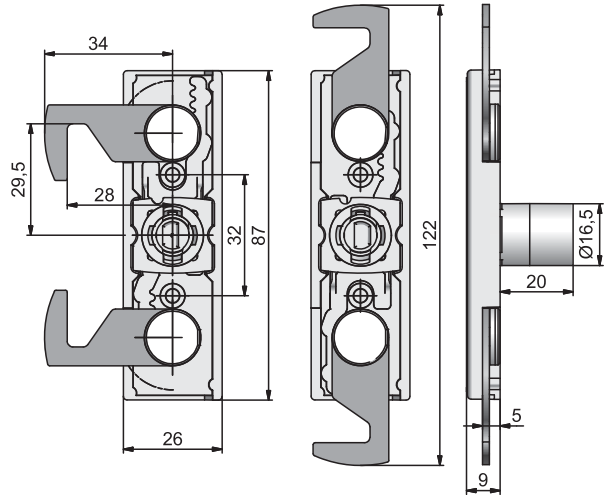
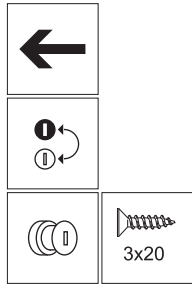


System 415

Order-No. Bestell-Nr.	Finish Oberfläche	BQ VE
--------------------------	----------------------	----------



Roller shutter lock 415
Rolljalousieschloss 415



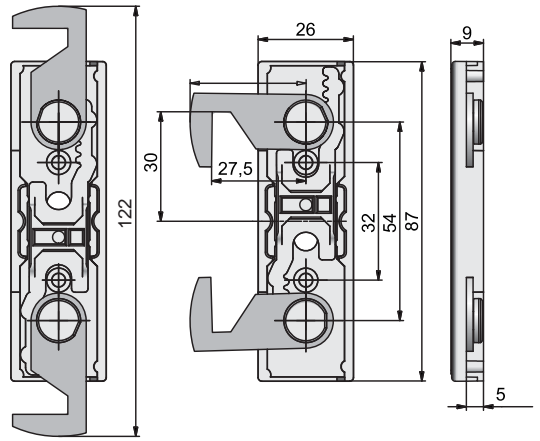
1441542001 ←	nickel plated / vernickelt	50
---------------------	----------------------------	----

System components

Systembauteile



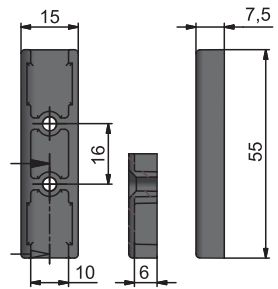
Locking component 4150
Verriegelungselement 4150



444150000	nickel plated / vernickelt	50
------------------	----------------------------	----



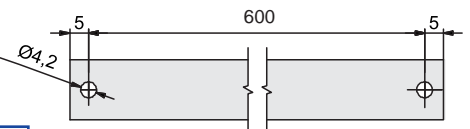
Stopper 4155
Anschlag 4155



464155000	black / schwarz	100
------------------	-----------------	-----



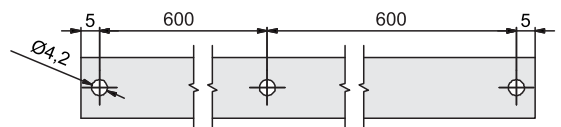
Bar 41.5
Stange 41.5



Further lengths on request / Weitere Längen auf Anfrage	
434106005	50



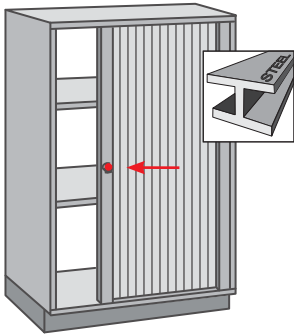
Bar 41.6
Stange 41.6



Further lengths on request / Weitere Längen auf Anfrage	
434106006	50

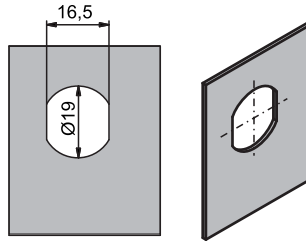
Type 303 / 307

Application example
Anwendungsbeispiel



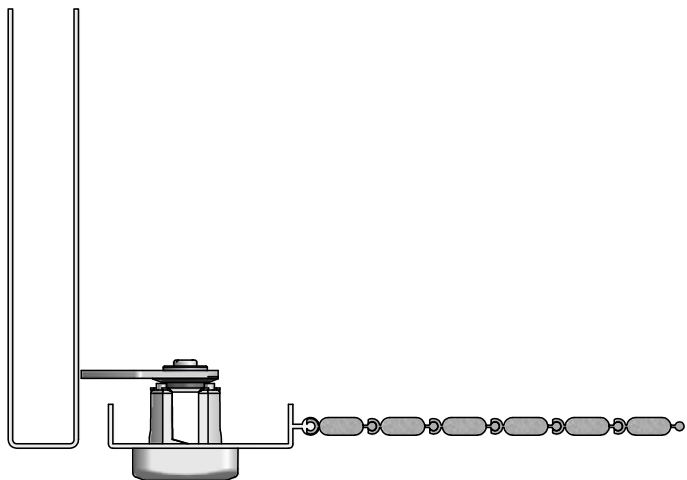
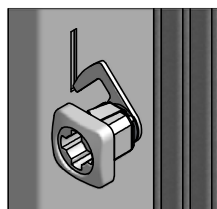
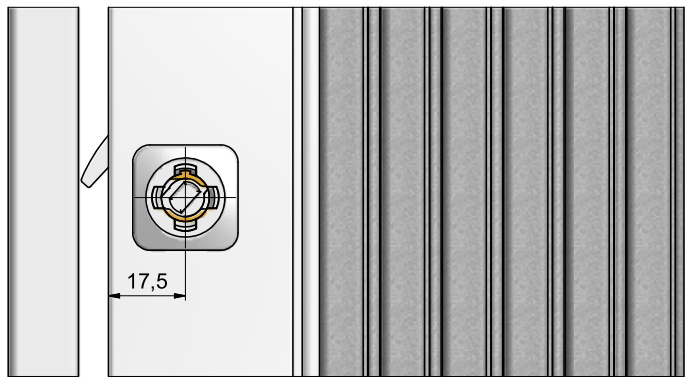
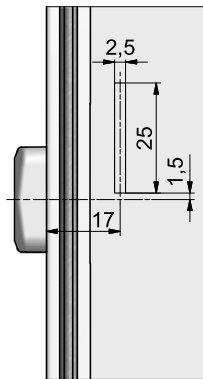
Stamping configuration
Sheetthickness 0,8 mm - 1,5 mm

Stanzbild
Blechstärke von 0,8 mm - 1,5 mm



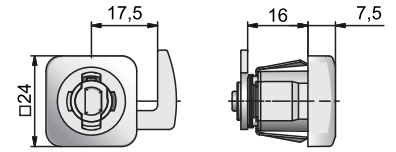
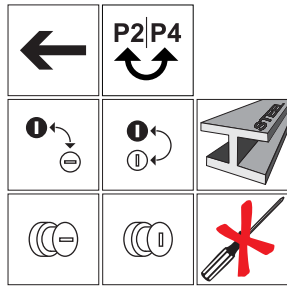
Stamping configuration
Stanzbild

Rapid assembly
Schnellmontage



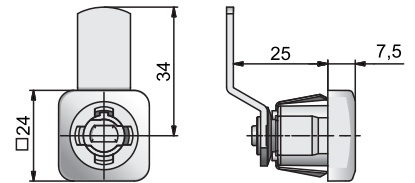
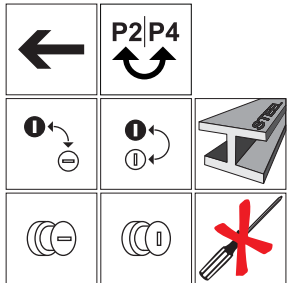
Type 303 / 307

Order-No. Bestell-Nr.	Finish Oberfläche	BQ VE
--------------------------	----------------------	----------



Lock 303/307
Schloss 303/307

307.472	143044145 ← 90°	nickel plated / vernickelt	50
303.472	143041735 ← 180°	nickel plated / vernickelt	50

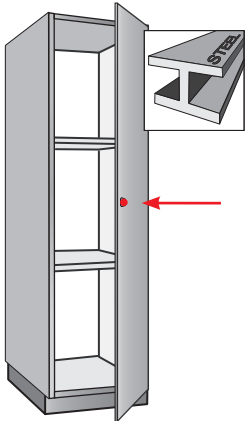


Lock 303/307
Schloss 303/307

307.166	143044215 ← 90°	nickel plated / vernickelt	50
303.166	143044225 ← 180°	nickel plated / vernickelt	50

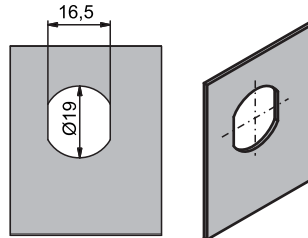
Type 313 / 317

Application example
Anwendungsbeispiel

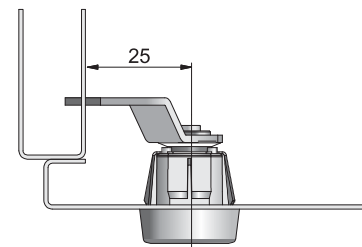
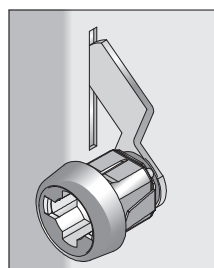
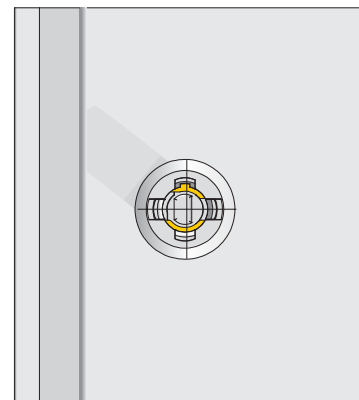
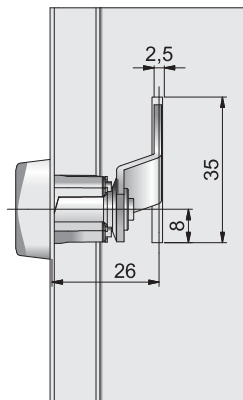


Stamping configuration
Sheet thickness 0,8 mm - 1,5 mm

Stanzbild
Blechstärke von 0,8 mm - 1,5 mm

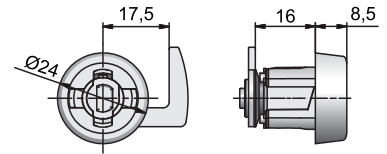
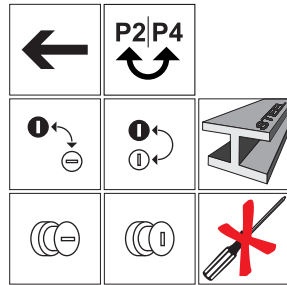


Rapid assembly
Schnellmontage



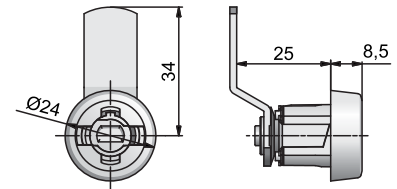
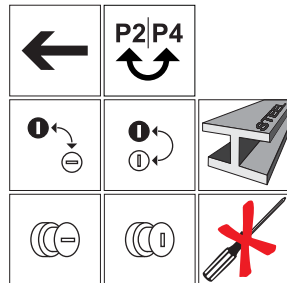
Type 313 / 317

Order-No. Bestell-Nr.	Finish Oberfläche	BQ VE
--------------------------	----------------------	----------



Lock 313/317
Schloss 313/317

317.472	143144155 ← 90°	nickel plated / vernickelt	50
313.472	143144165 ← 180°	nickel plated / vernickelt	50

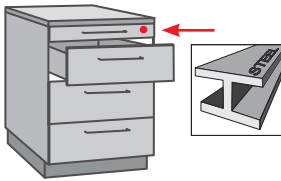


Lock 313/317
Schloss 313/317

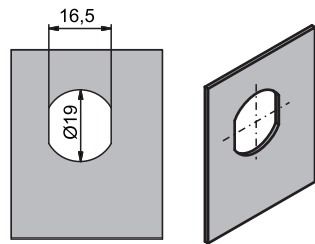
317.166	143144235 ← 90°	nickel plated / vernickelt	50
313.166	143144245 ← 180°	nickel plated / vernickelt	50

Type 309

Application example
Anwendungsbeispiel

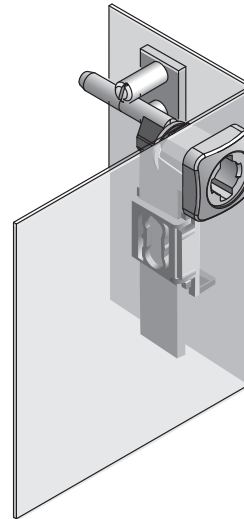
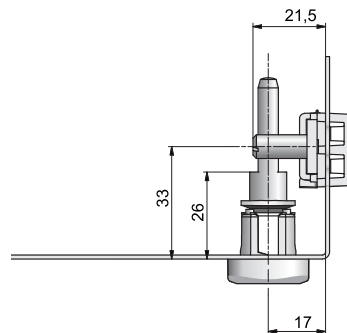


Rapid assembly
Schnellmontage

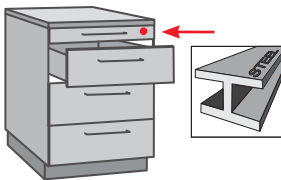


Stamping configuration
Sheetthickness 0,8 mm - 1,5 mm

Stanzbild
Blechstärke von 0,8 mm - 1,5 mm

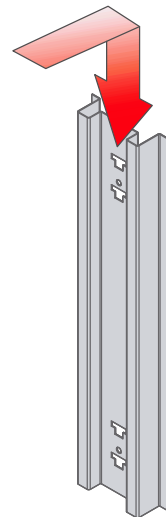
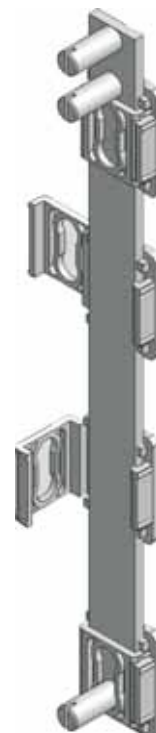
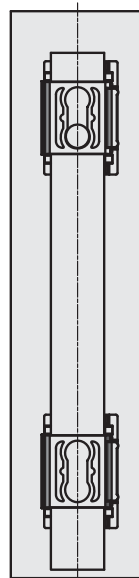
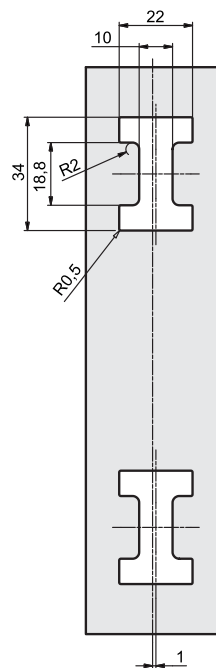


Rapid assembly / werkzeuglose Schnellmontage



Sheetthickness
0,8 mm - 1,3 mm

Materialstärke
von 0,8 mm - 1,3 mm




Central locking bars and further accessories see chapter 9
Zentralverschlussstangen und weiteres Zubehör finden Sie im Kapitel 9

Type 309

Order-No. Bestell-Nr.	Finish Oberfläche	BQ VE
--------------------------	----------------------	----------



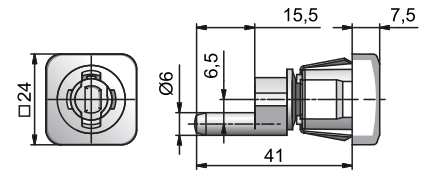
Central locking 309.06
Zentralverschluss 309.06



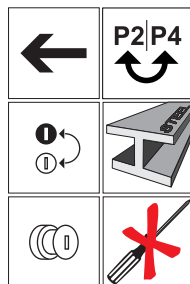
143092065 ←

nickel plated / vernickelt

50



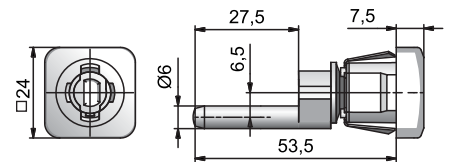
Central locking 309.01
Zentralverschluss 309.01



143092015 ←

nickel plated / vernickelt

50

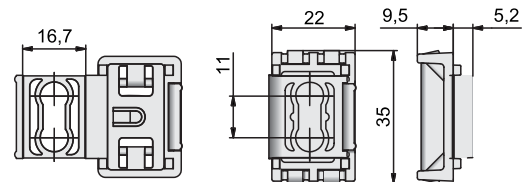


System components

Systembauteile



Bar guide 505
Stangenführung 505




464105050

black / schwarz

100



Locking bar 42
Verschlussstange 42



404209730

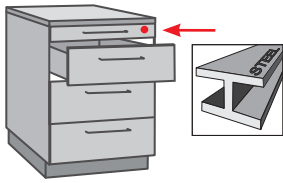
500 mm

Steel / Stahl

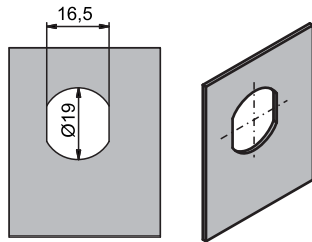
50

Type 319

Application example
Anwendungsbeispiel

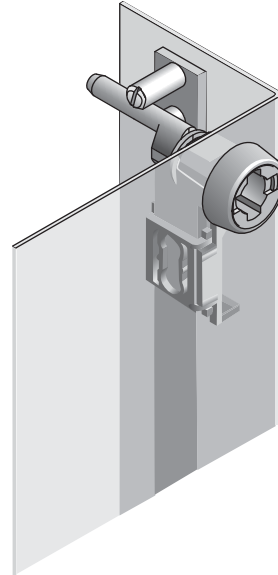
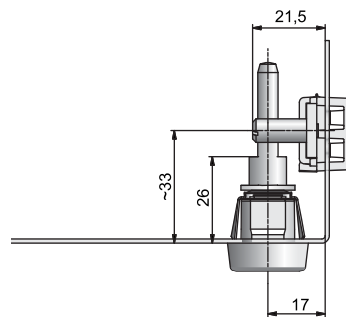


Rapid assembly
Schnellmontage

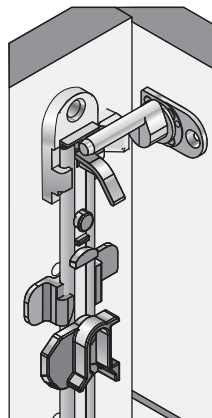
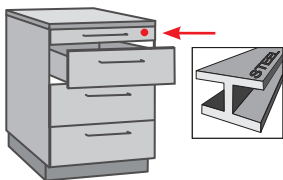


Stamping configuration
Sheetthickness 0,8 mm - 1,5 mm

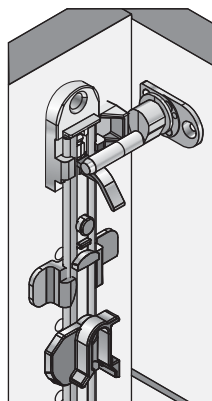
Stanzbild
Blechstärke von 0,8 mm - 1,5 mm



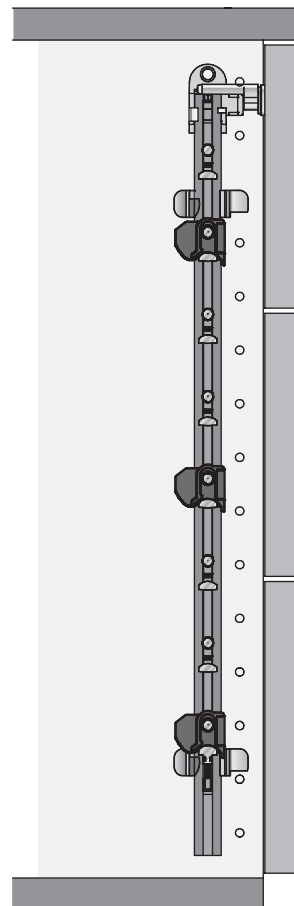
SVS 5



open / geöffnet



closed / geschlossen

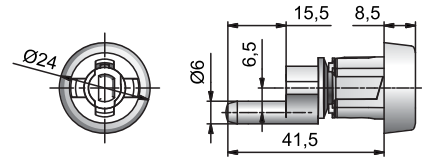



Type 319

Order-No. Bestell-Nr.	Finish Oberfläche	BQ VE
--------------------------	----------------------	----------



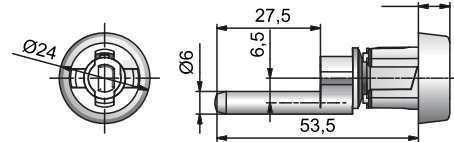
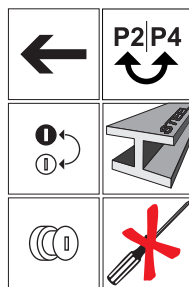
Central locking 319.06
Zentralverschluss 319.06



143192065 ←	nickel plated / vernickelt	50
-------------	----------------------------	----



Central locking 319.01
Zentralverschluss 319.01

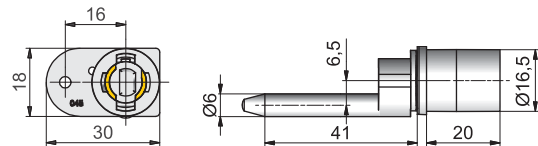
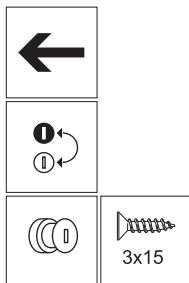


143192015 ←	nickel plated / vernickelt	50
-------------	----------------------------	----

SVS 5



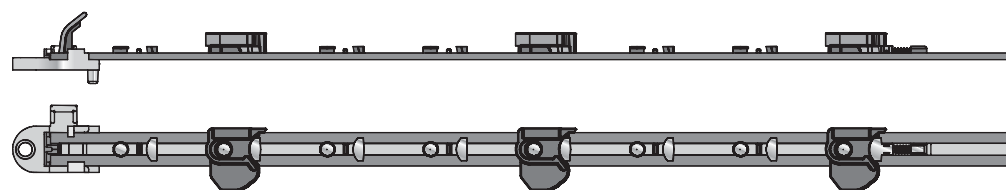
Lock 421.03
Schloss 421.03



1442142031 ←	nickel plated / vernickelt	100
--------------	----------------------------	-----




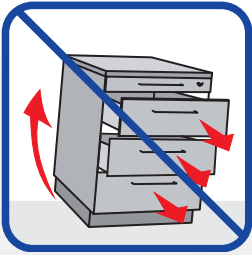
Locking bar SVS5
Schließstange SVS5



on request / auf Anfrage	Steel / Stahl	50
--------------------------	---------------	----

SVS 5

Anti-tilt locking system Sperrendes Verschluss-System



The perfect System Solution for Lateral File Cabinets,
Tool Drawer and Workshop Cabinet Units

- 1. Chips secured by sprung-loaded tension
- 2. A precise 45 degree rotation permits opening of only one drawer at a time
- 3. Secure closing for up to 100kg pull-force
- 4. Flexible and easy installation within pre-determined pitch
- 5. Security through optimized locking geometry

Die perfekte Systemlösung für
Kartei-, Werkzeug- und Betriebsschränke

- 1. Unter federleichter Spannung reihen sich die Plättchen aneinander
- 2. Eine präzise 45°-Drehung gibt immer nur einen Auszug gleichzeitig frei
- 3. Es haben bis zu 100 kg sicheren halt
- 4. Das einfache Aneinanderreihen im vorgegebenen Raster ermöglicht einen flexiblen und komfortablen Einbau
- 5. Die raffinierte Sperrergeometrie reguliert das Gliedersystem

System components
Systembauteile

12

System components

Sytembauteile

Order-No.
Bestell-Nr.

Finish
Oberfläche

BQ
VE



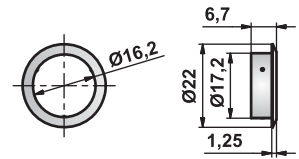
Rosette Ø 16,5
Rosette Ø 16,5

To fix on cylinder / Zum Klemmen auf Zylinder

441650400

nickel plated / vernickelt

250



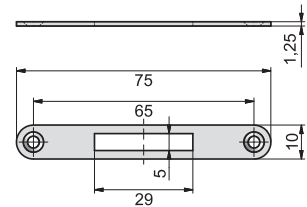
Striker plate 7510
Schließblech 7510



447510200

nickel plated / vernickelt

250

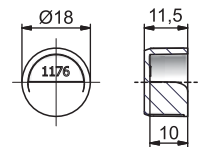


socket 1176
Schließbuchse 1176

561176001

black / white schwarz / weiß

50

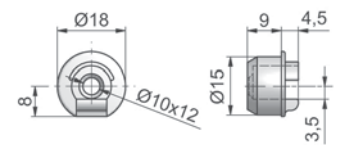


socket 1085
Arretierungshülse 1085

541085001

vernickelt / nickel plated

50



Key retention 0503
Schlüsselabzugsperr 0503

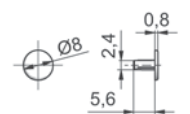


For lock / für Schloss:
Type 32X-32X.01

510000503

weiß / white

100



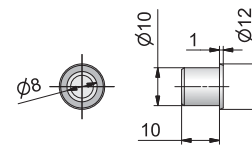
System components

Sytembauteile



Socket 012
Arretierungshülse 012

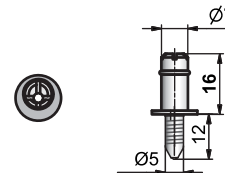
Order-No. Bestell-Nr.	Finish Oberfläche	BQ VE
543200120	nickel plated / vernickelt	250



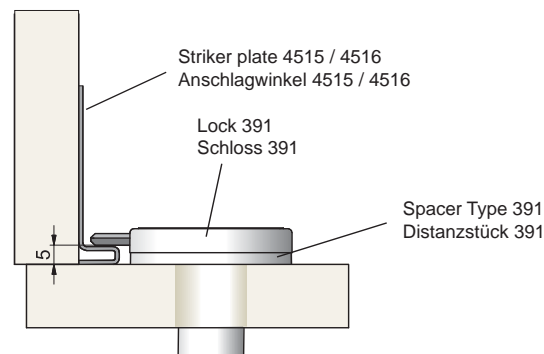
Stop 058.5
Anschlagstift 058.5

Buffer for use with inside doors.
Einsatz für innenliegende Glastüren.

547500585	nickel plated / vernickelt	500
-----------	----------------------------	-----

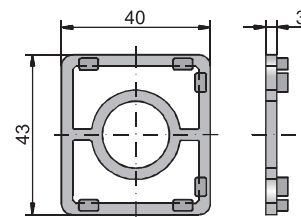


Spacer 014
Distanzstück 014



For lock / für Schloss:
Type 391

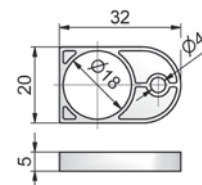
463910000	black / schwarz	250
-----------	-----------------	-----



Spacer 4253
Distanzstück 4253

For lock / für Schloss:
Type 421.03 Type 429.09
Type 428.03 Type 471.03

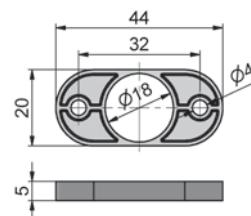
464253000	black / schwarz	200
-----------	-----------------	-----



Spacer 4251
Distanzstück 4251

For lock / für Schloss:
Type 371 Type 375
Type 427.01

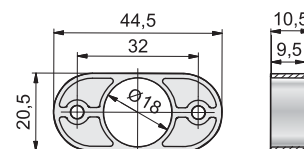
464251000	black / schwarz	200
-----------	-----------------	-----



Spacer 38
Distanzstück 38

For lock / für Schloss:
Type 371 Type 375
Type 427.01

563843100	black / schwarz	200
-----------	-----------------	-----



System components

Sytembauteile

Order-No.
Bestell-Nr.

Finish
Oberfläche

BQ
VE

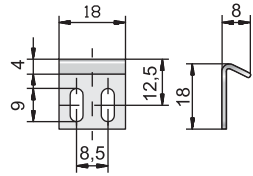


Striker plate 1807
Anschlagwinkel 1807



441807100

nickel plated / vernickelt



50

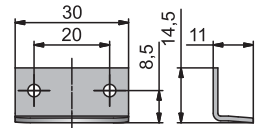


Striker plate 3011
Anschlagwinkel 3011



443011100

nickel plated / vernickelt



250

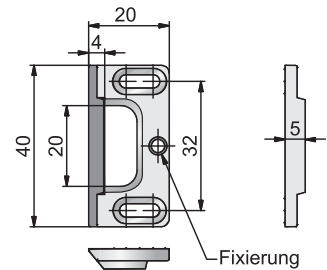


Striker plate 4005
Schließwinkel 4005



440060010

nickel plated / vernickelt



250

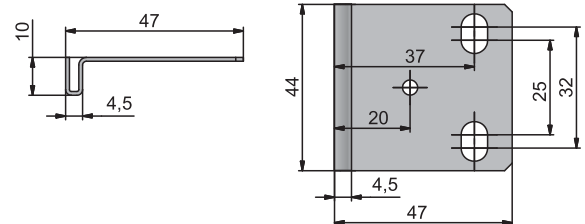


Striker plate 4515
Schließwinkel 4515



444515110

nickel plated / vernickelt



250

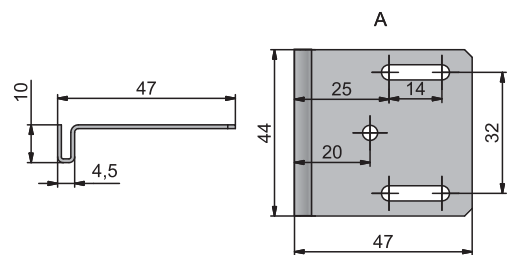


Striker plate 4516
Schließwinkel 4516



444516110

nickel plated / vernickelt



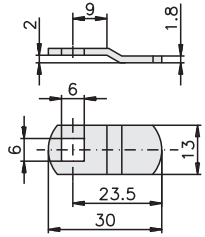
250

System components

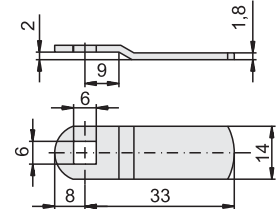
Sytembauteile


 Bolt 023
Riegel 023

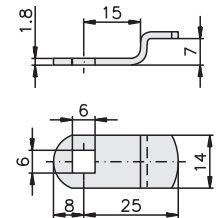
Order-No. Bestell-Nr.	Finish Oberfläche	BQ VE
443710230	nickel plated / vernickelt	250


 Bolt 126
Riegel 126

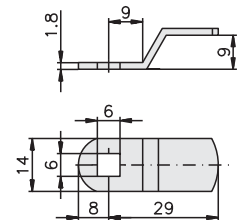
443711260	nickel plated / vernickelt	250
------------------	----------------------------	-----


 Bolt 335
Riegel 335

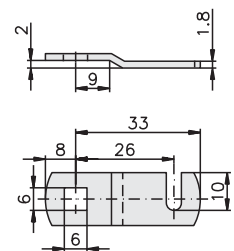
443713350	nickel plated / vernickelt	250
------------------	----------------------------	-----


 Bolt 152
Riegel 152

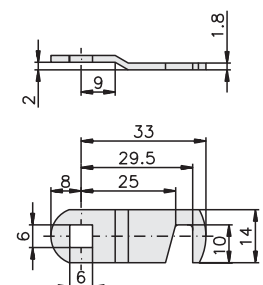
443711520	nickel plated / vernickelt	250
------------------	----------------------------	-----


 Bolt 024
Riegel 024

443710240	nickel plated / vernickelt	250
------------------	----------------------------	-----


 Bolt 329
Riegel 329

443713290	nickel plated / vernickelt	250
------------------	----------------------------	-----



www.lehmann-locks.com

... locking systems worldwide



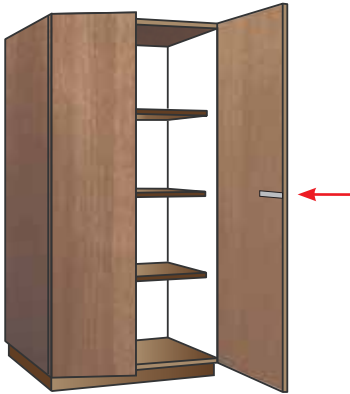
Dial Lock
e-solutions

13

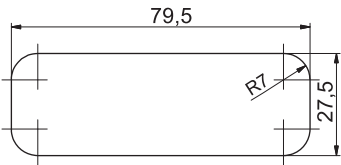
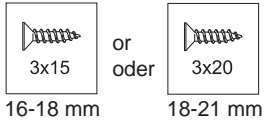
Dial Lock 57

Zahlenkombinations-
schloss 57

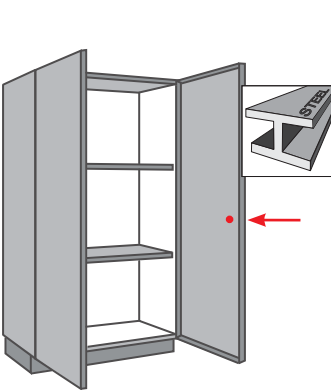
Application example
Anwendungsbeispiel



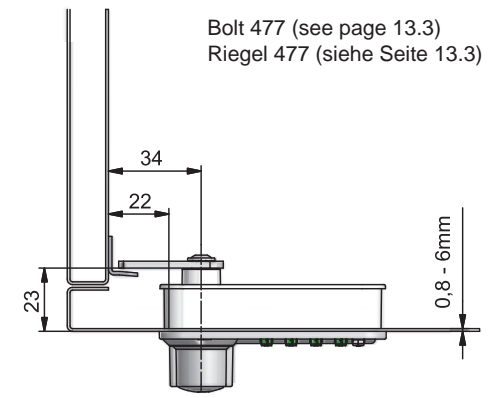
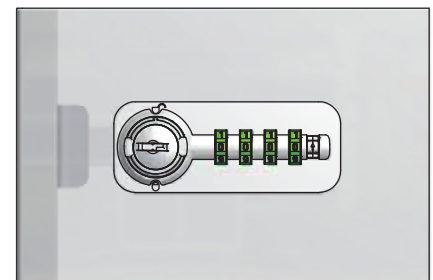
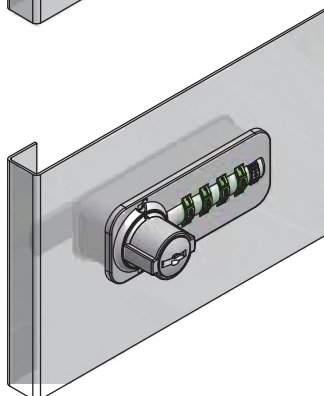
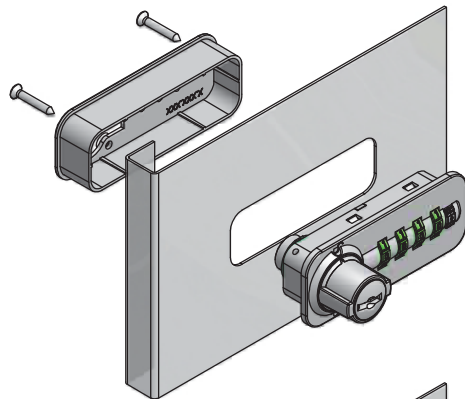
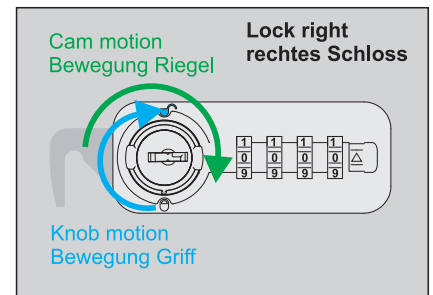
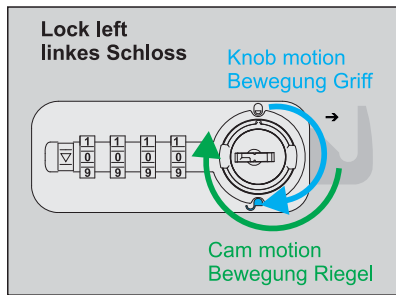
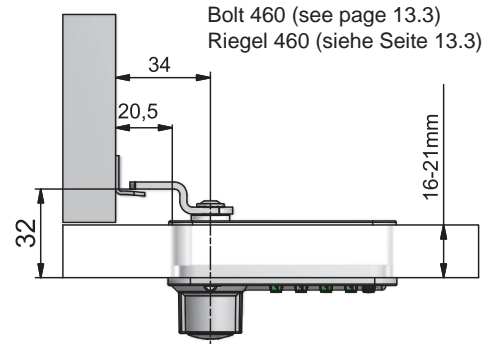
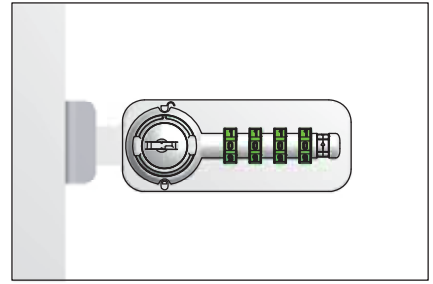
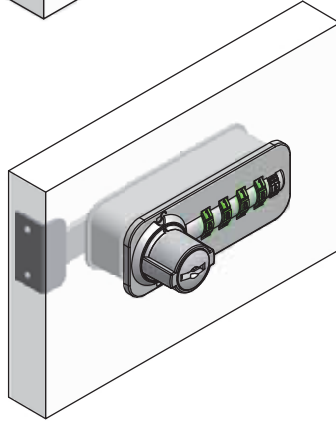
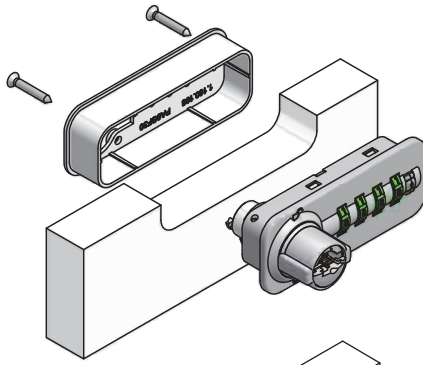
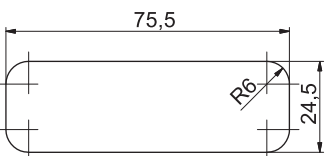
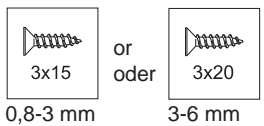
Milling groove
Fräsbild



Application example
Anwendungsbeispiel



Stamping configuration
Stanzbild



Dial Lock 57

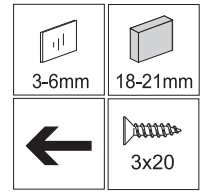
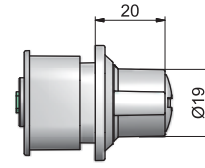
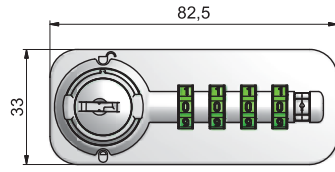
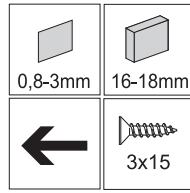
Zahlenkombinations-
schloss 57



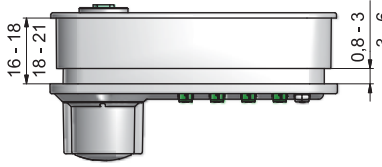
A57S.1
Combination lock for cam
Kombinationsschloss für
Riegel

Order-No.
Bestell-Nr.

BQ
VE Order-No.
Bestell-Nr.



- 3657124001005
- 3657124001004
- 3657124001003
- 3657124001002
- 3657124001001 ←



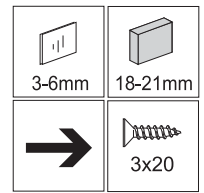
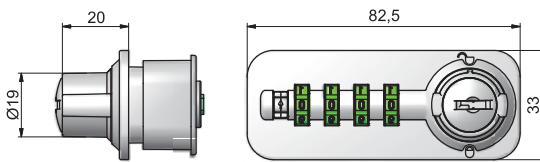
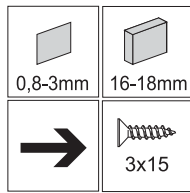
- Systems /
Anlagen
- AA-05
 - AA-04
 - AA-03
 - AA-02

- 3657134001005
- 3657134001004
- 3657134001003
- 3657134001002
- 3657134001001

schwarz / black AA-01 50

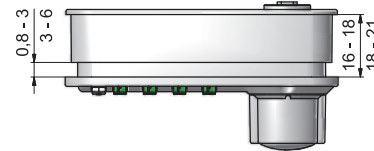


A57S.1
Combination lock for cam
Kombinationsschloss für
Riegel



- 3657124002005
- 3657124002004
- 3657124002003
- 3657124002002
- 3657124002001 →

- AA-05
- AA-04
- AA-03
- AA-02



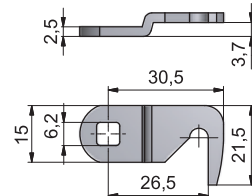
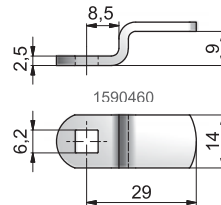
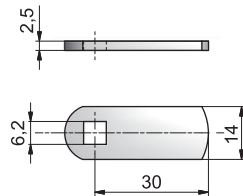
- 3657134002005
- 3657134002004
- 3657134002003
- 3657134002002
- 3657134002001

schwarz / black AA-01 50

Cam 477 / Riegel 477

Cam 460 / Riegel 460

Cam 827.027 / Riegel 827.027



443714770

443714600

448270027

nickel plated / vernickelt

50

Systems-
Anlagen

- AA-05
- AA-04
- AA-03
- AA-02



Emergency key
Notschlüssel

on request / auf Anfrage AA-01 nickel plated / vernickelt



Code finding pin 504
Codefinder 504

500000504

Inox / Edelstahl

50



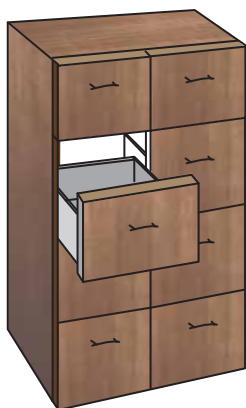
M400 TA

M400 TA electronic latch lock with keypad

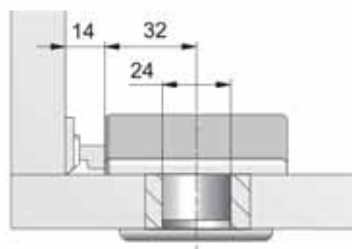
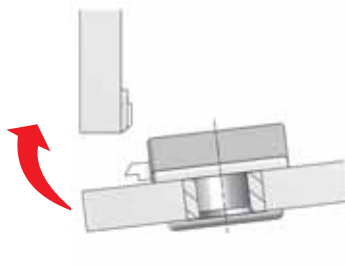
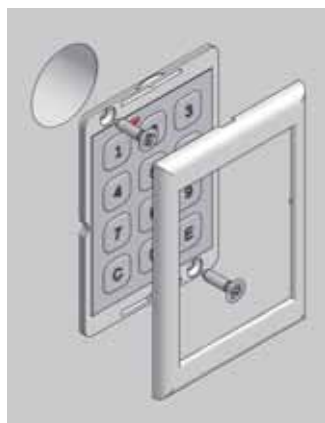
- Individually personalised code setting, simple operation
- Code setting and modification without additional accessories
- Numerous operating options selectable via keypad
- No administrative overheads
- Solution for hinged doors, flaps, and drawers
- Security of valuables in lockers, lock up documents securely

M400 TA Elektronisches Fallenschloss mit Tastatur

- Codierung individuell frei wählbar, einfache Bedienung
- Codierung und Codeänderung ohne zusätzliche Hilfsmittel
- Zahlreiche Bedienungsoptionen über Tastatur wählbar
- Kein Verwaltungsaufwand
- Lösung für Drehtüren, Klappen und Schubkästen
- Sicherung von Wertsachen in Spinden, Dokumente sicher verschließen



Application example
Anwendungsbeispiel

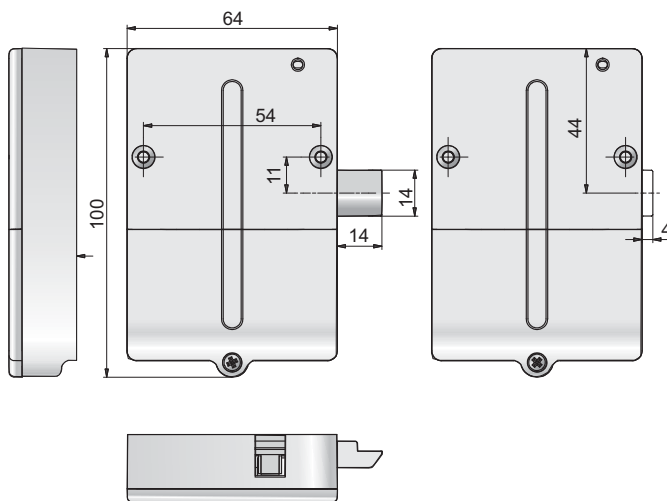


M400 TA



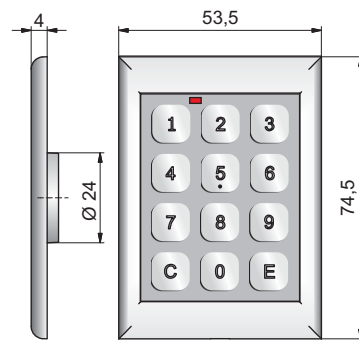
M400 TA

black / schwarz



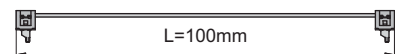
Keypad
Tastatur

alu white / RAL 9006



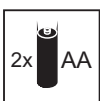
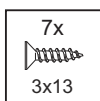
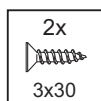

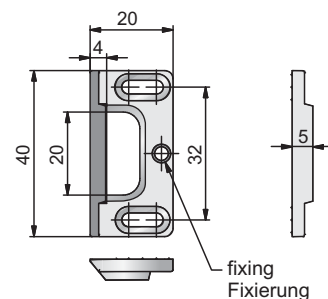
connecting cable
Verbindungskabel

grey / grau



striker plate
Anschlagwinkel

nickel plated / vernickelt



	Order-No. Bestell-Nr.	BQ VE
M400 TA set	040014132	1

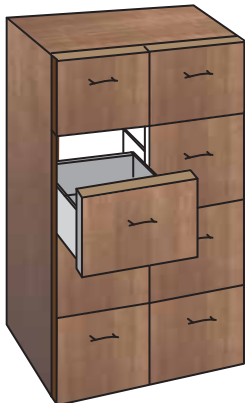
M400 e-Globe II

M400 radio 2.4GHz

- Latch lock with remote radio operation, standalone use
- Can learn up to 20 transmitters
- Simple programming without additional software

M400 Funk 2,4GHz

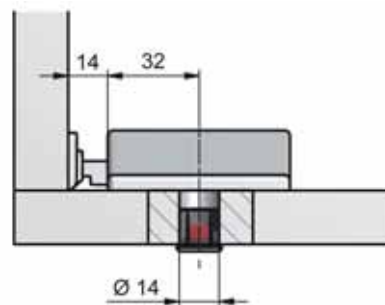
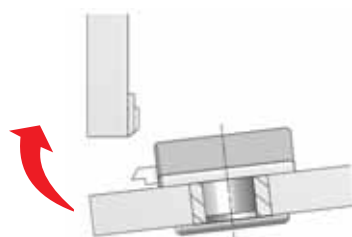
- Fallenschloss mit Funkfernbedienung, standalone Anwendung
- Bis zu 20 Sender einlernbar
- Einfache Programmierung ohne weitere Software



Application example
Anwendungsbeispiel



shown in locked position
Darstellung geschlossen

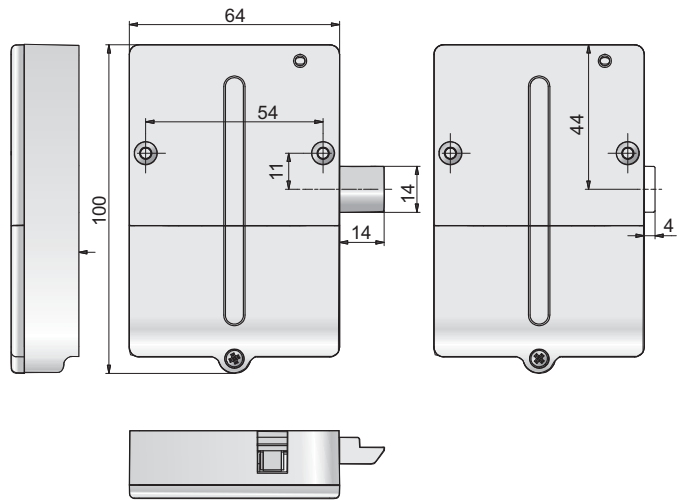


M400 e-Globe II



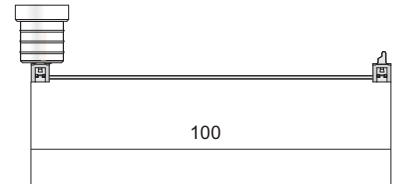
M400 Box e-Globe II

black / schwarz



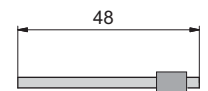
optical indicator with cable
optische Anzeige mit Kabel

translucent / grey
transluzent / grau



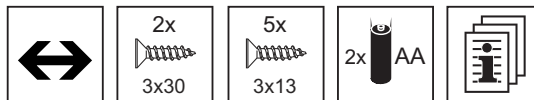
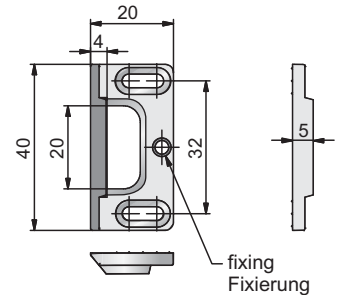
programming stick
Programmierstift

translucent / transluzent



striker plate
Anschlagwinkel

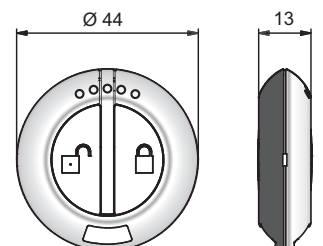
nickel plated / vernickelt



	Order-No. Bestell-Nr.	BQ VE
M400 e-Globe II set	040154130	1



translucent - black
transluzent - schwarz



transmitter 008.306 Sender 008.306	040083060	1
---------------------------------------	-----------	---

DIAL LOCKS

Your code is the key

- Freely selectable codes
- No Locking Plan Management
- Solutions for all types of furniture (pedestals, file cabinets and roller-shutter units)

Ihre Zahl ist der Schlüssel

- Frei wählbare Codierungen
- Keine Schließplanverwaltung
- Lösungen für alle Möbelarten (Container, Karteischränke, Jalousieschränke)



**General terms and conditions
Allgemeine Geschäftsbedingungen**





General terms and conditions

Acceptance of terms and conditions of sale

All offers and agreements shall be based exclusively on the following terms and conditions. Buyer's differing terms and conditions not expressly accepted in writing shall not be binding. All offers made by LEHMANN Vertriebsgesellschaft mbH & Co. KG (referred to below in short as LEHMANN) are without obligation in principle unless expressly otherwise agreed.

1. Placing of order

- 1.1. The decisive factor for the conclusion of a contract of sale and the scope of the resulting supply commitments shall be corresponding written expressions of will by both parties to the contract. Verbal collateral agreements shall not be made. If persons not authorised to represent LEHMANN conclude agreements differing from or supplementary to this contract, including waiver of this written form clause, these shall be valid only if confirmed in writing by LEHMANN. Otherwise in case of doubt, changes and additions shall be binding only when confirmed in writing.
- 1.2. The customer shall be liable for the correctness of the documents and data it supplies, such as drawings, templates and samples.
- 1.3. The data, drawings and specifications given in catalogues, price lists or offer documents are approximate values customary in the industry unless expressly designated as binding in the acknowledgment.

2. Time of delivery and delays

- 2.1. Periods of delivery and deadlines shall be deemed only approximate unless we have expressly promised in writing that they shall be binding. In the case of sales ex works the periods of delivery and deadlines shall be deemed met if the goods leave the factory/warehouse within the period of delivery or by the deadline. They shall likewise be deemed met upon notification of readiness for shipment if the goods cannot be dispatched on time through no fault of ours. In the case of call-off transactions and/or transactions where the buyer arranges collection of the goods purchased, making ready of the goods shall be deemed delivery.
- 2.2. The periods shall be extended appropriately if failure to meet periods of delivery is due to force majeure, e.g. mobilisation, war, riot or similar events such as strike or lockout. In such cases LEHMANN shall also be entitled to withdraw in full or in part from the unfulfilled part of the contract.
- 2.3. Compensation claims by the buyer for delayed delivery and compensation claims in lieu of performance shall be excluded in all cases of delayed delivery including after expiry of a time set by LEHMANN. This shall not apply to mandatory liability in cases of intent, gross negligence or injury to life, limb or health. The buyer may withdraw from the contract as provided by law only if LEHMANN is responsible for the delayed delivery and the buyer has set an appropriate extension of term of at least 4 weeks. The above provisions shall not imply a change to the burden of proof to the buyer's detriment.

3. Pricing

Unless expressly otherwise agreed, prices are ex works, exclusive of value added tax at the rate in force and exclusive of packing, carriage, postage and insurance. The prices at the date of acknowledgment shall apply in principle. If a significant change occurs to certain cost factors, such as wages, input material or carriage, the agreed price may be adjusted appropriately according to the impact of the relevant cost factors unless there are mandatory legal provisions preventing this. Small orders up to a net goods value of EUR 250 are subject to an EUR 25 handling charge.

In principle, goods will be delivered only in standard packs. We reserve the right to increase orders according to our pack sizes. Packaging is not taken back. Unless otherwise agreed, LEHMANN will choose the type of packing.

4. Terms of payment

- 4.1. All invoices are payable net within 30 days from the invoice date. Discount of 3% will be allowed for payment within 10 days provided that the buyer is not in default of settlement of accounts receivable.
- 4.2. Expenses such as bank charges levied upon remittance of the invoice value and the expenses of presentation of the shipping documents shall be to the buyer's account.
- 4.3. Cheques and bills will be discounted only on account of payment. Credit notes in respect of bills and cheques are issued subject to receipt of the expenses with the value date as at the date when the countervalue is at our disposal. Differences between the calculated rate and the official rate shall likewise be to the buyer's account. The risk of currency losses shall be borne by the buyer.
- 4.4. If the period of payment according to 4.1. is exceeded LEHMANN shall be entitled to charge interest for the year in the amount of 5 percentage points above the base interest rate in accordance with section 1 of the Base Interest Rates Transitional Act.
- 4.5. Rights of retention or offset are permissible only against claims that are undisputed or legally enforceable.
- 4.6. If the buyer is in arrears with a part payment LEHMANN may make the whole outstanding amount due immediately and withdraw from the contract and/or demand damages after first setting an appropriate time for payment or subsequent performance without result unless the setting of a time may be dispensed with according to provisions of law. If an invoice amount due is not paid despite two reminders, all outstanding invoice amounts shall become due immediately.

5. Dispatch and passing of risk

The risk passes to the buyer, including in the case of delivery carriage prepaid, when the goods are handed over to the person in charge of shipping or loaded on to a vehicle by LEHMANN. LEHMANN shall be entitled but not obliged to insure deliveries in the buyer's name and for the buyer's account. In the case of damage in transit the buyer shall immediately ascertain the facts with the carrier or the appropriate bodies and inform LEHMANN.

6. Making to order

Unless otherwise agreed the goods will be delivered in the shipping units indicated in the order documents. Smaller order quantities are subject to special agreement. Part deliveries of a reasonable volume are permissible. In the case of making to order the unit delivery may be subject to a shortfall or excess of up to 10%.

General terms and conditions

7. Industrial property rights

LEHMANN retains ownership and copyright in illustrations, drawings and other documents. They shall not be made accessible to third parties without LEHMANN's consent and they shall be returned to LEHMANN immediately on request. If the making of goods according to the buyer's drawings, samples or other data infringes third party industrial property rights, the buyer shall indemnify LEHMANN from all claims.

8. Retention of title

- 8.1. Goods supplied shall remain our property until satisfaction of all our claims arising from the entire business relationship. If the realisable value of all our security rights exceeds the amount of all the secured claims by more than 10% we will release a corresponding part of the security rights upon request by the buyer.
- 8.2. The buyer is prohibited from pledging goods subject to retention of title or assigning them as security. The buyer is permitted to dispose of the reserved goods in the ordinary course of business. The buyer hereby assigns to us all its claims against third parties arising from resale of the reserved goods. The buyer is authorised to collect such claims even after assignment. Authority to collect may be revoked at any time.
- 8.3. Processing or conversion of the object of sale by the buyer is always undertaken on LEHMANN's behalf. If the object of sale is processed with other objects not belonging to us we shall acquire joint ownership of the new thing in proportion to the value of the object of sale to the other objects processed at the time of processing.
- 8.4. The buyer shall notify us immediately in the case of seizures, attachments or other third party disposals or encroachments.
- 8.5. If the buyer is in breach of its obligations, in particular in case of delay in payment, we shall be entitled to withdraw from the contract and take back the goods upon expiry without result of an appropriate time allowed for the buyer to perform, notwithstanding the legal provisions relating to the dispensability of setting a time. The buyer shall be obliged to surrender the goods.

9. Defects of quality

We shall be liable as follows for defects of quality:

- 9.1. All parts or deliveries presenting a defect of quality within the period of limitation shall be repaired, re-delivered or re-manufactured at our option free of charge if the cause predates the passing of risk.
- 9.2. Claims for defects shall become statute-barred in 12 months. This shall not apply in cases of injury to life, limb or health, intentional or grossly negligent breach of duty or concealment of a defect with intent to deceive.
- 9.3. The buyer shall notify defects of quality without delay and within 8 days at the latest following receipt of the objects sold.
- 9.4. In case of complaints about defects the buyer's payments may be retained to an extent in an appropriate proportion to the defects of quality concerned. The buyer may retain payments only if a complaint is made about defects the justification for which is in no doubt. If a complaint about defects is unjustifiably made we shall be entitled to demand reimbursement of our expenses by the buyer.
- 9.5. LEHMANN shall first of all be given an opportunity of subsequent performance within an appropriate time. If subsequent performance is unsuccessful the buyer may withdraw from the contract or reduce the payment, notwithstanding any compensation claims in accordance with clause 10.
- 9.6. Warranty claims shall not apply in the case of minor deviation from the agreed quality, minor impairment of usability, natural wear and tear or damage occurring after passing of risk due to incorrect or negligent treatment, excessive stress, unsuitable operating consumables or special external influences not presupposed in the contract. If improper modifications or repairs are carried out by the buyer or third parties, no warranty claims shall apply to these or to the consequences ensuing.
- 9.7. Buyer's claims for expenses necessary for the purpose of subsequent performance, such as transport, travel, labour and material expenses, shall be excluded if the expenses are increased by subsequently taking the object delivered to a place other than the buyer's establishment unless such transfer is in accordance with its intended use.
- 9.8. The buyer shall be entitled to claim under a right of recourse against the seller in accordance with section 478 of the German Civil Code only if the buyer has not made any agreements with its customer that go beyond the statutory warranty claims. 9.9. Compensation claims shall also be subject to clause 10. Claims by the buyer further or other than as provided for here against LEHMANN and its agents due to a defect shall be excluded.

10. General limitations of liability

We shall not be liable for losses caused by us, our legal representatives or agents through ordinary negligence. This applies regardless of the legal nature of the claim made, in particular arising from default, other breach of duty or tort. This limitation of liability shall not apply to damage due to injury to life, limb or health or to breach of essential contractual obligations.

11. Place of performance and jurisdiction

The place of performance for the obligations arising from transactions, with respect to both delivery and payment, shall be Minden, Westphalia. The place of jurisdiction for both parties shall be Minden, Westphalia irrespective of the amount in dispute.

12. Choice of law

German substantive law shall apply exclusively to legal relations in connection with this contract.

13. Partial ineffectiveness

Should any of the above clauses be or become ineffective, the ineffective provisions shall be replaced by provisions coming as close as possible to the economic purpose of the ineffective provisions, taking appropriate account of both parties' interests.

Stand September 2003

Standards and guidelines



DIN EN 16014

Hardware for furniture – Furniture locks – Requirements and testing

LEHMANN hardware for furniture is produced in accordance with DIN EN 16014 (Hardware for furniture - Strength and durability of locking mechanisms) by the DIN Woodworking and Furniture Standards Committee (NHM).

LEHMANN hardware for furniture is monitored internally in compliance with DIN EN 16014.



RoHS (EU Directive 2002/95/EC dated 27.1.2003)

The materials and products supplied by LEHMANN meet with the RoHS requirements (EU Directive 2002/95/EC dated 27.1.2003).

They do not contain the following substances, or in no more than the maximum concentration permitted according to the RoHS Directive:

- Lead, lead compounds and alloys
- Cadmium, cadmium compounds and alloys
- Mercury, mercury compounds and alloys
- Hexavalent chromium
- Polybrominated biphenyl (PBB) and polybrominated diphenylether (PBDE)

This confirmation also applies for materials and products to be supplied in future, according to the present status as of September 2012 and current requirements.



REACH Regulation (EC) No. 1907/2006

REACH stands for Registration, Evaluation, Authorization and Restriction of Chemicals. The Regulation came into force throughout the European Union on 1 June 2007.

As a manufacturer of locks and fittings, LEHMANN is a downstream user as defined by the REACH Regulation (EC) No. 1907/2006. The manufacturers and importers, i.e. our suppliers, are responsible for pre-registration and subsequent registration of the raw materials and substances which we use.

As a downstream user, we fully meet with our obligation to communicate in the supply chain. Safety data sheets are available for the substances which we use. A REACH officer has been appointed.



Polycyclic aromatic hydrocarbons (PAH)

Articles and parts supplied by our company for which PAH could be a factor of relevance in the dye concentrates used meet with the requirements pursuant to

- the Hazardous Substances Ordinance (GefStoffV), Annex IV No. 28 (Polycyclic aromatic hydrocarbons PAH), dated 23.12.2004
- the regulations governing award of the GS (Safety Tested) mark as from 1.4.2008 (min. category 2).

Extract:

Parameter	Category 1	Category 2	Category 3
	Materials in contact with foods or materials destined for use in items to be used in the mouth and for toys for children < 36 months.	Materials with foreseeable skin contact, more than 30 seconds (longer term skin contact) and toys not covered by Category 1.	Materials with foreseeable skin contact less than 30 seconds (short term skin contact) or without skin contact.
Benzo[a]pyren mg/kg	Not detectable (<0.2)	1	20
Total 16 PAH (EPA) mg/kg	Not detectable (<0.2)	10	200



Zertifikat

Die LGA InterCert Zertifizierungsgesellschaft mbH bescheinigt hiermit als akkreditierte und anerkannte Zertifizierungsstelle für Qualitätsmanagementsysteme, dass das Unternehmen

Lehmann Vertriebsgesellschaft mbH & Co. KG
Uphauser Weg 82
32429 Minden
Deutschland

in den Bereichen: Vertrieb von Schloss-Systemen für Möbel
mit den Unternehmen

Martin Lehmann
GmbH & Co. KG
Am Kohlgraben 6-10
32429 Minden
Deutschland

Möbelschlossfabrik Brandenburg
GmbH & Co. KG
Potsdamer Landstraße 14-16
14776 Brandenburg an der Havel
Deutschland

GOLDIN-Druckguss
GmbH & Co. KG
Feldstraße 25
32457 Porta Westfalica
Deutschland

HUWIL Locks
GmbH & Co. KG
Weccostraße 7-11
53783 Eitorf
Deutschland

in den Bereichen: Entwicklung und Herstellung von Schloss-Systemen für Möbel.
ein gemeinsames

Qualitätsmanagementsystem

nach

DIN EN ISO 9001:2008

Qualitätsmanagementsysteme - Anforderungen
eingeführt hat und anwendet.

Durch ein Zertifizierungsaudit der LGA InterCert Zertifizierungsgesellschaft mbH wurde der Nachweis erbracht, dass das QM-System des Unternehmens die Anforderung des oben genannten Standards erfüllt.

Erstzertifizierung im April 2006

Gültigkeit des Zertifikates bis 26. April 2015

Registriernummer: **QM-1920760**

Nürnberg, den 4. Juli 2012



Andrea Sterl
Prokuristin


Siegfried Loos
Leitender Auditor



Allgemeine Geschäftsbedingungen

Anerkennung der Lieferbedingungen

Allen Angeboten und Vereinbarungen liegen ausschließlich nachfolgende Bedingungen zugrunde; abweichende Bedingungen des Käufers, die nicht ausdrücklich schriftlich anerkannt werden, sind nicht verbindlich. Alle Angebote der LEHMANN Vertriebsgesellschaft mbH & Co. KG (im folgenden kurz LEHMANN genannt) sind grundsätzlich freibleibend, es sei denn, eine andere Vereinbarung ist ausdrücklich zugrunde gelegt.

1. Auftragserteilung

- 1.1. Maßgebend für den Abschluss eines Kaufvertrages und den Umfang der sich daraus ergebenden Lieferverpflichtungen ist die Abgabe entsprechender schriftlicher Willenserklärungen beider Vertragsparteien. Mündliche Nebenabreden sind nicht getroffen. Sofern von Personen, die für LEHMANN nicht zur Vertretung bevollmächtigt sind, von diesem Vertrag abweichende oder ihn ergänzende Vereinbarungen getroffen werden, wozu auch die Aufhebung dieser Schriftformklausel gehört, bedürfen sie zu ihrer Wirksamkeit der schriftlichen Bestätigung durch LEHMANN. Auch sonst sind im Zweifel Änderungen und Ergänzungen erst dann verbindlich, wenn sie schriftlich bestätigt sind.
- 1.2. Der Besteller haftet für die Richtigkeit der von ihm zu liefernden Unterlagen, wie insbesondere Zeichnungen, Lehren und Muster.
- 1.3. Die in Katalogen, Preislisten oder den zum Angebot gehörenden Unterlagen enthaltenen Angaben, Zeichnungen und Leistungsbeschreibungen sind branchenübliche Näherungswerte, es sei denn, dass sie in der Auftragsbestätigung ausdrücklich als verbindlich bezeichnet werden.

2. Lieferzeit und Lieferverzögerungen

- 2.1. Lieferfristen und Termine gelten nur annähernd, es sei denn, dass wir eine schriftliche Zusage ausdrücklich als verbindlich gegeben haben. Bei Verkäufen ab Werk sind die Lieferfristen und Termine eingehalten, wenn die Ware innerhalb der Lieferfrist oder zu dem Liefertermin das Werk/Lager verlässt, sie gelten ferner mit der Meldung der Versandbereitschaft als eingehalten, wenn die Ware ohne unser Verschulden nicht rechtzeitig abgesandt werden kann. Bei Abrufgeschäften und/oder bei Geschäften, bei denen der Käufer die Abholung der gekauften Ware veranlasst, gilt die Bereitstellung der Ware als Lieferung.
- 2.2. Ist die Nichteinhaltung von Lieferfristen auf höhere Gewalt, z. B. Mobilmachung, Krieg, Aufruhr oder ähnliche Ereignisse, z. B. Streik, Aussperrung zurückzuführen, verlängern sich diese Fristen angemessen. In diesen Fällen ist LEHMANN auch berechtigt, wegen des nicht erfüllten Teiles vom Vertrag ganz oder teilweise zurückzutreten.
- 2.3. Sowohl Schadensersatzansprüche des Käufers wegen Verzögerung der Lieferung als auch Schadensersatzansprüche statt der Leistung sind in allen Fällen verzögerter Lieferung, auch nach Ablauf einer LEHMANN gesetzten Frist ausgeschlossen. Dies gilt nicht, soweit in Fällen des Vorsatzes, der groben Fahrlässigkeit oder wegen der Verletzung des Lebens, des Körpers oder der Gesundheit zwingend gehaftet wird. Vom Vertrag kann der Käufer im Rahmen der gesetzlichen Bestimmungen nur zurücktreten, soweit die Verzögerung der Lieferung von LEHMANN zu vertreten ist und der Käufer eine angemessene Nachfrist von mindestens 4 Wochen gesetzt hat. Eine Änderung der Beweislast zum Nachteil des Käufers ist mit den vorstehenden Regelungen nicht verbunden.

3. Preisstellung

Die Preise verstehen sich, soweit nichts anderes ausdrücklich vereinbart ist, zuzüglich der jeweils gültigen Mehrwertsteuer ab Werk und schließen Verpackungen, Fracht, Porto und Versicherung nicht ein. Es gelten grundsätzlich die Preise am Tage der Auftragsbestätigung. Tritt eine wesentliche Änderung bestimmter Kostenfaktoren, wie insbesondere der Kosten für Löhne, Vormaterial oder Fracht ein, so kann der vereinbarte Preis entsprechend dem Einfluss der maßgebenden Kostenfaktoren in angemessenem Umfang angepasst werden, sofern nicht zwingende gesetzliche Vorschriften entgegenstehen. Für Kleinaufträge bis zu einem Nettowarewert von EURO 250,00 berechnen wir einen Bearbeitungszuschlag von EURO 25,00. Lieferung von Artikeln erfolgt grundsätzlich nur in Standardpackungen. Wir behalten uns vor, Bestellungen entsprechend unseren Verpackungsgrößen zu erhöhen. Verpackung wird nicht zurückgenommen. Sofern nichts anderes vereinbart ist, wählt LEHMANN die Verpackungsart.

4. Zahlungsbedingungen

- 4.1. Alle Rechnungen sind innerhalb von 30 Tagen ab Rechnungsdatum ohne Abzug zahlbar. Bei Zahlung innerhalb von 10 Tagen werden, soweit der Käufer nicht mit der Begleichung von Warenforderungen im Verzug ist, 3 % Skonto gewährt.
- 4.2. Spesen, wie z. B. bei der Überweisung des Rechnungswertes anfallende Bankspesen sowie die Spesen bei Einlösung der Verschiffungsdokumente, gehen zu Lasten des Käufers.
- 4.3. Die Hereinnahme von Schecks und Wechseln erfolgt nur zahlungshalber. Gutschriften über Wechsel und Schecks erfolgen vorbehaltlich des Eingangs der Auslagen mit Wertstellung des Tages, an dem wir über den Gegenwert verfügen können. Differenzen zwischen dem berechneten Kurs und dem amtlichen Kurs gehen ebenfalls zu Lasten des Käufers. Die Gefahr von Währungsverlusten trägt der Käufer.
- 4.4. Bei Überschreitung der Zahlungsfrist nach 4.1. ist LEHMANN berechtigt, für das Jahr Zinsen in Höhe von 5 Prozentpunkten über dem Basiszinssatz gem. § 1 Diskontsatz-Überleitungs-Gesetz zu berechnen.
- 4.5. Zurückbehaltungsrechte oder die Aufrechnung sind nur zulässig mit unbestrittenen oder rechtskräftig festgestellten Forderungen.
- 4.6. Kommt der Käufer mit einer Teilleistung in Rückstand, so kann LEHMANN die gesamte Restforderung sofort fällig stellen und vom Vertrag zurücktreten und/oder Schadensersatz verlangen, nachdem sie zuvor erfolglos eine angemessene Frist zur Leistung oder Nacherfüllung bestimmt hat, soweit die Fristsetzung nicht nach gesetzlichen Bestimmungen entbehrlich ist. Wird ein fälliger Rechnungsbetrag trotz zweimaliger Mahnung nicht bezahlt, werden alle noch offenen Rechnungsbeträge sofort fällig.

5. Versand und Gefahrübergang

Die Gefahr geht - auch bei frachtfreier Lieferung - auf den Käufer über, wenn die Ware dem Versandbeauftragten übergeben oder auf ein Fahrzeug von LEHMANN verladen worden ist. LEHMANN ist berechtigt, aber nicht verpflichtet, Lieferungen im Namen und für Rechnung des Käufers zu versichern. Bei Transportschäden hat der Käufer unverzüglich eine Tatbestandsaufnahme bei dem Frachtführer bzw. bei den zuständigen Stellen zu veranlassen und LEHMANN zu benachrichtigen.

6. Sonderanfertigung

Die Lieferung erfolgt mangels abweichender Vereinbarung in den aus den Auftragsunterlagen ersichtlichen Versandeinheiten. Niedrigere Bestellmengen bedürfen einer Sondervereinbarung. Teillieferungen in zumutbarem Umfang sind zulässig. Werden Sonderanfertigungen bestellt, so darf die stückzahlmäßige Lieferung bis 10 % unter- oder überschritten werden.

Allgemeine Geschäftsbedingungen

7. Schutzrechte

An Abbildungen, Zeichnungen und sonstigen Unterlagen behält sich LEHMANN Eigentums- und Urheberrecht vor, sie dürfen ohne Einwilligung von LEHMANN Dritten nicht zugänglich gemacht werden und sind auf Verlangen unverzüglich an LEHMANN zurückzusenden. Werden bei der Anfertigung der Ware nach Zeichnungen, Mustern oder sonstigen Angaben des Käufers Schutzrechte Dritter verletzt, so stellt dieser LEHMANN von sämtlichen Ansprüchen frei.

8. Eigentumsvorbehalt

- 8.1. Die gelieferten Waren bleiben unser Eigentum bis zur Erfüllung aller unserer Ansprüche aus der gesamten Geschäftsverbindung. Soweit der realisierbare Wert aller Sicherungsrechte, die uns zustehen, die Höhe aller gesicherten Ansprüche um mehr als 10 % übersteigt, werden wir auf Wunsch des Käufers einen entsprechenden Teil der Sicherungsrechte freigeben.
- 8.2. Während des Bestehens des Eigentumsvorbehalts ist dem Käufer eine Verpfändung oder Sicherungsübereignung untersagt. Der Käufer ist berechtigt, die Vorbehaltsware im ordentlichen Geschäftsgang zu veräußern. Er tritt uns hiermit schon jetzt alle Forderungen ab, die ihm aus der Weiterveräußerung der Vorbehaltsware gegen Dritte erwachsen. Zur Einziehung dieser Forderungen ist der Käufer auch nach der Abtretung ermächtigt. Die Einzugsermächtigung ist jederzeit widerruflich.
- 8.3. Eine Verarbeitung oder Umbildung der Kaufsache durch den Käufer wird stets für LEHMANN vorgenommen. Wird die Kaufsache mit anderen, uns nicht gehörenden Gegenständen verarbeitet, so erwerben wir das Miteigentum an der neuen Sache im Verhältnis des Wertes der Kaufsache zu den anderen verarbeiteten Gegenständen zur Zeit der Verarbeitung.
- 8.4. Bei Pfändungen, Beschlagnahmen oder sonstigen Verfügungen oder Eingriffen Dritter hat der Käufer uns unverzüglich zu benachrichtigen.
- 8.5. Bei Pflichtverletzungen des Käufers, insbesondere bei Zahlungsverzug, sind wir nach erfolglosem Ablauf einer dem Käufer gesetzten angemessenen Frist zur Leistung zum Rücktritt und zur Rücknahme berechtigt; die gesetzlichen Bestimmungen über die Entbehrlichkeit einer Fristsetzung bleiben unberührt. Der Käufer ist zur Herausgabe verpflichtet.

9. Sachmängel

Für Sachmängel haften wir wie folgt:

- 9.1. Alle diejenigen Teile oder Lieferungen sind nach unserer Wahl unentgeltlich nachzubessern, neu zu liefern oder neu zu erbringen, die innerhalb der Verjährungsfrist einen Sachmangel aufweisen, sofern dessen Ursache bereits im Zeitpunkt des Gefahrüberganges vorlag.
- 9.2. Sachmängelansprüche verjähren in 12 Monaten. Dies gilt nicht in Fällen der Verletzung des Lebens, des Körpers oder der Gesundheit, bei einer vorsätzlichen oder grob fahrlässigen Pflichtverletzung und bei arglistigem Verschweigen eines Mangels.
- 9.3. Der Käufer hat Sachmängel unverzüglich, spätestens binnen 8 Tagen nach Empfang der verkauften Gegenstände schriftlich zu rügen.
- 9.4. Bei Mängelrügen dürfen Zahlungen des Käufers in einem Umfang zurückgehalten werden, die in einem angemessenen Verhältnis zu den aufgetretenen Sachmängeln stehen. Der Käufer kann Zahlungen nur zurückhalten, wenn eine Mängelrüge geltend gemacht wird, über deren Berechtigung kein Zweifel bestehen kann. Erfolgte die Mängelrüge zu Unrecht, sind wir berechtigt, die uns entstandenen Aufwendungen vom Käufer ersetzt zu verlangen.
- 9.5. Zunächst ist LEHMANN Gelegenheit zur Nacherfüllung innerhalb angemessener Frist zu gewähren. Schlägt die Nacherfüllung fehl, kann der Käufer - unbeschadet etwaiger Schadensersatzansprüche gem. Ziffer 10. - vom Vertrag zurücktreten oder die Vergütung mindern.
- 9.6. Mängelansprüche bestehen nicht bei nur unerheblicher Abweichung von der vereinbarten Beschaffenheit, bei nur unerheblicher Beeinträchtigung der Brauchbarkeit, bei natürlicher Abnutzung oder Schäden, die nach dem Gefahrübergang infolge fehlerhafter oder nachlässiger Behandlung, übermäßiger Beanspruchung, ungeeigneter Betriebsmittel oder aufgrund besonderer äußerer Einflüsse entstehen, die nach dem Vertrag nicht vorausgesetzt sind. Werden vom Käufer oder Dritten unsachgemäß Änderungen oder Instandsetzungsarbeiten vorgenommen, so bestehen für diese und die daraus entstehenden Folgen ebenfalls keine Mängelansprüche.
- 9.7. Ansprüche des Käufers wegen der zum Zwecke der Nacherfüllung erforderlichen Aufwendungen, insbesondere Transport-, Wege-, Arbeits- und Materialkosten sind ausgeschlossen, soweit die Aufwendungen sich erhöhen, weil der Gegenstand der Lieferung nachträglich an einen anderen Ort als die Niederlassung des Käufers verbracht worden ist, es sei denn, die Verbringung entspricht seinem bestimmungsgemäßen Gebrauch.
- 9.8. Rückgriffsansprüche des Käufers gegen den Verkäufer gem. § 478 BGB bestehen nur insoweit, als der Käufer mit seinem Abnehmer keine über die gesetzlichen Mängelansprüche hinausgehenden Vereinbarungen getroffen hat.
- 9.9. Für Schadensersatzansprüche gilt im übrigen Ziffer 10. Weitergehende oder andere als die hier geregelten Ansprüche des Käufers gegen LEHMANN und deren Erfüllungsgehilfen wegen eines Mangels sind ausgeschlossen.

10. Allgemeine Haftungsbegrenzungen

Wir haften nicht für Schäden, die wir, ein gesetzlicher Vertreter oder Erfüllungsgehilfe durch einfache Fahrlässigkeit verursacht haben. Dies gilt ohne Rücksicht auf die Rechtsnatur des geltend gemachten Anspruchs, insbesondere aus Verzug, sonstiger Pflichtverletzung oder unerlaubter Handlung. Diese Haftungsbeschränkung gilt nicht für Schäden aus der Verletzung des Lebens, des Körpers oder der Gesundheit und aus der Verletzung wesentlicher Vertragspflichten.

11. Erfüllungsort und Gerichtsstand

Als Erfüllungsort für die aus den Geschäften sich ergebenden Verbindlichkeiten, sowohl hinsichtlich der Lieferung wie auch Zahlung, gilt Minden/Westfalen als vereinbart. Gerichtsstand für beide Teile ist ohne Rücksicht auf die Höhe des Streitgegenstandes Minden/Westfalen.

12. Anzuwendendes Recht

Für die Rechtsbeziehungen im Zusammenhang mit diesem Vertrag gilt ausschließlich deutsches materielles Recht.

13. Unwirksamkeit von Klauseln

Sollten einzelne der vorstehenden Klauseln unwirksam sein oder werden, so sollen an die Stelle der unwirksamen Bedingungen solche Regelungen treten, die dem wirtschaftlichen Zweck der Bedingungen unter angemessener Wahrung der beiderseitigen Interessen am nächsten kommen.

Stand September 2003

Normen und Richtlinien



EN 16014

Möbelschlösser und Beschläge – Möbelschlösser – Anforderungen und Prüfungen

LEHMANN Möbelschlösser und Beschläge werden nach DIN EN 16014 (Möbelschlösser und Beschläge - Anforderungen und Prüfungen) vom Normenausschuss Holzwirtschaft und Möbel (NHM) im DIN gefertigt.
LEHMANN Möbelschlösser und Beschläge werden Intern nach DIN EN 16014 überwacht.



RoHS (EU-Richtlinie 2002/95/EG vom 27.01.2003)

Die von LEHMANN gelieferten Materialien und Produkte entsprechen den Anforderungen der RoHS (EU-Richtlinie 2002/95/EG vom 27.01.2003)

Folgende Stoffe sind nicht oder maximal in nach RoHS erlaubten Konzentrationen enthalten.

- Blei, Bleiverbindungen und -legierungen
- Cadmium, Cadmiumverbindungen und -legierungen
- Quecksilber, Quecksilberverbindungen und -legierungen
- Sechswertiges Chrom
- Polybromiertes Biphenyl (PBB) und polybromiertes Diphenylether (PBDE)

Diese Bestätigung gilt nach heutigem Stand September 2012 und aktuellen Anforderungen auch für zukünftige zu liefernde Materialien und Produkte.



REACH- Verordnung Nr. 1907/2006(EG)

REACH steht für **R**egistration, **E**valuation, **A**uthorisation and **R**estriction of **C**hemicals; also für die Registrierung, Bewertung, Zulassung und Beschränkung von Chemikalien. Es handelt sich dabei um eine EU-Chemikalienverordnung, die am 1. Juni 2007 in Kraft getreten ist.

LEHMANN ist im Sinne der **REACH-Verordnung 1907/2006(EG)** als Schloss- und Beschlaghersteller ein **nachgeschalteter Anwender**. Die Vorregistrierung sowie die anschließende Registrierung der von uns verwendeten Rohstoffe und Substanzen obliegt den Herstellern bzw. Importeuren, also unseren Lieferanten.

Unserer Verpflichtung zur Kommunikation in der Lieferkette kommen wir als nachgeschalteter Anwender in vollem Umfang nach. Für die von uns verarbeiteten Stoffe werden **Sicherheitsdatenblätter** geführt. Ein **REACH-Beauftragter** ist benannt.



Polyzyklische Aromatische Kohlenwasserstoffe (PAK)

Die von uns angebotenen Artikel und Bauteile mit einer Relevanz bezüglich einer PAK-Belastung der eingesetzten Farbkonzentrate entsprechen den Vorgaben

- der GefStoffV, Anhang IV Nr. 28 (Polyzyklische aromatische Kohlenwasserstoffe PAK) vom 23.12.04
- den Vorgaben der GS-Zeichenvergabe ab dem 01.04.2008 (min. Kategorie 2).

Auszug:

Parameter	Kategorie 1	Kategorie 2	Kategorie 3
	Materialien im Kontakt mit Lebensmitteln oder Materialien, die dazu bestimmt sind, in den Mund genommen zu werden und Spielzeug für Kinder < 36 Monate	Materialien mit vorhersehbarem Hautkontakt, länger als 30 s (längerfristiger Hautkontakt) und Spielzeug, das nicht unter Kategorie 1 fällt	Materialien mit vorhersehbarem Hautkontakt bis zu 30 s (kurzfristiger Hautkontakt) oder ohne Hautkontakt
Benzo[a]pyren mg/kg	nicht nachweisbar (<0,2)	1	20
Summe 16 PAK (EPA) mg/kg	nicht nachweisbar (<0,2)	10	200

Quelle: Zentralstelle der Länder für Sicherheitstechnik (ZLS) – ZEK 01-08

**InterCert**
Zertifizierungsgesellschaft mbH

Zertifikat

Die LGA InterCert Zertifizierungsgesellschaft mbH bescheinigt hiermit als akkreditierte und anerkannte Zertifizierungsstelle für Qualitätsmanagementsysteme, dass das Unternehmen

Lehmann Vertriebsgesellschaft mbH & Co. KG
Uphauer Weg 82
32429 Minden
Deutschland

in den Bereichen: Vertrieb von Schloss-Systemen für Möbel
mit den Unternehmen

Martin Lehmann
GmbH & Co. KG
Am Kohlgraben 6-10
32429 Minden
Deutschland

Möbelschlossfabrik Brandenburg
GmbH & Co. KG
Potsdamer Landstraße 14-16
14776 Brandenburg an der Havel
Deutschland

GOLDIN-Druckguss
GmbH & Co. KG
Feldstraße 25
32457 Porta Westfalica
Deutschland

HUWIL Locks
GmbH & Co. KG
Wecostraße 7-11
53783 Eitorf
Deutschland

in den Bereichen: Entwicklung und Herstellung von Schloss-Systemen für Möbel.
ein gemeinsames

Qualitätsmanagementsystem

nach

DIN EN ISO 9001:2008

Qualitätsmanagementsysteme - Anforderungen
eingeführt hat und anwendet.

Durch ein Zertifizierungsaudit der LGA InterCert Zertifizierungsgesellschaft mbH wurde der Nachweis erbracht, dass das QM-System des Unternehmens die Anforderung des oben genannten Standards erfüllt.

Erstzertifizierung im April 2006

Gültigkeit des Zertifikates bis 26. April 2015

Registriernummer: **QM-1920760**


Nürnberg, den 4. Juli 2012



Andrea Sterl
Prokuristin



DGA-ZM-04-91-00


Siegfried Loos
Leitender Auditor

General terms and conditions

Allgemeine Geschäftsbedingungen

No updating service is provided for this catalogue.
For the latest details on our products, please go to
www.lehmann-locks.com
where you will find the information you require.



Dieser Katalog unterliegt keinem Änderungs-
dienst. Aktuelle Informationen über unsere Pro-
dukte finden Sie im Internet unter:

www.lehmann-locks.com

Bei Bedarf informieren Sie sich dort.