

# VCS 18.2



LEHMANN®

Description  
Erläuterungen



## Description

### Erläuterungen



Application right  
Anwendung rechts



Application left  
Anwendung links



Application for drawers  
Anwendung lad



Application for flaps  
Anwendung kopflad



right and left adjustable  
rechts und links einstellbar



Steel  
Stahl



Rotation 180°  
Drehrichtung 180°



Rotation 90°  
Drehrichtung 90°



black = closed  
schwarz = geschlossen



white = open  
weiß = geöffnet



tool-less assembly  
werkzeuglose Montage



Removal position  
Entnahmeposition



Key retention  
Schlüsselabzugssperre



3,5x15  
Befestigungsmaterial

BQ / VE = box quantity /  
Verpackungseinheit

MMQ /  
MM = minimum order quantity /  
Mindestbestellmenge



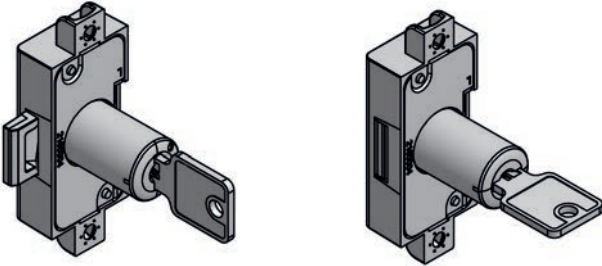
LGA - tested

## Description

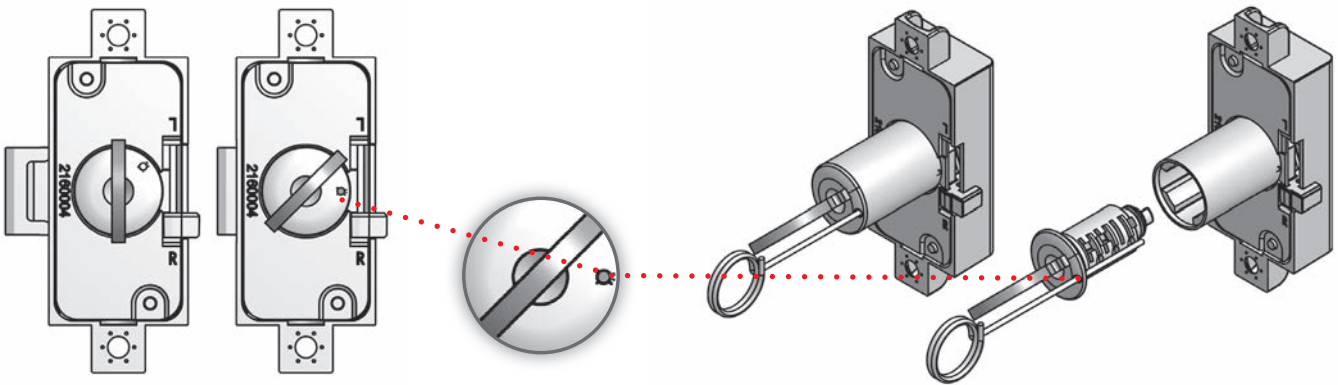
Erläuterungen

closed / geschlossen

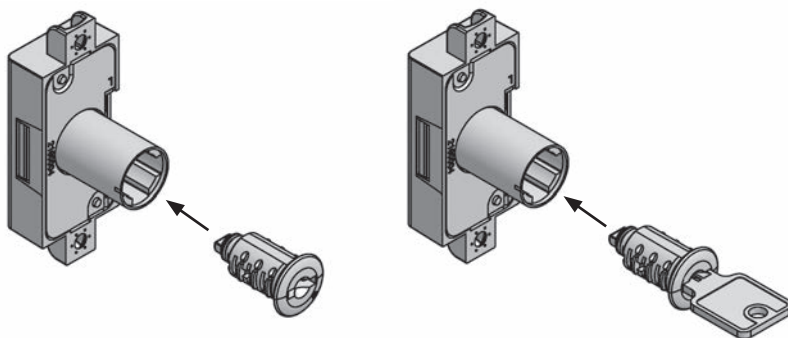
open / geöffnet



Removal / Demontage



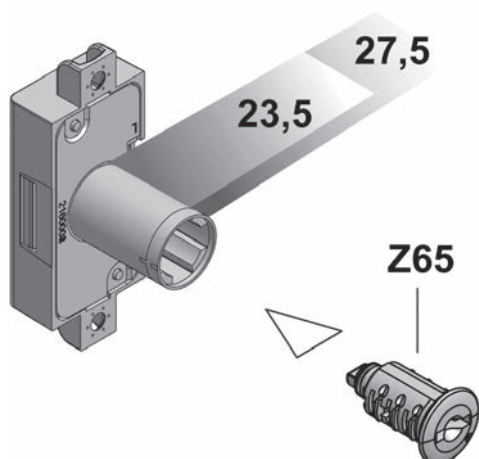
Assembly / Montage



Rapid assembly with or without key.

Montage mit oder ohne Zylinderschlüssel.

Cylinder lengths / Zylinderlänge



Basis  $\varnothing$  18 mm

Cylinder lengths : 23,5 / 27,5 mm  
Zylinderlänge : 23,5 / 27,5 mm



## Description

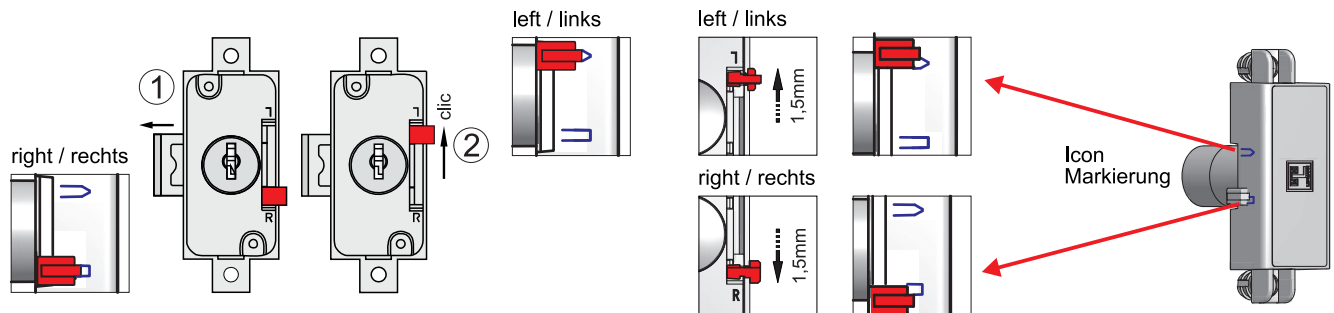
Erläuterungen

To adjust right – left / key retention

Einstellen rechts – links / Schlüsselabzugssperre

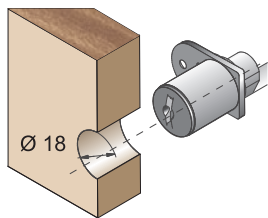
To adjust 550 / 750 right / left  
Einstellen 550 / 750 rechts / links

To adjust key retention 550 / 750  
Einstellen Schlüsselabzugssperre 550 / 750

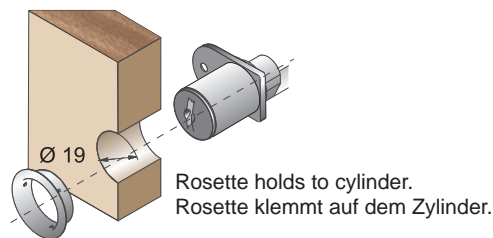


Drilling template with or without rosette / Bohrbild Schloss mit und ohne Rosette

Lock **without rosette**. Drilling  $\varnothing$  18 mm /  
Schloss ohne Rosette. Bohrung  $\varnothing$  18 mm



Lock **with rosette**. Drilling  $\varnothing$  19 mm /  
Schloss mit Rosette. Bohrung  $\varnothing$  19 mm



Care advice / Pflegehinweis

### Care advice:

**LEHMANN** locks and fittings are manufactured to DIN EN 16014.

Operating cycles and service life of cylinder lock systems for office furniture meet the requirements specified in DIN. All mechanical components – cylinder and key in particular – are subject to mechanical wear from daily use. To prolong their service life and maintain optimum action, we recommend treating them with Interflon Fin Super after every 5000 locking cycles or once a year with a Teflon-based synthetic lubricant, eg. Interflon Fin Super.

### Pflegehinweis:

**LEHMANN** Schlösser und Beschläge werden nach DIN EN 16014 gefertigt.

Bedienungszyklen und Lebensdauer der Zylinder-Büromöbelschloss-Systeme entsprechen den Anforderungen der DIN. Alle mechanischen Bauteile, speziell Zylinder und Schlüssel, unterliegen im täglichen Gebrauch einem mechanischen Verschleiß. Zur Optimierung der Lebensdauer und Erhaltung der optimalen Laufeigenschaften empfehlen wir alle 5000 Schließzyklen oder einmal jährlich die Pflege mit einem synthetischen Trockenschmiermittel mit Teflon®, z. B. Interflon Fin Super.

## Info

Finishes  
Oberflächen



**nickel plated  
vernickelt**

standard  
Standard

electro-plated finish nickel  
galvanisch vernickelte Oberfläche



**black diamond  
diamant schwarz**

on request  
auf Anfrage

electro-plated finish nickel black  
galvanisch schwarz vernickelte Oberfläche



**nickel plated matt  
matt vernickelt**

on request  
auf Anfrage

electro-plated finish, nickel plated matt, for turn handles standard  
galvanische Oberfläche, matt vernickelt, Standard bei Drehknöpfen



No updating service is provided for this catalogue. For the latest details on our products, please go to [www.lehmann-locks.com](http://www.lehmann-locks.com) where you will find the information you require.

Dieser Katalog unterliegt keinem Änderungsdienst. Aktuelle Informationen über unsere Produkte finden Sie im Internet unter: [www.lehmann-locks.com](http://www.lehmann-locks.com) Bei Bedarf informieren Sie sich dort.

## Number Index

### Suchregister

Order-No. Bestell-Nr.	Page Seite	Order-No. Bestell-Nr.	Page Seite	Order-No. Bestell-Nr.	Page Seite
040014132	13.5	441800400	12.2	464105040	9.11
040083060	13.7	441807100	12.4	464105041	9.11
040154130	13.7	442211430	3.13	464105070	9.10
145807250	3.7	442211430	3.15	464105071	9.10
240265001	2.3	442920000	10.5	464105072	9.10
240265002	2.3	442920370	3.15	464105200	9.10
240265003	2.3	442920370	3.17	464105220	9.10
240265004	2.3	443011100	12.4	464155000	3.9
240265005	2.3	443247321	6.5	464155000	8.3
240265006	2.3	443247322	6.5	464155000	8.5
249265001	2.5	443301000	3.9	464155000	11.7
249265002	2.5	443714600	12.5	464155000	11.9
249265003	2.5	443714600	13.3	464195080	9.10
249265004	2.5	443714770	12.5	464251000	12.3
249265005	2.5	443714770	13.3	464253000	12.3
249265006	2.5	444150000	8.5	464405130	10.7
404107223	9.11	444150000	11.9	464405140	10.7
404246840	9.3	444161000	8.11	469520002	9.5
404246850	9.3	444161000	8.13	469520002	9.7
405104003	7.7	444165000	8.11	500000501	2.3
405108002	7.7	444515110	12.4	500000501	2.5
409266001	11.11	444516110	12.4	500000501	5.5
434106005	8.5	447510200	12.2	500000504	13.3
434106005	11.9	448270027	3.11	507500520	4.5
434106006	8.5	448270027	8.3	510000503	6.7
434106006	11.9	448270027	12.5	510000503	12.2
438118251	9.7	448270027	13.3	540600430	3.13
439520001	9.5	448270035	3.11	540600430	3.15
439520001	9.7	448270035	12.5	540600431	10.5
440060010	12.4	448270044	3.11	540600432	3.17
441070001	8.7	448270044	12.5	540800430	3.13
441146001	8.9	448270045	12.5	540800430	3.15
441147001	8.9	448270046	12.5	540800431	10.5
441149001	8.9	463910000	12.3	540800432	3.17
441180001	8.7	464105030	9.11	541000430	3.13
441288001	7.5	464105031	9.11	541000430	3.15
441288001	12.2	464105039	9.11	541000432	3.17

## Number Index

### Suchregister

Order-No. Bestell-Nr.	Page Seite	Order-No. Bestell-Nr.	Page Seite	Order-No. Bestell-Nr.	Page Seite
541000591	4.5	1429767003	10.3	1479267001	7.3
541000591	10.7	1429767031	3.17	1479367011	7.5
541085001	6.7	1432060163	6.3	1479367021	7.5
541200431	10.5	1432061201	6.7	1479367031	7.5
541200591	4.5	1432160163	6.3	1479660001	11.5
542920410	3.13	1432161201	6.7	1479760001	11.5
542920410	3.15	1432260163	6.5	1482763001	3.11
542920410	3.17	1432261201	6.7	1482768001	3.11
543200120	3.17	1432660001	6.9	1487360001	11.3
543200120	12.3	1435863151	8.9	1487360011	11.3
547400652	4.4	1435963151	8.9	1487560001	11.3
547401613	4.4	1439363001	7.3	1492263031	9.3
547490710	4.5	1441567001	8.3	1492263031	11.11
547491611	4.5	1441567001	8.5	1492363031	9.9
547491621	4.5	1441567001	11.7	1492660001	11.11
547500510	4.5	1441567001	11.9	1495263031	9.5
547500540	4.4	1441567011	3.9	1643067001	9.7
547500550	4.4	1441660151	8.11	1643067011	10.5
547500570	4.4	1441660221	8.11	1684960001	11.7
547500580	4.4	1441661151	8.13	1856860001	5.5
547500585	12.3	1441661221	8.13	1857160001	5.5
547500585	6.5	1442563201	3.3	4383118201	9.5
549081001	5.5	1448967201	3.3	4383118861	10.3
562920411	10.3	1451567001	7.7	4383118861	10.5
563843100	12.3	1451567021	7.7	4883118211	9.5
585107321	3.7	1455763150	3.5	14827630001	8.3
585140000	3.7	1455763250	3.5	24651250150	2.7
585680001	5.5	1455962250	3.5	24651250151	2.7
585710001	5.5	1455963150	3.5	24651260150	2.7
588871001	5.5	1458467251	3.7	24651260151	2.7
640771000	2.9	1466067400	3.5	24651270150	2.7
640771301	2.9	1467663001	6.9	24651270151	2.7
641216000	2.3	1475763150	4.3	24770046001	2.9
641216000	2.5	1475763250	4.3	3657120001001	13.3
1417163221	8.7	1475768001	10.7	3657120002001	13.3
1420463001	3.13	1475963150	4.3	3657130001001	13.3
1429767001	3.15	1475963250	4.3	3657130002001	13.3

# Opaline



The **Opaline** meets your requests.  
A pad showing your logo, a special delivery service or a particular cylinder finish?  
Find your own style and ask for your key.

For further information see chapter 2.

Der **Opaline** geht auf Ihre Wünsche ein.  
Ein Pad mit Ihrem Logo, spezieller Lieferservice oder eine besondere Zylinderoberfläche?  
Fragen Sie Ihren individuellen Schlüssel an.

Für weitere Informationen siehe Kapitel 2.

Cylinder + Keys  
Zylinder + Schlüssel



## Info

Master locking system  
Hauptschließanlage

### Schließplan 021000

Master Key  
Hauptschlüssel

Operates combinations  
021001-022000  
Betätigt die Schließungen  
021001-022000



Master Key

**021001-022000**



Key  
Schließungsschlüssel

Double profile key with  
bar channel profile  
Wendeschlüssel mit  
Flachbahnprofil



model B6

**021001-022000**

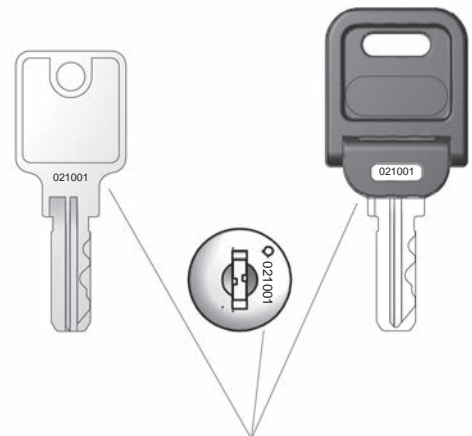


Key  
Schließungsschlüssel

Double profile key with  
bar channel profile  
Wendeschlüssel mit  
Flachbahnprofil



model B6.10



Keys and cylinder cores are numbered  
Schlüssel und Zylinder sind nummeriert



## Z65

Cylinder + Keys  
Zylinder + Schlüssel



Master Key B6  
for HS 021000

Order-No. Bestell-Nr.	Finish Oberfläche	BQ VE	MMQ MM
641216000	14621TB	1	



removal pin  
Auslösenadel

500000501	Inox / Edelstahl	100	
-----------	------------------	-----	--



B6 + B6

Cylinder with key set

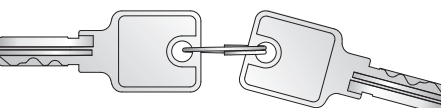
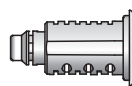
Cylinder core including  
bar channel keys,  
keyed on a ring

Zylinder mit Schlüsselsatz

Zylinderkern und  
Flachbahnschlüssel mit  
Flachbahnschlüssel angeringt



Z65



B6 + B6

		nickel plated / vernickelt		
240265001	021001-021020	25 pieces per each combination keyed alike in a box 25 St. je Schließung gleichschließend im Karton	25	500
240265002	021001-022000	25 pieces per each combination keyed alike 25 St. gleichschließend je Schließung	25	25
240265003	021001-022000	1 piece per each combination packed in a poly bag as per plan in a box je 1 St. pro Schließung im Beutel nach Schließplan im Karton	1	10



B6.10 + B6.10

Cylinder with key set

Cylinder core including  
bar channel flexy keys,  
keyed on a ring

Zylinder mit Schlüsselsatz

Zylinderkern und  
Flachbahnkippschlüssel mit  
Flachbahnkippschlüssel  
angeringt



Z65



B6.10 + B6.10

		nickel plated / vernickelt		
240265004	021001-021020	25 pieces per each combination keyed alike in a box 25 St. je Schließung gleichschließend im Karton	25	500
240265005	021001-022000	25 pieces per each combination keyed alike 25 St. gleichschließend je Schließung	25	25
240265006	021001-022000	1 piece per each combination packed in a poly bag as per plan in a box je 1 St. pro Schließung im Beutel nach Schließplan im Karton	1	10

Variation, finishes on request. / Varianten, Oberflächen auf Anfrage.



**Info**

Master locking system with security certificate  
 Hauptschließanlage mit Sicherungsschein



Master Key  
 Hauptschlüssel




Master Key

9001AA - 9999ZZ

Key  
 Schließungsschlüssel

Double profile key with  
 bar channel profile

Wendeschlüssel mit  
 Flachbahnprofil



model B6

9001AA - 9999ZZ

Key  
 Schließungsschlüssel

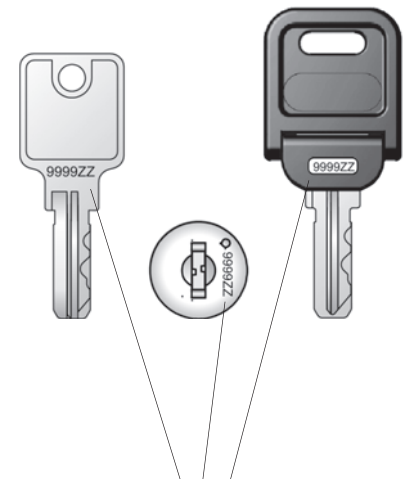
Double profile flexy key  
 with bar channel profile

Wendekippschlüssel  
 mit Flachbahnprofil



model B6.10

9001AA - 9999ZZ



Keys and cylinders cors are numbered  
 Schlüssel und Zylinder sind nummeriert

## Z 65

Cylinder + Keys  
Zylinder + Schlüssel



Master Key B6

Order-No. Bestell-Nr.	Finish Oberfläche	BQ VE	MMQ MM
--------------------------	----------------------	----------	-----------

649006000		1	
-----------	--	---	--



removal pin  
Auslösenadel

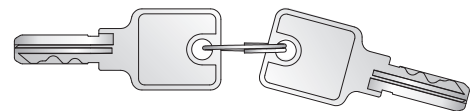
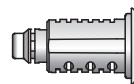
500000501	Inox / Edelstahl	100	
-----------	------------------	-----	--



B6 + B6



Z65



B6 + B6

Cylinder with key set

Cylinder core including  
bar channel keys,  
keyed on a ring

Zylinder mit Schlüsselsatz

Zylinderkern und  
Flachbahnschlüssel mit  
Flachbahnschlüssel angeringt


		nickel plated / vernickelt	
<b>249265001</b>	1-20 differs 1-20 Schließungen	25 pieces per each combination keyed alike in a box 25 St. je Schließung gleichschließend im Karton	25 500
<b>249265002</b>	1-1000 differs 1-1000 Schließungen	25 pieces per each combination keyed alike 25 St. gleichschließend je Schließung	25 25
<b>249265003</b>	1-20 differs 1-20 Schließungen	1 piece per each combination packed in a poly bag as per plan in a box je 1 St. pro Schließung im Beutel nach Schließplan im Karton	1 10



B6.10 + B6.10



Z65



B6.10 + B6.10

Cylinder with key set

Cylinder core including  
bar channel flexy keys,  
keyed on a ring

Zylinder mit Schlüsselsatz

Zylinderkern und  
Flachbahnkippschlüssel mit  
Flachbahnkippschlüssel  
angeringt

		nickel plated / vernickelt	
<b>249265004</b>	1-20 differs 1-20 Schließungen	25 pieces per each combination keyed alike in a box 25 St. je Schließung gleichschließend im Karton	25 500
<b>249265005</b>	1-1000 differs 1-1000 Schließungen	25 pieces per each combination keyed alike 25 St. gleichschließend je Schließung	25 25
<b>249265006</b>	1-20 differs 1-20 Schließungen	1 piece per each combination packed in a poly bag as per plan in a box je 1 St. pro Schließung im Beutel nach Schließplan im Karton	1 10

## Flexy Key

### Outstanding function.

A quick click and the key of the **Flexy Key** disappears inside the flat key cover. Ideal on every key ring.

**Flexy Key**, pleasant to hold and functional in the furniture.

### Funktion die überzeugt.

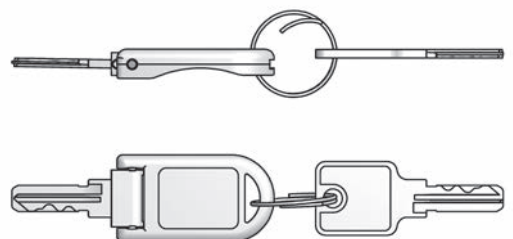
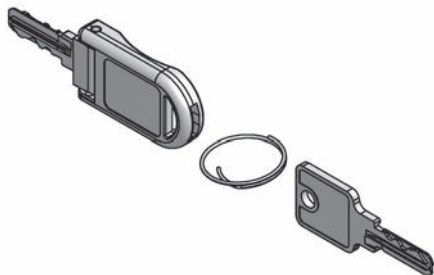
Eine kurzer Klick und der Schlüssel des **Flexy Keys** versteckt sich im flachen Griff. Einfach gut am Schlüsselbund.

**Flexy Key**, grifffreundlich und funktional am Möbel.

## ... the perfect concept!



Spare key keyed on a ring with flexy key / Zweitschlüssel an Kippschlüssel angeringt



Variation, finishes on request. / Varianten, Oberflächen auf Anfrage.

## Flexy Key

Cylinder + Keys  
Zylinder + Schlüssel



C6.00 + B6

Cylinder with key set  
Cylinder core including  
bar channel flexy key with  
bar channel key,  
keyed on a ring

Zylinder mit Schlüsselsatz  
Zylinderkern und  
Flachbahnkippschlüssel mit  
Flachbahnschlüssel angeringt

Order-No. Bestell-Nr.	Finish Oberfläche	BQ VE	MMQ MM
--------------------------	----------------------	----------	-----------



C6

B6

nickel plated / vernickelt - black / schwarz

<b>24651250150</b>	1-20 differs 1-20 Schließungen	25 pieces per each combination keyed alike in a box 25 St. je Schließung gleichschließend im Karton	25	500
<b>24651260150</b>	1-1000 differs 1-1000 Schließungen	25 pieces per each combination keyed alike 25 St. gleichschließend je Schließung	25	25
<b>24651270150</b>	1-20 differs 1-20 Schließungen	1 piece per each combination packed in a poly bag as per plan in a box je 1 St. pro Schließung im Beutel nach Schließplan im Karton	1	10



C6.00 + B6

Cylinder with key set  
Cylinder core including  
bar channel flexy key with  
bar channel key,  
keyed on a ring

Zylinder mit Schlüsselsatz  
Zylinderkern und  
Flachbahnkippschlüssel mit  
Flachbahnschlüssel angeringt



C6

B6

nickel plated / vernickelt - translucent / transluzent

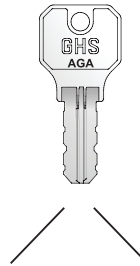
<b>24651250151</b>	1-20 differs 1-20 Schließungen	25 pieces per each combination keyed alike in a box 25 St. je Schließung gleichschließend im Karton	25	500
<b>24651260151</b>	1-1000 differs 1-1000 Schließungen	25 pieces per each combination keyed alike 25 St. gleichschließend je Schließung	25	25
<b>24651270151</b>	1-20 differs 1-20 Schließungen	1 piece per each combination packed in a poly bag as per plan in a box je 1 St. pro Schließung im Beutel nach Schließplan im Karton	1	10

# Z 77 TRIKEY

Group master locking system with a certificate  
 Gruppenhauptschließanlage mit Zertifikat



General Master Key/  
 Gruppenhauptschlüssel

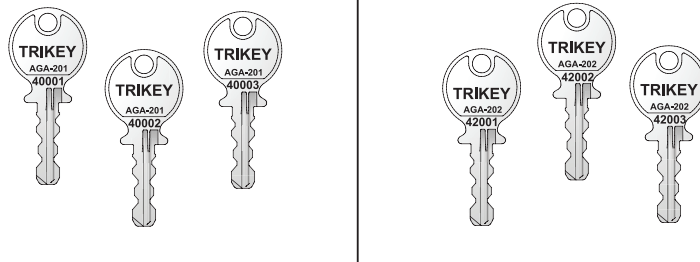


Group Master Key/  
 Gruppenschlüssel



Key/  
 Schließungsschlüssel

Double profile key/  
 Wendeschlüssel



## Schließplan

Overview system **AGA** / Übersicht Anlage **AGA**  
 (also available system / ebenfalls erhältlich Anlage **AGB** / **AGC** / **AGD** / **AGE**)

20 Groups / Gruppen	AGA																			
System / Anlage <b>AGA</b>	AGA-201	AGA-202	AGA-203	AGA-204	AGA-205	AGA-206	AGA-207	AGA-208	AGA-209	AGA-210	AGA-211	AGA-212	AGA-213	AGA-214	AGA-215	AGA-216	AGA-217	AGA-218	AGA-219	AGA-220
1900 Combinations each group / je Gruppe 1900 Einzelschließungen	41900	43900	45900	47900	49900	51900	53900	55900	57900	59900	61900	63900	65900	67900	69900	71900	73900	75900	77900	79900
	40001	42001	44001	46001	48001	50001	52001	54001	56001	58001	60001	62001	64001	66001	68001	70001	72001	74001	76001	78001

# TRIKEY

Order-No. Bestell-Nr.	Finish Oberfläche	BQ VE	MMQ MM
--------------------------	----------------------	----------	-----------



GHS

General Master Key/  
Gruppenhauptschlüssel

<b>640771000</b>		1	1
------------------	--	---	---



GS

Group Master Key/  
Gruppenschlüssel

<b>640771301</b>	je Anlage	1	1
------------------	-----------	---	---



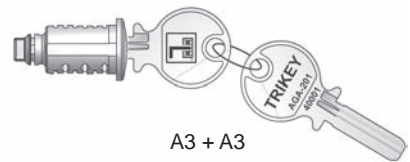
A3 + A3

**Cylinder with key set**  
Cylinder core including  
Trikey keys, keyed on  
a ring

**Zylinder mit Schlüsselsatz**  
Zylinderkern und  
Trikeyschlüssel mit  
Trikeyschlüssel angeringt



Z77



A3 + A3

<b>24770046001</b>	je Anlage	1 piece per each combination packed je 1 St. pro Schließung nach Schließplan gepackt	1	1
--------------------	-----------	--	---	---



# TRIKEY



Ask for the digital locking plan. / Fordern Sie den digitalen Schließplan an.

 General Master Key Generalhauptschlüssel	Stck.	Anlage															
		<b>AGA</b>															

 Group Master Key Gruppenschlüssel	Stck.	Gruppe	Stck.	Gruppe	Stck.	Gruppe	Stck.	Gruppe	Stck.	Gruppe	Stck.	Gruppe	Stck.	Gruppe	Stck.	Gruppe	Stck.	Gruppe
		<b>AGA 201</b>		<b>AGA 202</b>		<b>AGA 203</b>		<b>AGA 204</b>		<b>AGA 205</b>		<b>AGA 206</b>		<b>AGA 207</b>		<b>AGA 208</b>		<b>AGA 209</b>

 Cylinder with key set Zylinder mit Schlüsselsatz	Stck.	Schließung	Stck.	Schließung	Stck.	Schließung	Stck.	Schließung	Stck.	Schließung	Stck.	Schließung	Stck.	Schließung	Stck.	Schließung	Stck.	Schließung
		40001		42001		44001		46001		48001		50001		52001		54001		56001
		40002		42002		44002		46002		48002		50002		52002		54002		56002
		40003		42003		44003		46003		48003		50003		52003		54003		56003
		40004		42004		44004		46004		48004		50004		52004		54004		56004
		40005		42005		44005		46005		48005		50005		52005		54005		56005
		40006		42006		44006		46006		48006		50006		52006		54006		56006
		40007		42007		44007		46007		48007		50007		52007		54007		56007
		40008		42008		44008		46008		48008		50008		52008		54008		56008
		40009		42009		44009		46009		48009		50009		52009		54009		56009
		40010		42010		44010		46010		48010		50010		52010		54010		56010
		40011		42011		44011		46011		48011		50011		52011		54011		56011
		40012		42012		44012		46012		48012		50012		52012		54012		56012
		40013		42013		44013		46013		48013		50013		52013		54013		56013
		40014		42014		44014		46014		48014		50014		52014		54014		56014
		40015		42015		44015		46015		48015		50015		52015		54015		56015
		40016		42016		44016		46016		48016		50016		52016		54016		56016
		40017		42017		44017		46017		48017		50017		52017		54017		56017
		40018		42018		44018		46018		48018		50018		52018		54018		56018
		40019		42019		44019		46019		48019		50019		52019		54019		56019
		40020		42020		44020		46020		48020		50020		52020		54020		56020

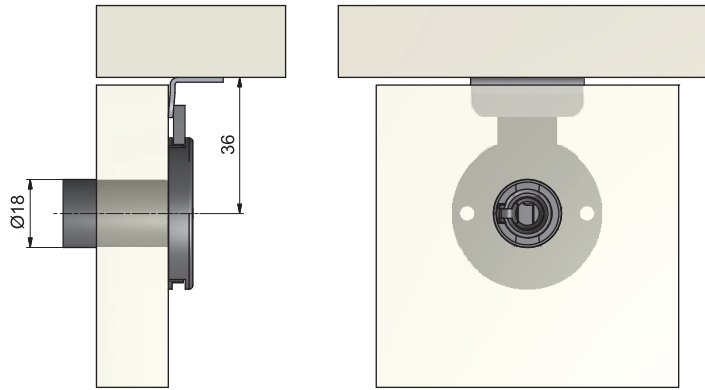
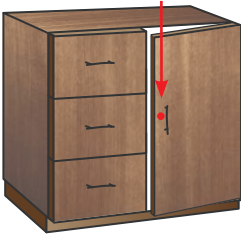
**Case locks, cam locks and shooting bar locks**  
**Kasten-, Hebel- und Schubstangenschlösser**





## Type 489

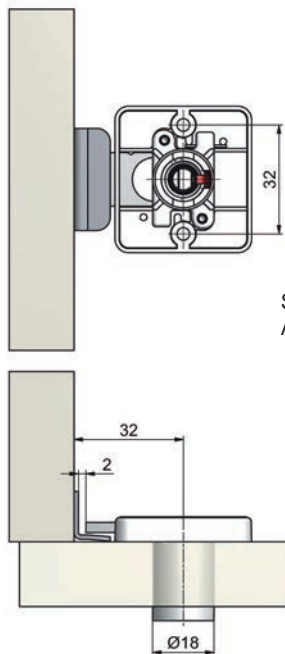
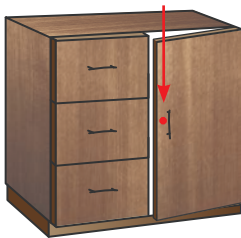
Application example  
Anwendungsbeispiel



Striker plate 3011 (see chapter 12)  
Anschlagwinkel 3011 (siehe Kapitel 12)

## Type 425

Application example  
Anwendungsbeispiel

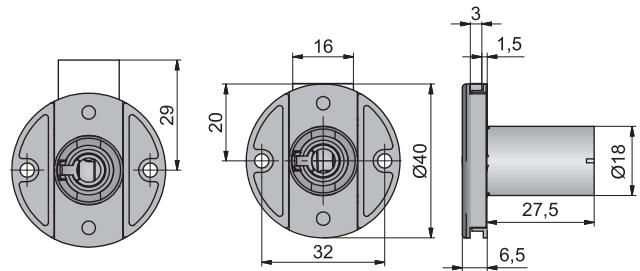
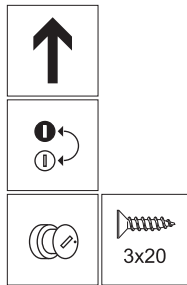


Striker plate 3011 (see chapter 12)  
Anschlagwinkel 3011 (siehe Kapitel 12)

## Type 489



Case lock 489  
Kastenschloss 489

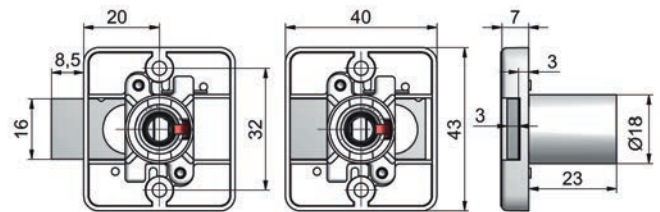
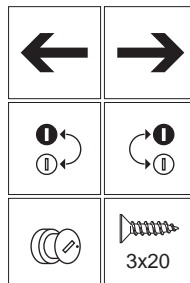


Order-No. Bestell-Nr.	Finish Oberfläche	BQ VE
1448967203 ↑	20 mm nickel plated / vernickelt	50

## Type 425



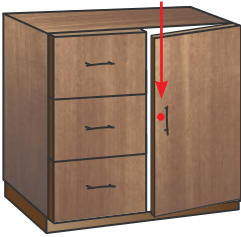
Case lock 425  
Kastenschloss 425



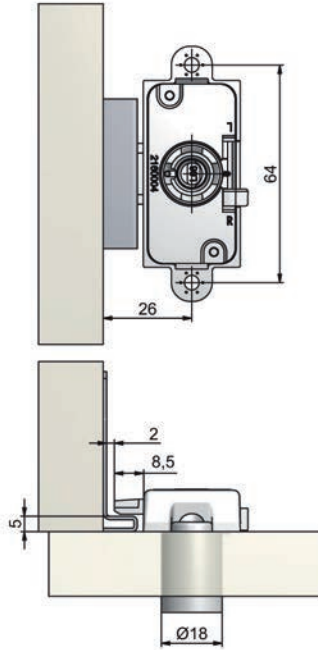
1442563201 ←	20 mm	nickel plated / vernickelt	100
1442563202 →	20 mm	nickel plated / vernickelt	100

## Type 550/559

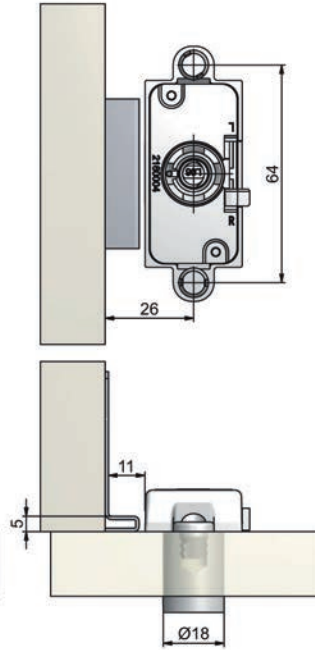
Application example  
Anwendungsbeispiel



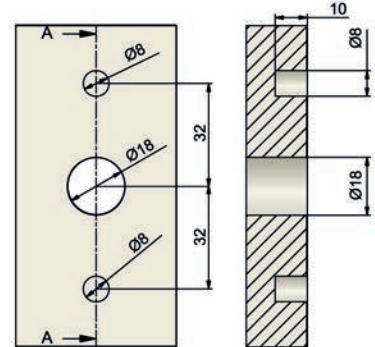
**Type 550**  
Screw fixing /  
schraubbar



**Type 559**  
To fasten with dowels /  
dübelbar



Drilling template  
Bohrbild

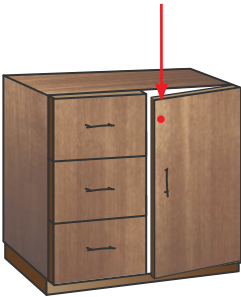


Striker plate 4515/4516  
(see chapter 12)  
Anschlagwinkel 4515/4516  
(siehe Kapitel 12)

Key retention adjustable (see page 1.4) / Schlüsselabzugssperre einstellbar (siehe Seite 1.4)

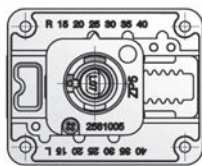
## Type 660

Application example  
Anwendungsbeispiel



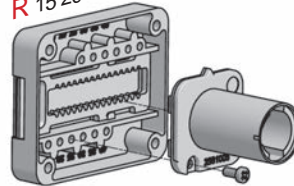
adjusting backset / Dornmaß verstellen

R 15 20 25 30 35 40



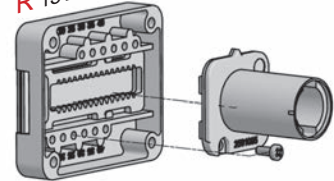
Supplied ex-works  
backset 25 /  
Ab Werk Dornmaß 25

R 15 20 25 30 35 40



Remove cylinder /  
Zylinderteil demontieren

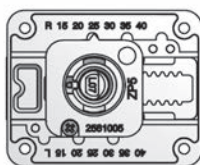
R 15 20 25 30 35 40



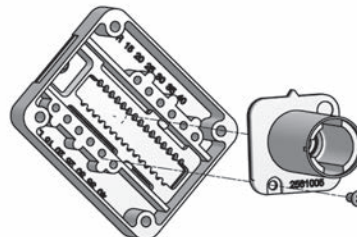
Select backset and fix cylinder /  
Dornmaß wählen, Zylinderteil montieren

adjusting, right or left / einstellen, rechts oder links

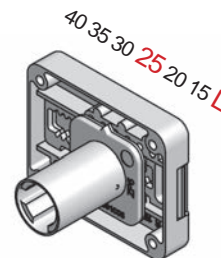
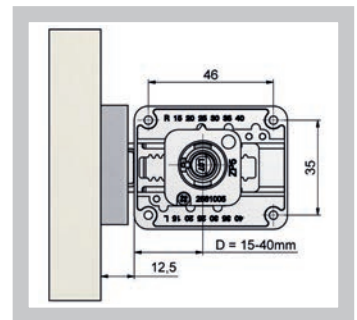
R 15 20 25 30 35 40



Remove cylinder /  
Zylinderteil demontieren



Rotate by 180° / Schlosskasten um 180° drehen  
select backset and fix cylinder /  
Dornmaß wählen u. Zylinderteil montieren



Striker plate / Schließwinkel Type 4515 + Type 4516 (see chapter 12 / siehe Kapitel 12)

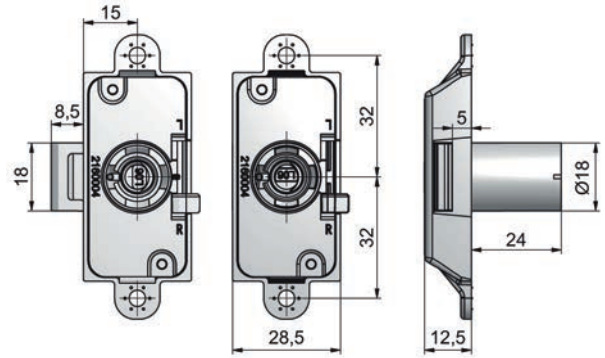
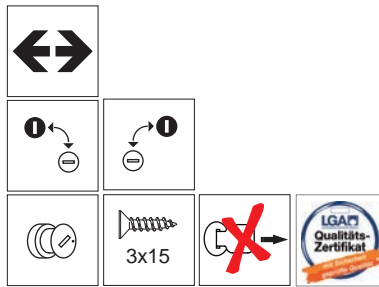
ready / fertig

## Type 550



Case lock 550  
Kastenschloss 550

Order-No. Bestell-Nr.	Finish Oberfläche	BQ VE
--------------------------	----------------------	----------

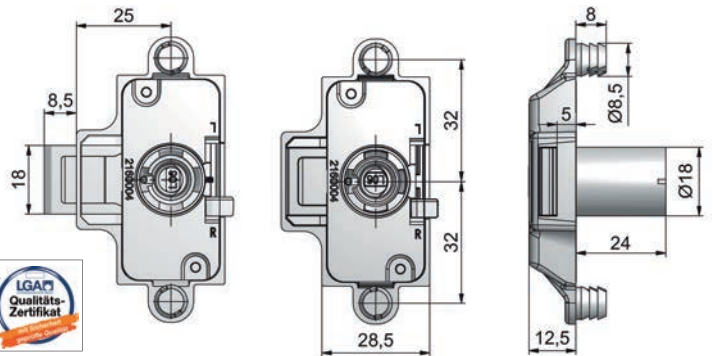
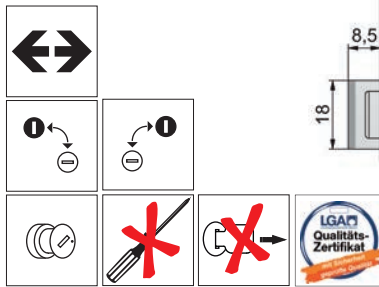


1455763150	↔ 15 mm	nickel plated / vernickelt	100
1455763200	↔ 20 mm	nickel plated / vernickelt	100
1455763250	↔ 25 mm	nickel plated / vernickelt	100
1455763300	↔ 30 mm	nickel plated / vernickelt	100

## Type 559



Case lock 559  
with dowels  
Kastenschloss 559  
dübelbar

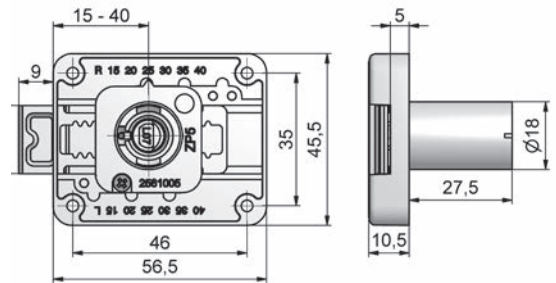
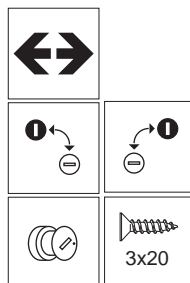


1455963150	↔ 15 mm	nickel plated / vernickelt	100
1455963200	↔ 20 mm	nickel plated / vernickelt	100
1455963250	↔ 25 mm	nickel plated / vernickelt	100
1455963300	↔ 30 mm	nickel plated / vernickelt	100

## Type 660



Case lock 660  
Kastenschloss 660

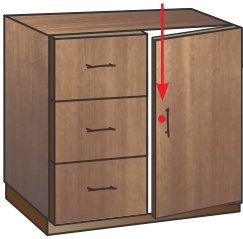


1466067400	↔ 15 - 40 mm	nickel plated / vernickelt	50
------------	--------------	----------------------------	----

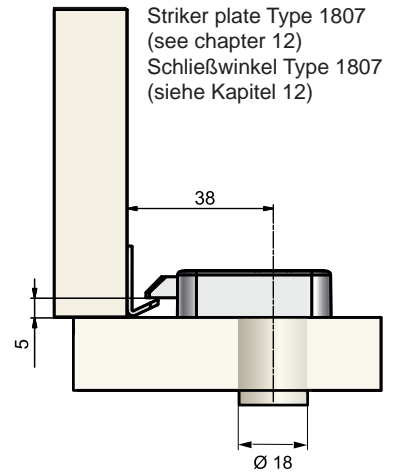
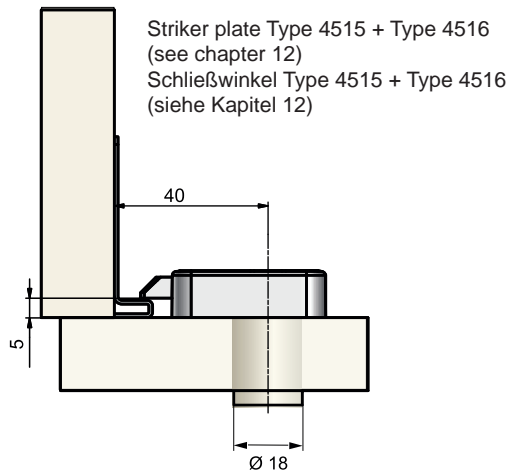
Further accessories are shown in chapter 12. / Weiteres Zubehör siehe Kapitel 12.

## Type 584

Application example  
Anwendungsbeispiel

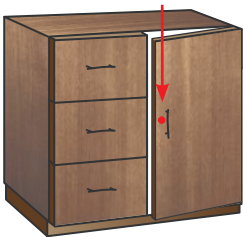


Bestell-Nr. Order-No.	Oberfläche Finish	VE BQ
--------------------------	----------------------	----------

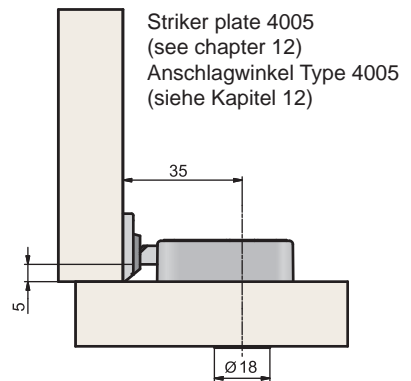
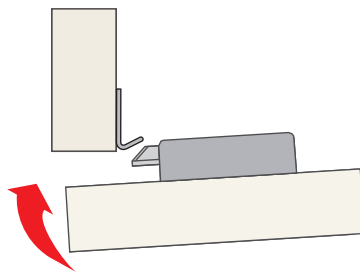


## Type 587

Application example  
Anwendungsbeispiel



### Installation drawing with slam lock 587 / Einbau mit Schnäpperschloss 587



Centre of lock  
Schlossmitte

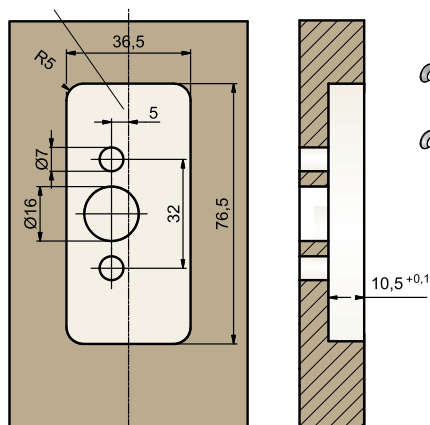
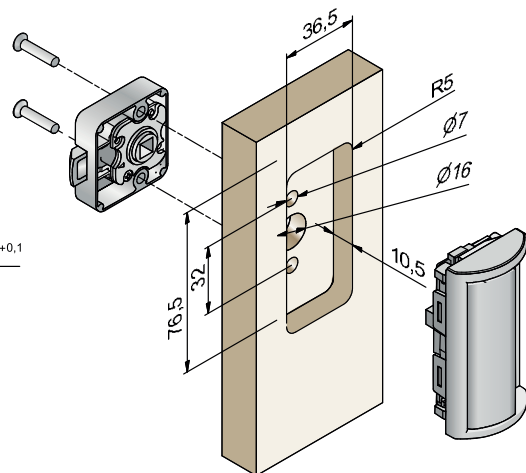



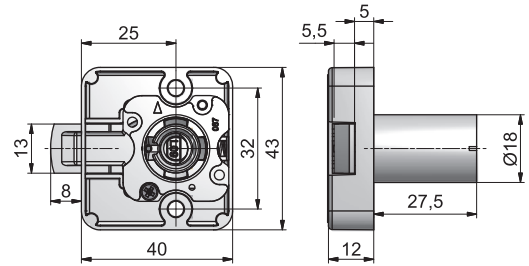
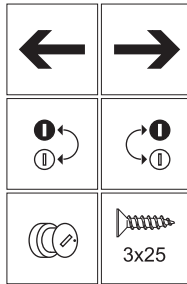
Diagramm: Side panel with right-hand door  
Darstellung: Seitenwand bei rechter Tür



## Type 584



Slam lock 584  
Schnäpperschloss 584



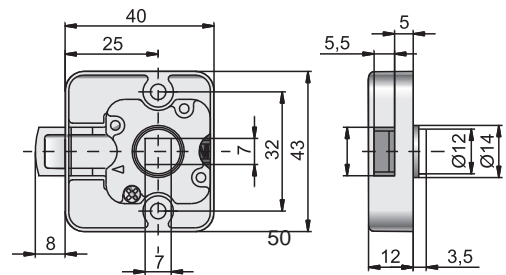
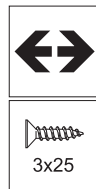
<b>1458467251</b>	←	25 mm	nickel plated / vernickelt	50
-------------------	---	-------	----------------------------	----

<b>1458467252</b>	→	25 mm	nickel plated / vernickelt	50
-------------------	---	-------	----------------------------	----

## Type 587



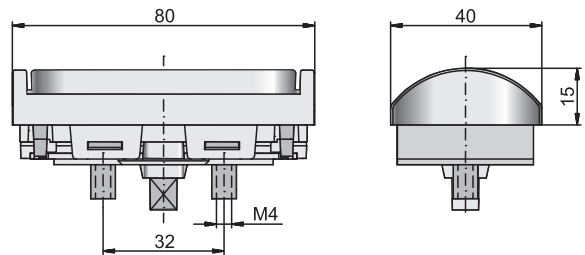
Slam lock 587  
Schnäpperschloss 587



<b>145807250</b>	↔		nickel plated / vernickelt	50
------------------	---	--	----------------------------	----



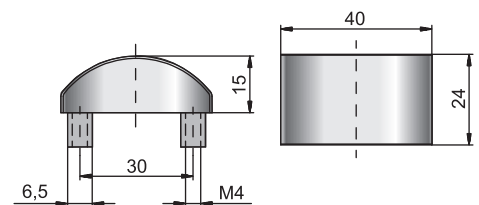
Insert handle 51-32  
Insertgriff 51-32



<b>585107321</b>			nickel plated matt / matt vernickelt	25
------------------	--	--	--------------------------------------	----



Deco - Insert 51  
without cylinder  
Deco - Insert 51  
ohne Zylinder



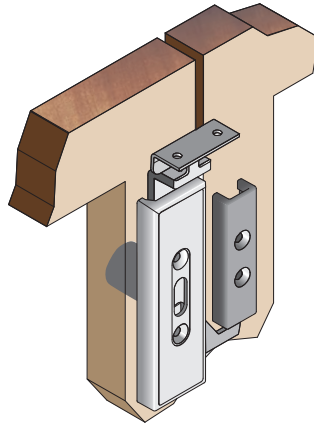
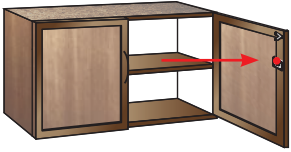
<b>585140000</b>			nickel plated matt / matt vernickelt	25
------------------	--	--	--------------------------------------	----

Further accessories are shown in chapter 11 / Weiteres Zubehör siehe Kapitel 11

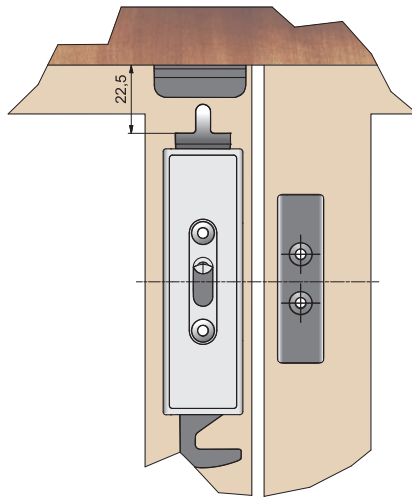


## Type 415.01

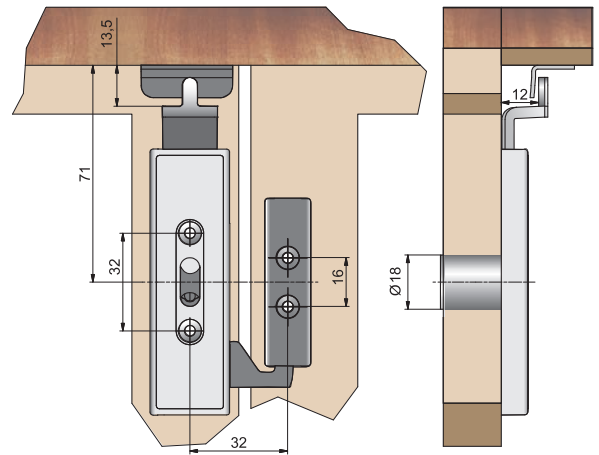
Application example  
Anwendungsbeispiel



open / geöffnet

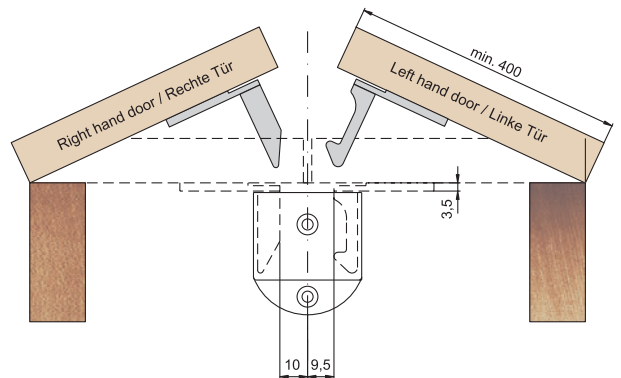
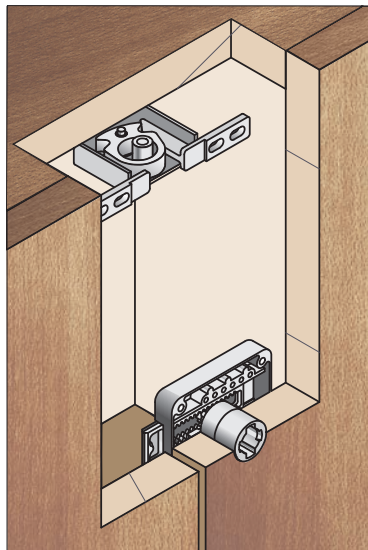
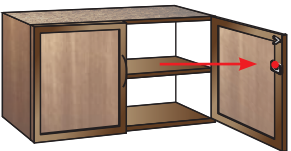


closed / geschlossen



## Type 330

Application example  
Anwendungsbeispiel



**Type 415.01**

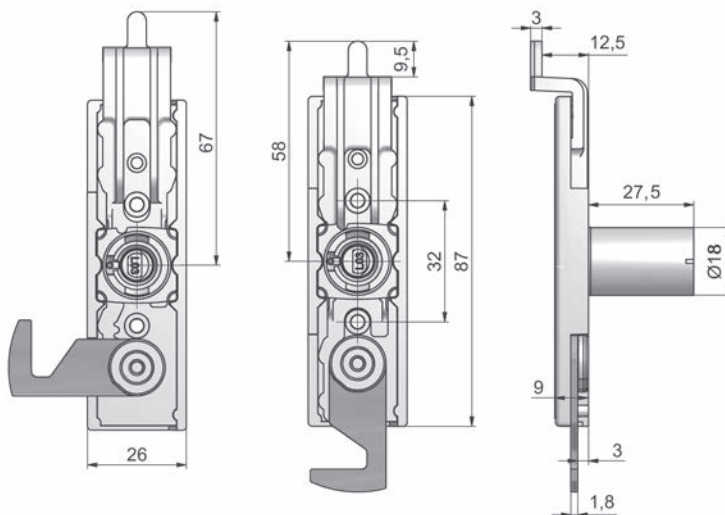
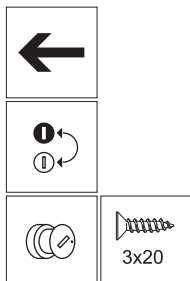


Double door lock 415.01  
Doppeltürschloss 415.01

Order-No.  
Bestell-Nr.

Finish  
Oberfläche

BQ  
VE



1441567011 ←

nickel plated / vernickelt

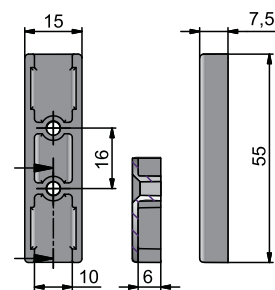
100

**System components**

Systembauteile



Striker 4155  
Schließplatte 4155



464155000

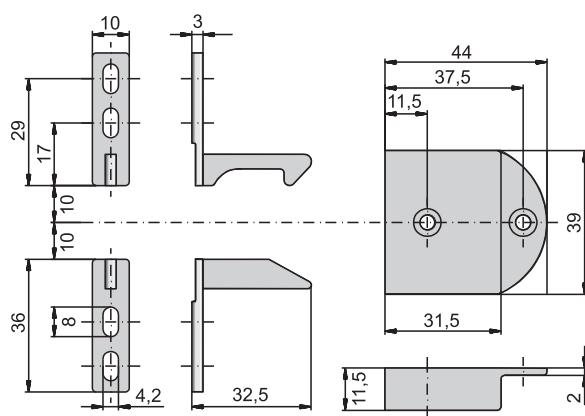
black / schwarz

100

**Type 330**



Automatic door cam 330  
Automatik Türriegel 330



443301000

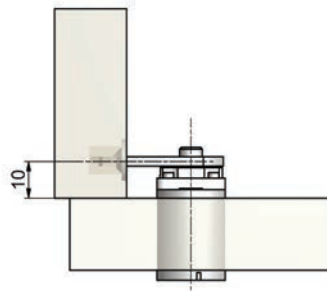
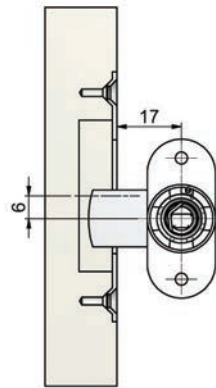
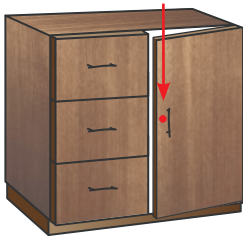
nickel plated / vernickelt

100



## Type 827

Application example  
Anwendungsbeispiel



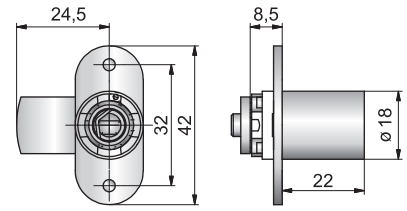
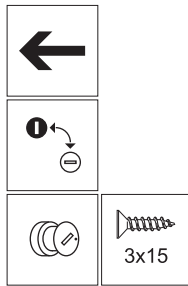
striker plate 7510 see page 12.2  
Schließblech 7510 siehe Seite 12.2

# Type 827

Order-No. Bestell-Nr.	Finish Oberfläche	BQ VE
--------------------------	----------------------	----------



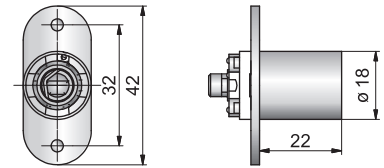
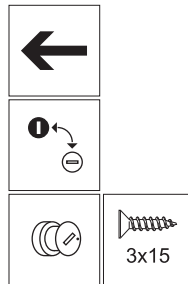
Cam lock 827  
with cam  
Hebelzylinder 827  
mit montiertem Riegel



<b>1482768001</b> ←	nickel plated / vernickelt	50
---------------------	----------------------------	----



Cam lock 827  
without cam  
Hebelzylinder 827  
ohne montiertem Riegel



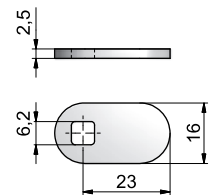
<b>1482763001</b> ←	nickel plated / vernickelt	50
---------------------	----------------------------	----

## System components

### Systembauteile



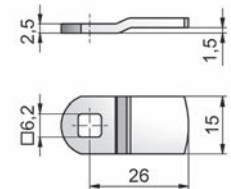
Cam 827.044  
Riegel 827.044



<b>448270044</b>	nickel plated / vernickelt	50
------------------	----------------------------	----



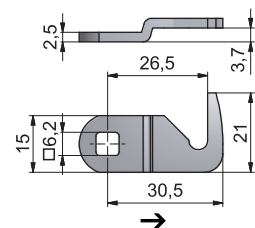
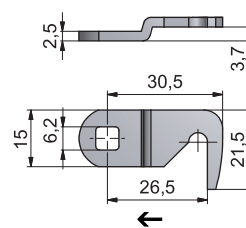
Cam 827.035  
Riegel 827.035



<b>448270035</b>	nickel plated / vernickelt	50
------------------	----------------------------	----



Cam 827.027  
Riegel 827.027

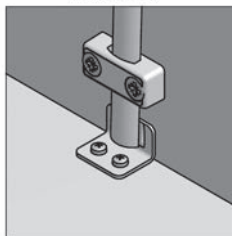
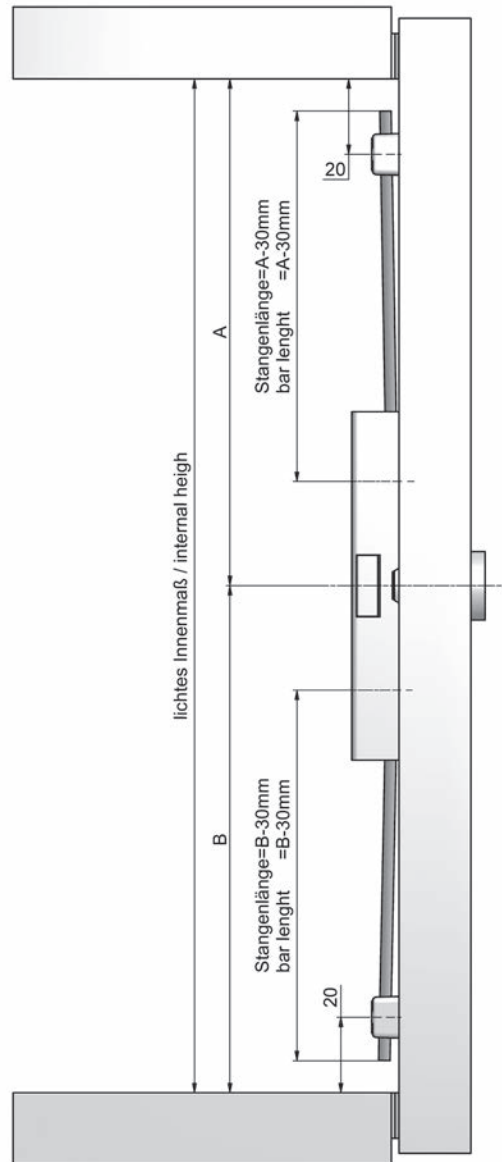
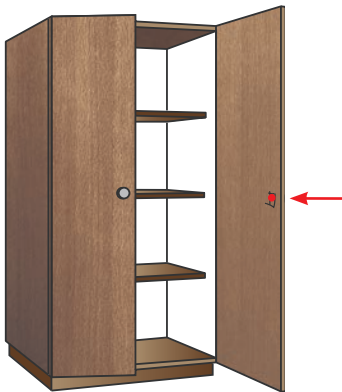
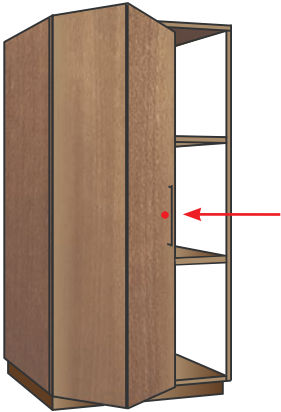


<b>448270027</b> ←	nickel plated / vernickelt	50
--------------------	----------------------------	----

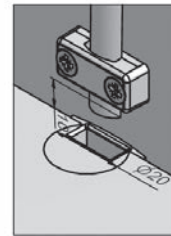
<b>448270046</b> →	nickel plated / vernickelt	50
--------------------	----------------------------	----

## Type 205/204

Application example  
Anwendungsbeispiel



Striker plate 2211 (see page 3.13)  
Anschlagwinkel 2211 (siehe Seite 3.13)



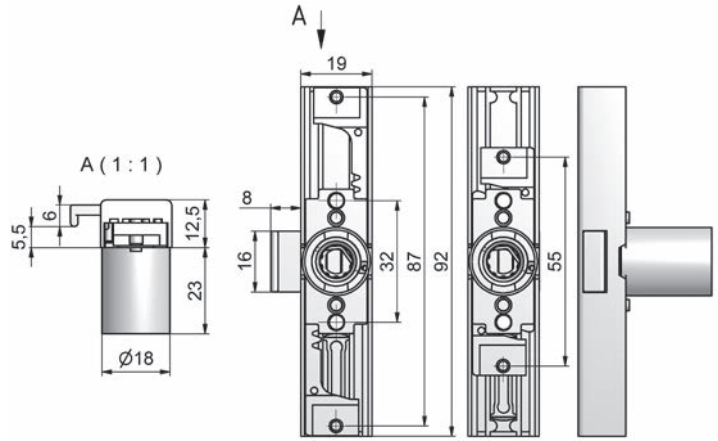
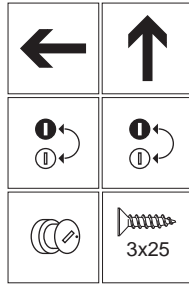
Use striker 037  
bars longer by 12 mm  
(see page 3.15)  
12mm längere Stangen  
bei Lagertopfensatz 037  
(siehe Seite 3.15)

# Type 204

Order-No. Bestell-Nr.	Finish Oberfläche	BQ VE
--------------------------	----------------------	----------



Shooting bar lock 204  
Schubstangenschloss 204



<b>1420463001</b> ←	nickel plated / vernickelt	50
<b>1420463003</b> ↑	nickel plated / vernickelt	50


## System components

Systembauteile



Shooting bar 043  
Schubstange 043

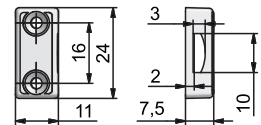
Steel solid section  
Vollprofil 10x3



<b>540600430</b>	600 mm	nickel plated / vernickelt	50
<b>540800430</b>	800 mm	nickel plated / vernickelt	50
<b>541000430</b>	1000 mm	nickel plated / vernickelt	50



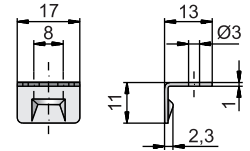
Rod guide 041  
Stangenführung 041



<b>542920410</b>	nickel plated / vernickelt	250
------------------	----------------------------	-----



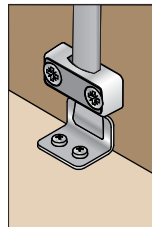
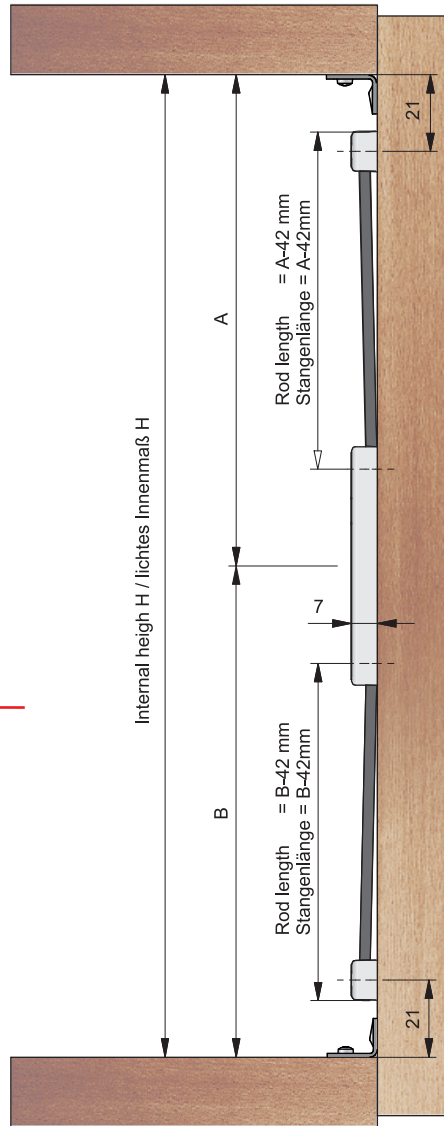
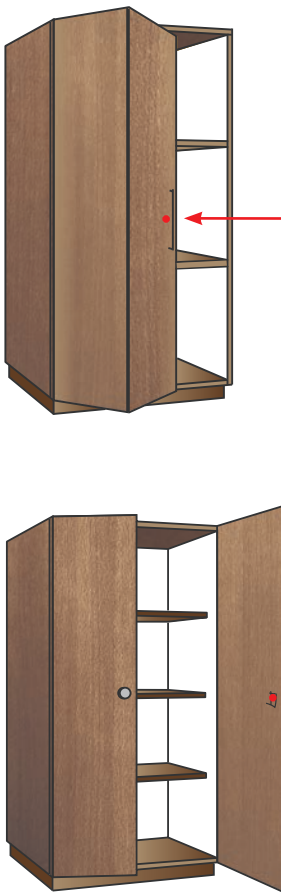
Striker plate 2211  
Anschlagwinkel 2211



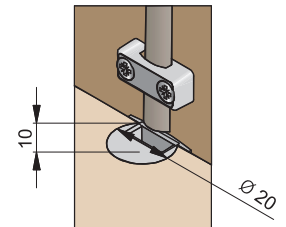
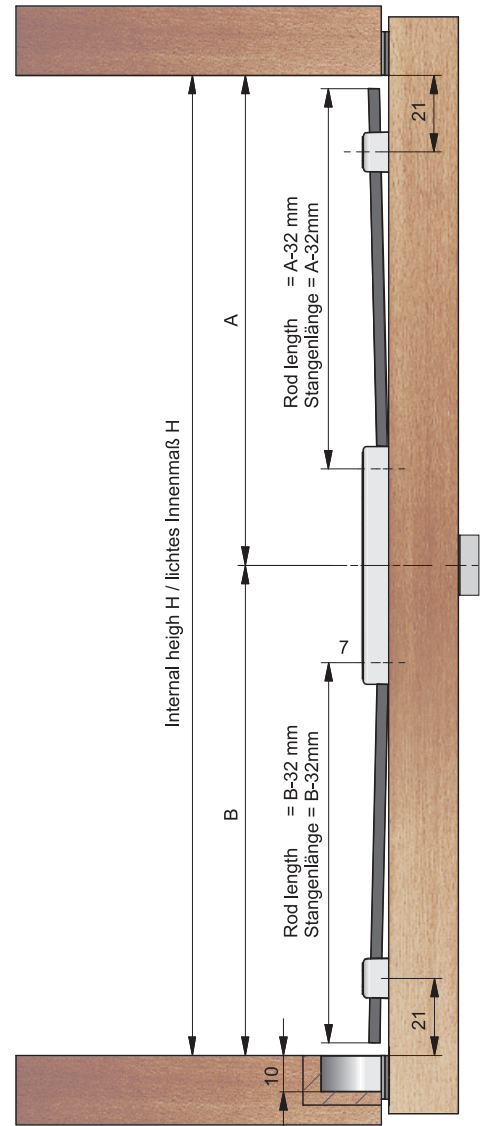
<b>442211430</b>	nickel plated / vernickelt	1000
------------------	----------------------------	------

# Type 292

Application example  
Anwendungsbeispiel



Striker plate 2211 (see page 3.13)  
Anschlagwinkel 2211 (siehe Seite 3.13)



Striker 037 (see page 3.13)  
Lagertopf 037 (siehe Seite 3.13)

## Type 292

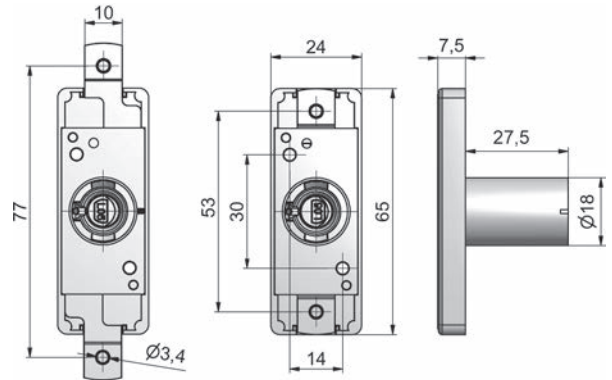
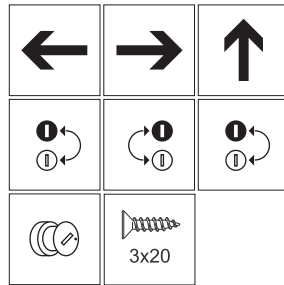


Shooting bar lock 292  
Schubstangenschloss 292

Order-No.  
Bestell-Nr.

Finish  
Oberfläche

BQ  
VE



<b>1429767001</b>	←	nickel plated / vernickelt	50
<b>1429767002</b>	→	nickel plated / vernickelt	50
<b>1429767003</b>	↑	nickel plated / vernickelt	25

## System components

Systembauteile



Shooting bar 043  
Schubstange 043

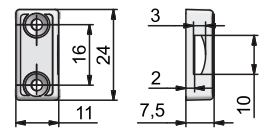
Steel solid section  
Stahl Vollprofil 10x3



<b>540600430</b>	600 mm	nickel plated / vernickelt	50
<b>540800430</b>	800 mm	nickel plated / vernickelt	50
<b>541000430</b>	1000 mm	nickel plated / vernickelt	50



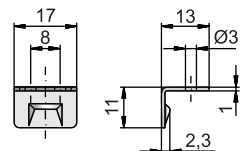
Rod guide 041  
Stangenführung 041



<b>542920410</b>		nickel plated / vernickelt	250
------------------	--	----------------------------	-----



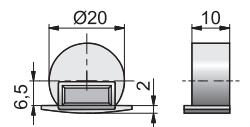
Striker plate 2211  
Anschlagwinkel 2211



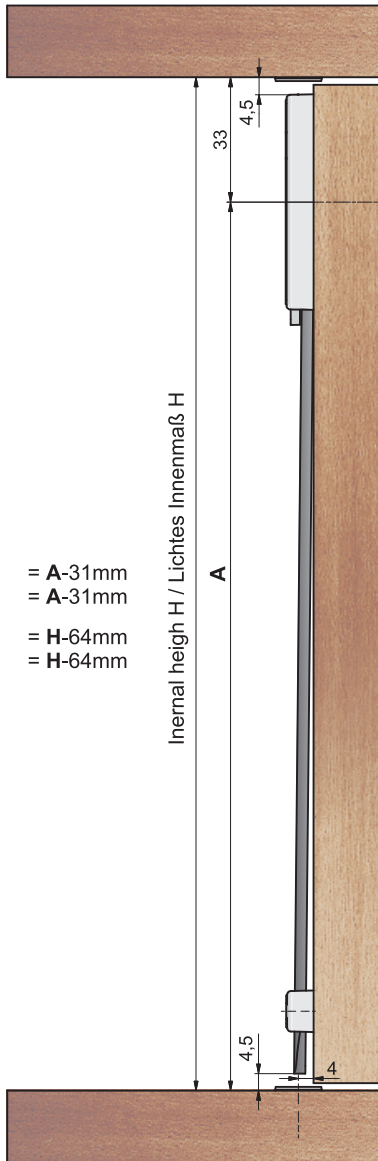
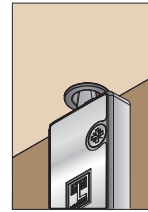
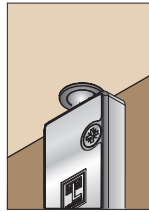
<b>442211430</b>		nickel plated / vernickelt	1000
------------------	--	----------------------------	------



<b>442920370</b>		nickel plated / vernickelt	100
------------------	--	----------------------------	-----

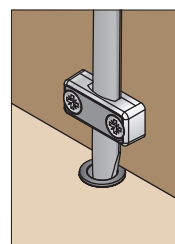
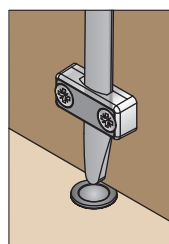


Typ 292.03



Rod length = A-31mm  
 Stangenlänge = A-31mm  
 Rod length = H-64mm  
 Stangenlänge = H-64mm

Internal height H / Lichtes Innenmaß H

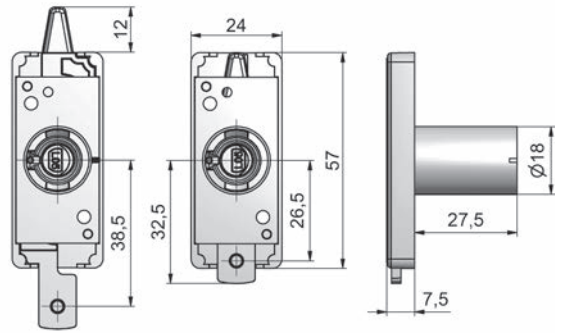
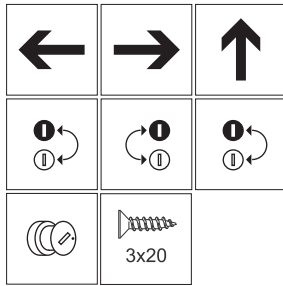


## Type 292.03



shooting bar lock 292.03  
Schubstangenschloss 292.03

Order-No. Bestell-Nr.	Finish Oberfläche	BQ VE
--------------------------	----------------------	----------




<b>1429767031</b>	←	nickel plated / vernickelt	50
<b>1429767032</b>	→	nickel plated / vernickelt	50
<b>1429767033</b>	↑	nickel plated / vernickelt	25

## System components

### Systembauteile



shooting bar 043.2  
Schubstange 043.2

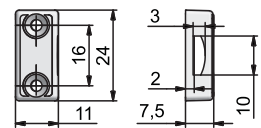


Steel solid section  
Stahl Vollprofil 10x3

<b>540600432</b>	600 mm	nickel plated / vernickelt	50
<b>540800432</b>	800 mm	nickel plated / vernickelt	50
<b>541000432</b>	1000 mm	nickel plated / vernickelt	50



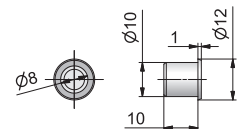
rod guide 041  
Stangenführung 041



<b>542920410</b>		nickel plated / vernickelt	250
------------------	--	----------------------------	-----



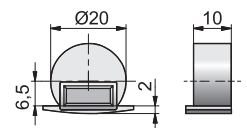
socket 012  
Arretierungshülse 012



<b>543200120</b>		nickel plated / vernickelt	250
------------------	--	----------------------------	-----



striker 037  
Lagertopf 037




<b>442920370</b>		nickel plated / vernickelt	100
------------------	--	----------------------------	-----



## Type 415.01

The different idea  
... *Perfection for double hinged doors*

Die andere Idee  
... *Perfektion für doppelte Drehtüren*

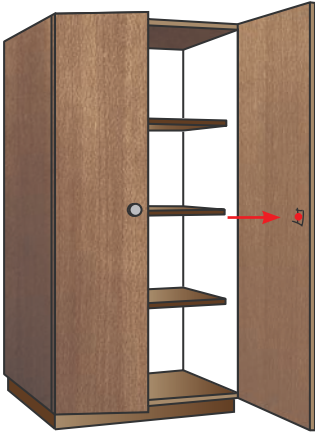


**Espagnolette locks  
Drehstangenschlösser**

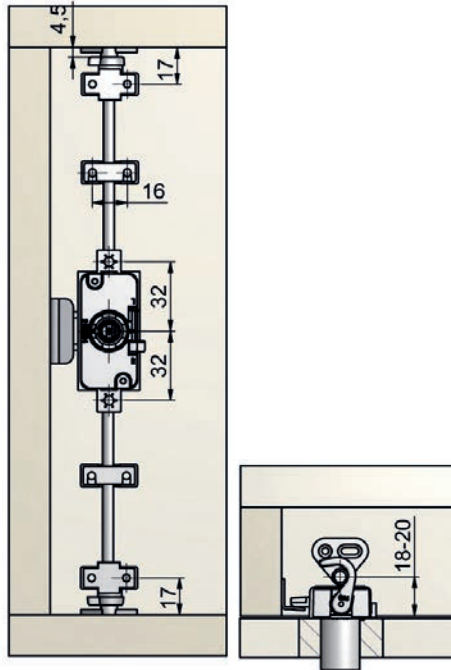
**4**

Type 750/759

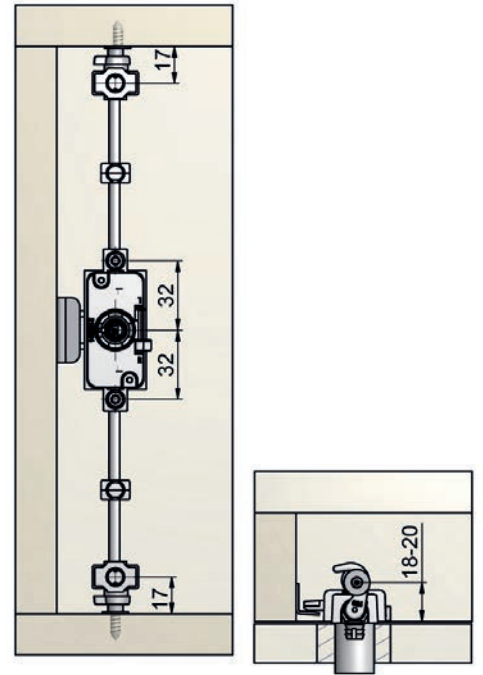
Application example  
Anwendungsbeispiel



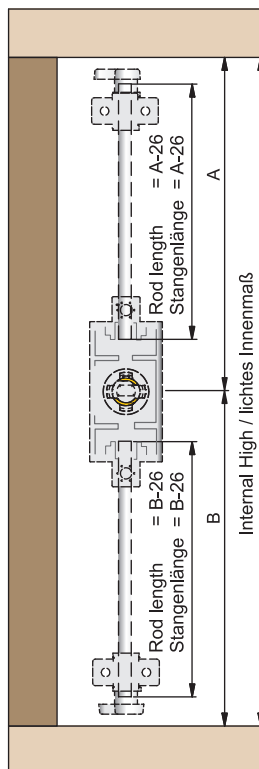
Espagnolette lock - screw fixing  
Drehstangenschloss - schraubbar



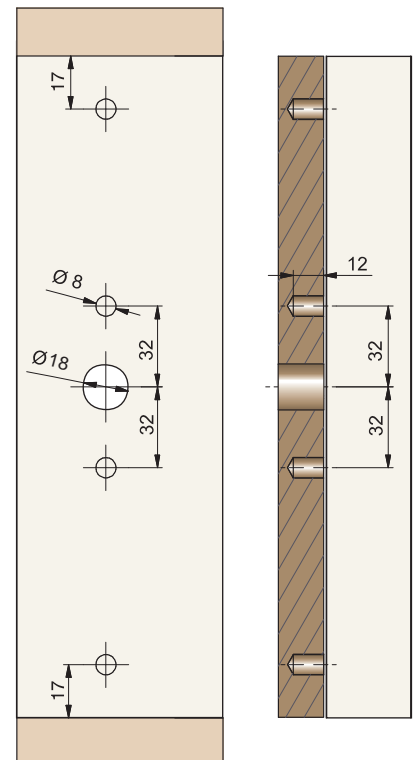
Espagnolette lock - to fasten with dowels  
Drehstangenschloss - dübelbar



Installation dimensions  
Stangenlängenberechnung



Drilling template to fasten with dowels  
Bohrbild dübelbares Drehstangenschloss



**Type 750**



Espagnolette lock 750  
Drehstangenschloss 750

Order-No. Bestell-Nr.	Finish Oberfläche	BQ VE
1475763150	nickel plated / vernickelt	50
1475763250	nickel plated / vernickelt	50

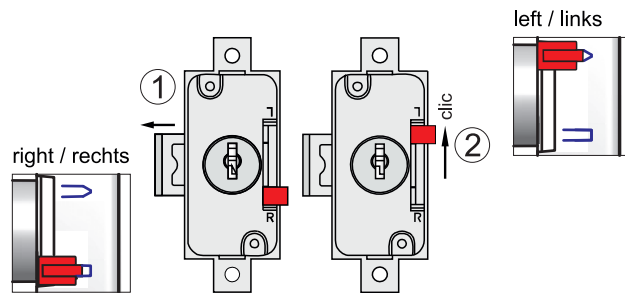
**Type 759**



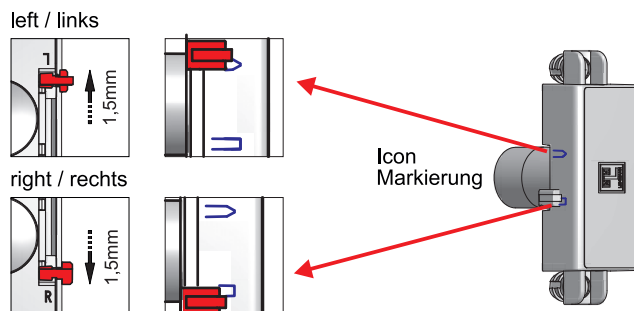
Espagnolette lock 759  
with dowels  
Drehstangenschloss 759  
dübelbar

1475963150	nickel plated / vernickelt	50
1475963250	nickel plated / vernickelt	50

To adjust 550 / 750 right / left  
Einstellen 550 / 750 rechts / links



To adjust key retention 550 / 750  
Einstellen Schlüsselabzugssperre 550 / 750



## System components

Systembauteile



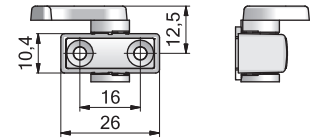
Locking hook 161.3  
Schließhaken 161.3



547401613

Finish  
Oberfläche

nickel plated / vernickelt



BQ  
VE

500

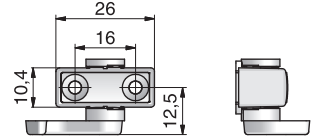


Locking hook 162.3  
Schließhaken 162.3



547401623

nickel plated / vernickelt



500

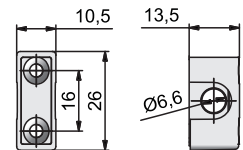


Rod guide 065.2  
Stangenführung 065.2



547400652

nickel plated / vernickelt



1000

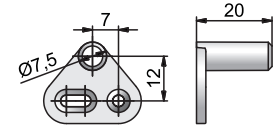


Stop metal 057  
Anschlagstift 057



547500570

nickel plated / vernickelt



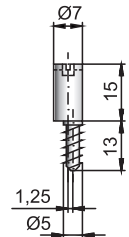
250



Stop metal 055  
Anschlagstift 055

547500550

nickel plated / vernickelt



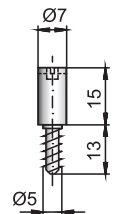
500



Stop metal 054  
Anschlagstift 054

547500540

nickel plated / vernickelt



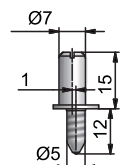
500



Stop metal 058  
Anschlagstift 058

547500580

nickel plated / vernickelt



500

## System components

Systembauteile



Locking hook with dowels 161.1  
Schließhaken dübelbar 161.1

Order-No.  
Bestell-Nr.

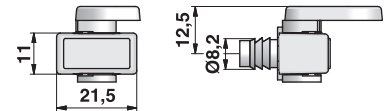
Finish  
Oberfläche

BQ  
VE

547491611

nickel plated / vernickelt

500

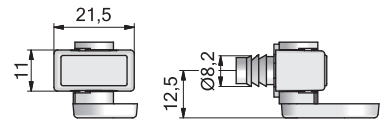


Locking hook with dowels 162.1  
Schließhaken dübelbar 162.1

547491621

nickel plated / vernickelt

500

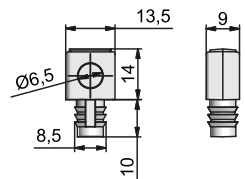


Rod guide with dowels 071  
Stangenführung dübelbar 071

547490710

nickel plated / vernickelt

1000



Stop metal 051 Thread M6 052  
Anschlagstift 051 Muffe M6 052

507500520

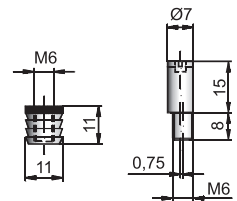
plastic socket / Kunststoffmuffe

500

547500510

nickel plated / vernickelt

500



Rod 6/5  
Drehstange 6/5

Further lengths on request.  
Weitere Längen auf Anfrage.

541000591

1000 mm

nickel plated / vernickelt

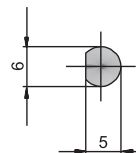
50

541200591

1200 mm

nickel plated / vernickelt

50





*e-solutions*



Dial locks



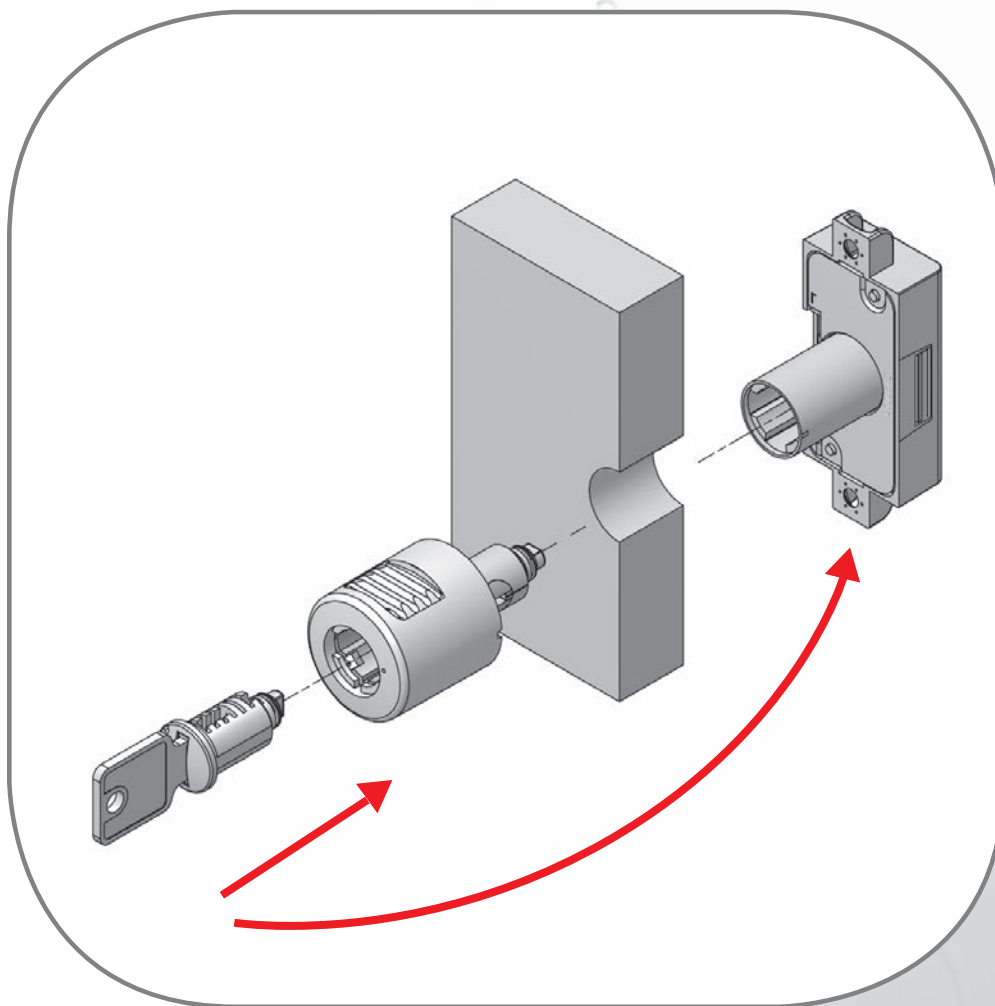
*Open your mind!*





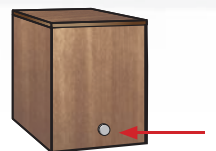
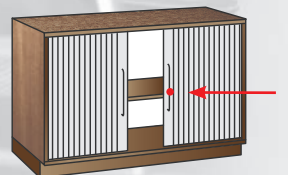

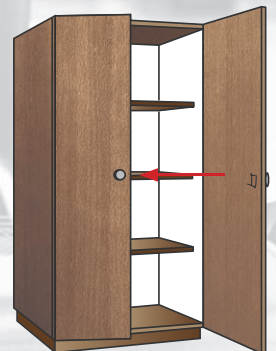

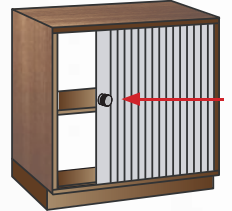
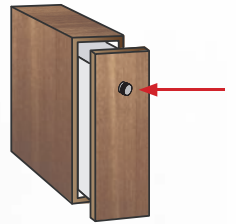
Turn-handles  
Drehgriffe





Removal pin  
Auslösenadel



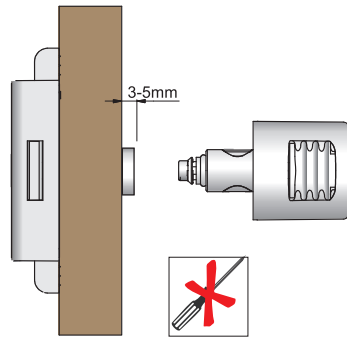


Turn-handle

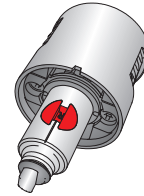
Drehgriff



Cylinder projection  
Zylinderüberstand

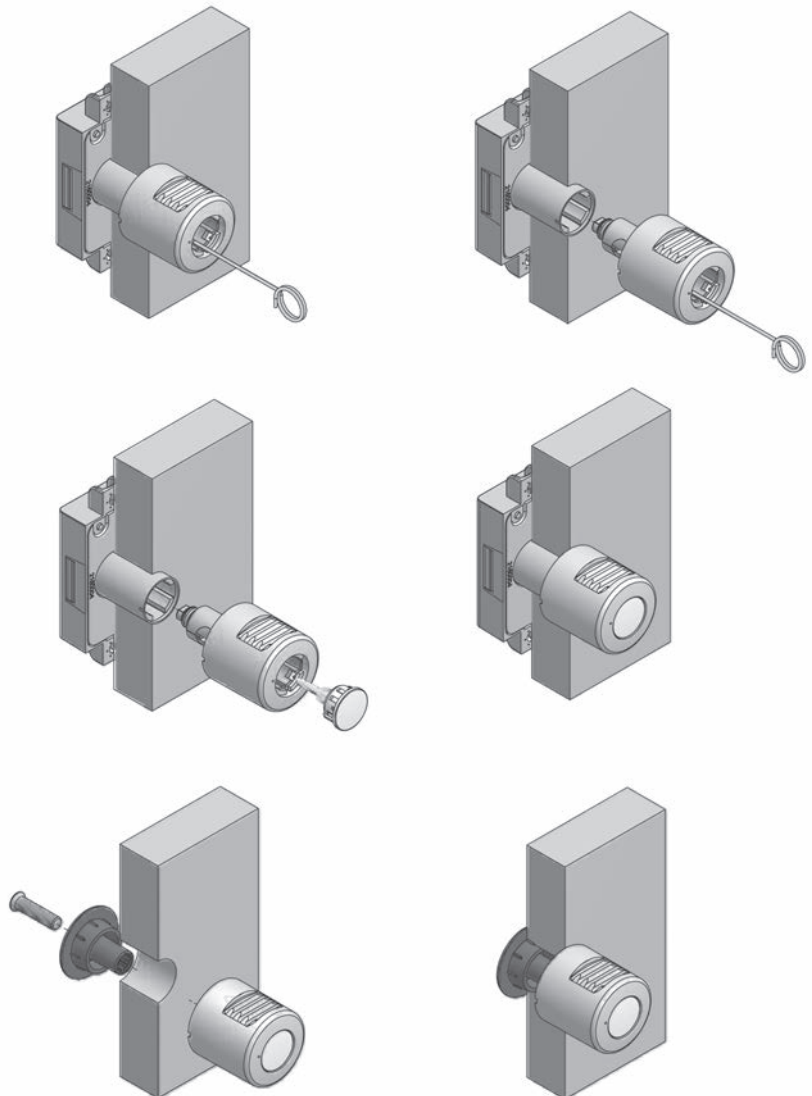


Further applications on request.  
Andere Einbausituationen auf Anfrage



Turn handle left are coloured  
Linke Drehgriffe sind markiert

Dismounting turn-handle - Type 0568/0571 / Demontage Drehgriff - Type 0568/0571

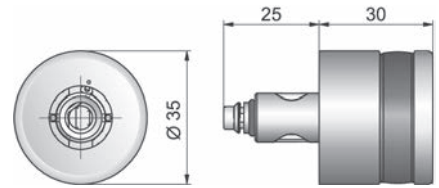
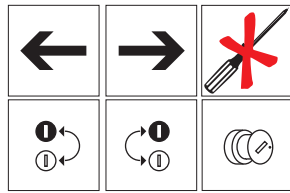


## Drehgriffe

Order-No. Bestell-Nr.	Finish Oberfläche	BQ VE
--------------------------	----------------------	----------



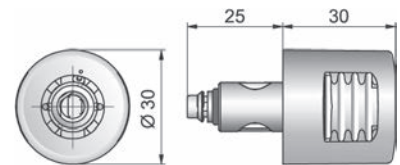
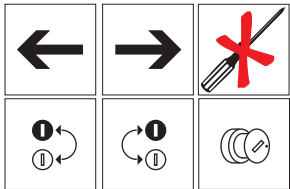
Turn handle 571  
Drehgriff 571



1857160001 ←	nickel plated matt / matt vernickelt	100
1857160002 →	nickel plated matt / matt vernickelt	100



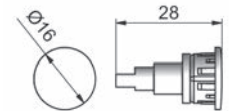
Turn handle 568  
Drehgriff 568



1856860001	nickel plated matt / matt vernickelt	100
1856860002	nickel plated matt / matt vernickelt	100



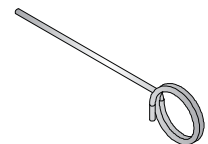
Cover 8871  
Kappe 8871



588871001	nickel plated matt / matt vernickelt	100
-----------	--------------------------------------	-----



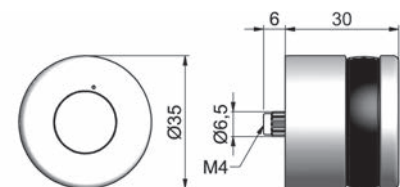
Removal pin 501  
Auslösenadel 501



500000501	Inox / Edelstahl	100
-----------	------------------	-----



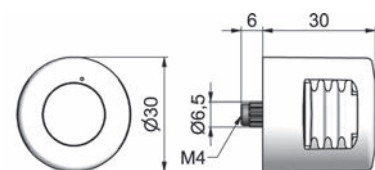
Handle 5710  
Griff 5710



585710001	nickel plated matt / matt vernickelt	100
-----------	--------------------------------------	-----



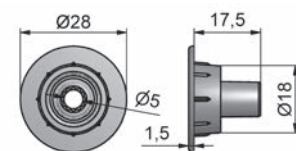
Handle 5680  
Griff 5680



585680001	nickel plated matt / matt vernickelt	100
-----------	--------------------------------------	-----



Shim 9081  
Befestigungsscheibe 9081



549081001	nickel plated / vernickelt	100
-----------	----------------------------	-----



## Turn - handles

*... one system - multiple possibilities*

variabel, universal

## Drehgriffe

*... ein System - viele Möglichkeiten*

variabel, universell



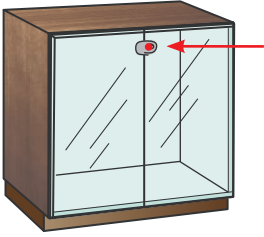
**Glastürschlösser**  
**Glas door locks**



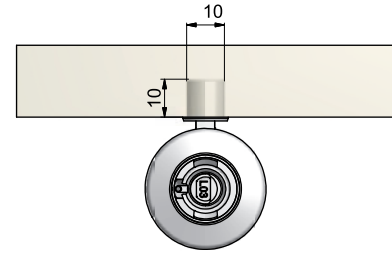
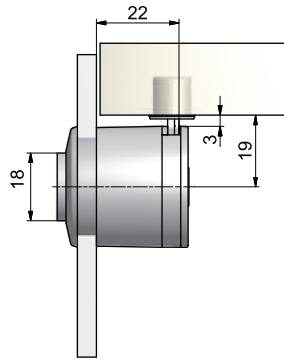
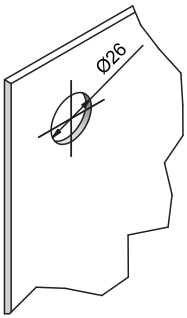


## Type 320

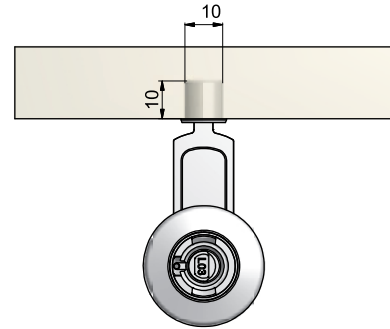
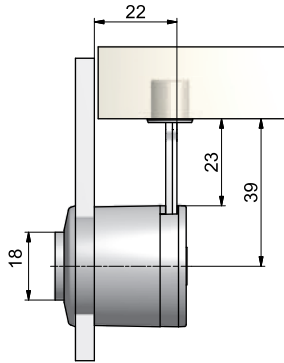
Application example  
Anwendungsbeispiel



Glass door surface mounted  
Glastür aufliegend



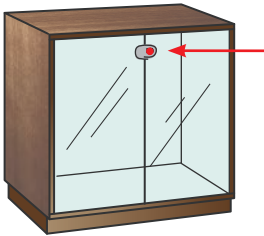
Socket 012 (see page 6.5)  
Arretierungshülse 012 (siehe Seite 6.5)



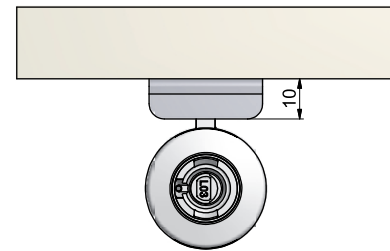
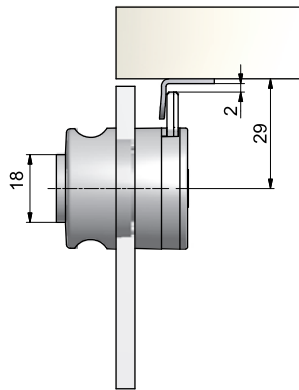
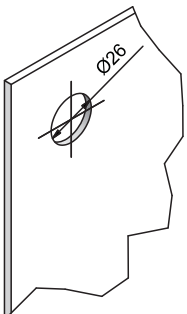
To upgrade key retention  
Schlüsselabzugssperre nachrüstbar

## Type 321

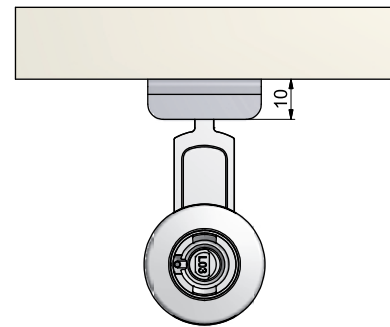
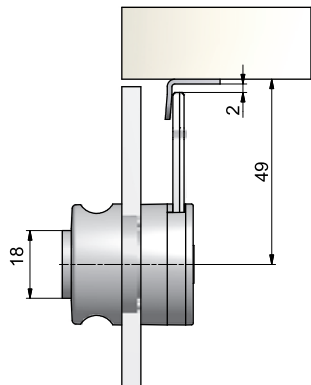
Application example  
Anwendungsbeispiel



Glass door internally mounted  
Glastür innenliegend



Striker plate 3011 (see chapter 12)  
Anschlagwinkel 3011 (siehe Kapitel 12)



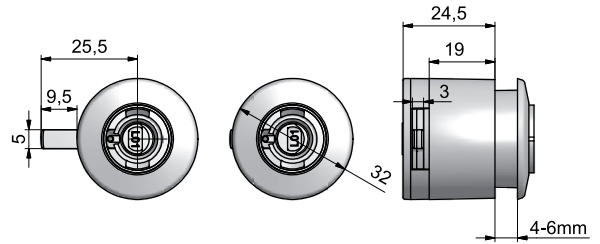
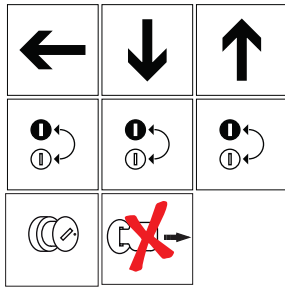
To upgrade key retention  
Schlüsselabzugssperre nachrüstbar

## Type 320



Glastürschloss 320  
glass door lock 320

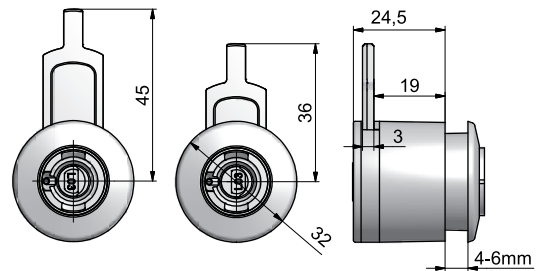
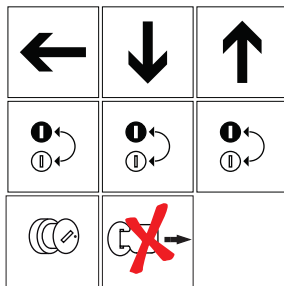
Order-No. Bestell-Nr.	Finish Oberfläche	BQ VE
--------------------------	----------------------	----------



1432060161	← 16 mm	vernickelt / nickel plated	50
1432060163	↑ 16 mm	vernickelt / nickel plated	50
1432060164	↓ 16 mm	vernickelt / nickel plated	50



Glastürschloss 320  
glass door lock 320

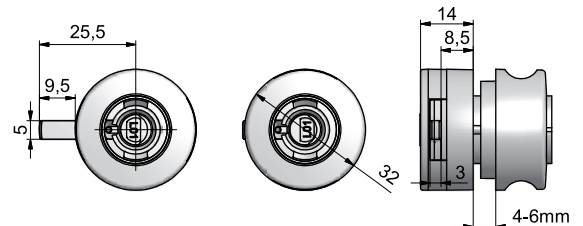
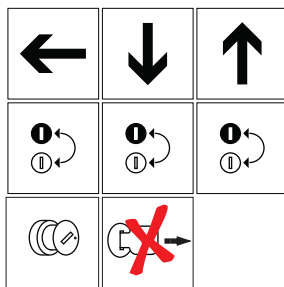


1432060361	← 36 mm	vernickelt / nickel plated	50
1432060363	↑ 36 mm	vernickelt / nickel plated	50
1432060364	↓ 36 mm	vernickelt / nickel plated	50

## Type 321



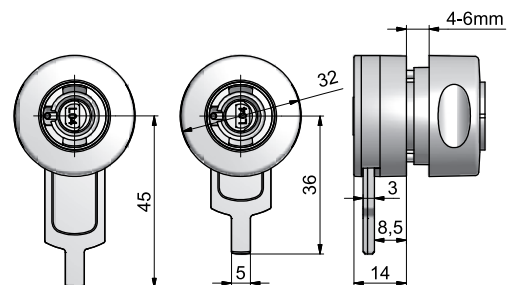
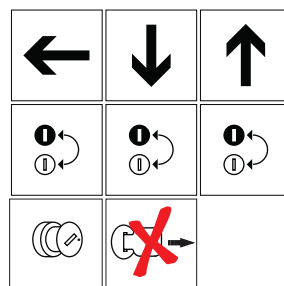
Glastürschloss 321  
glass door lock 321



1432160161	← 16 mm	vernickelt / nickel plated	50
1432160163	↑ 16 mm	vernickelt / nickel plated	50
1432160164	↓ 16 mm	vernickelt / nickel plated	50



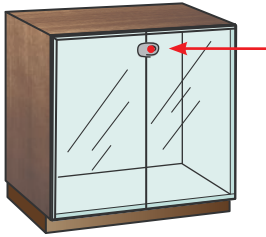
Glastürschloss 321  
glass door lock 321



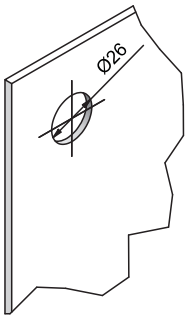
1432160361	← 36 mm	vernickelt / nickel plated	50
1432160363	↑ 36 mm	vernickelt / nickel plated	50
1432160364	↓ 36 mm	vernickelt / nickel plated	50

## Type 322

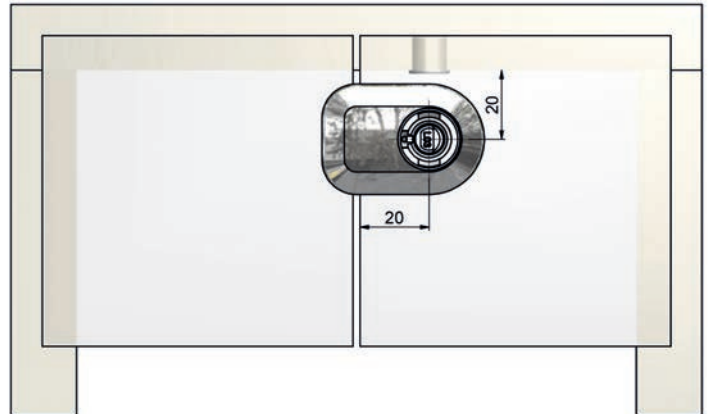
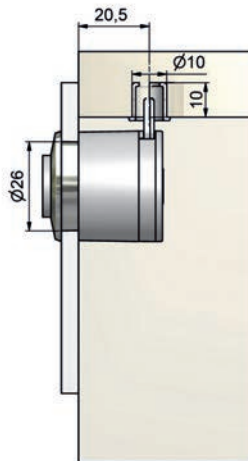
Application example  
Anwendungsbeispiel



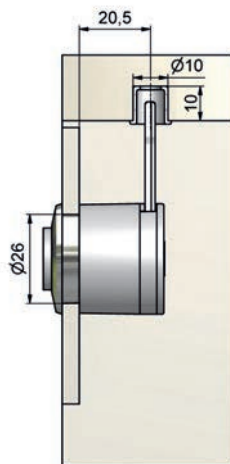
Glass door surface mounted /  
internally mounted  
Glastür aufliegend /  
innenliegend



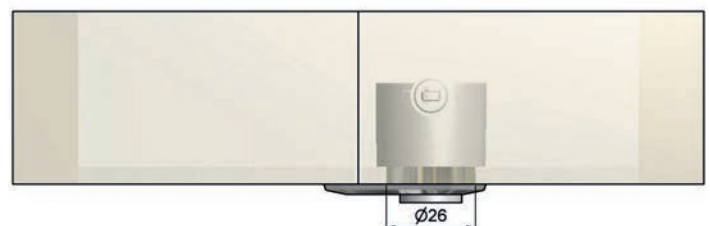
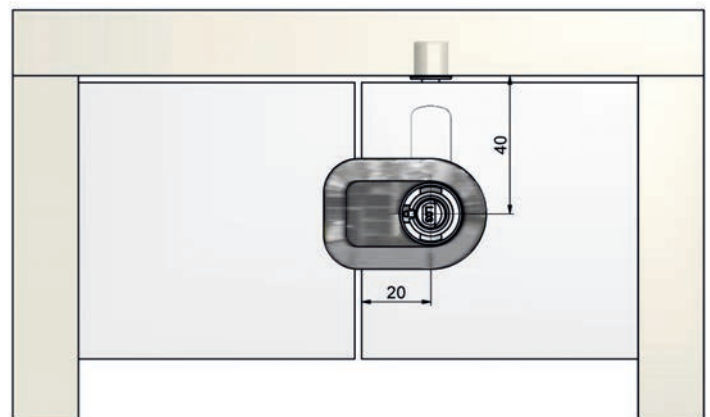
16 mm



36 mm



Socket 012 (see page 6.5)  
Arretierungshülse 012 (siehe Seite 6.5)



To upgrade key retention (see page 6.7)  
Schlüsselabzugssperre nachrüstbar (siehe Seite 6.7)

## Type 322



Glass door lock 322  
Glastürschloss 322

Order-No. Bestell-Nr.	Finish Oberfläche	BQ VE
<b>1432260161</b> ← 16 mm	nickel plated / vernickelt	50
<b>1432260163</b> ↑ 16 mm	nickel plated / vernickelt	50
<b>1432260164</b> ↓ 16 mm	nickel plated / vernickelt	25



Glass door lock 322  
Glastürschloss 322

<b>1432260361</b> ← 36 mm	nickel plated / vernickelt	50
<b>1432260363</b> ↑ 36 mm	nickel plated / vernickelt	50
<b>1432260364</b> ↓ 36 mm	nickel plated / vernickelt	50

## System components

### Systembauteile



Front plate 1  
Frontplatte 1

	<b>443247321</b>	nickel plated / vernickelt	50
--	------------------	----------------------------	----



Front plate 2  
Frontplatte 2

Buffer for inside glass doors  
Mit Dämpfung und Anschlag

	<b>443247322</b>	nickel plated / vernickelt	50
--	------------------	----------------------------	----



Socket 012  
Arretierungshülse 012

	<b>543200120</b>	nickel plated / vernickelt	250
--	------------------	----------------------------	-----



Stop 058.5  
Anschlagstift 058.5

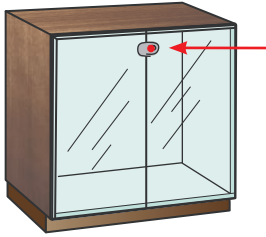
Buffer for use with inside doors.  
Einsatz für innenliegende Glastüren.

	<b>547500585</b>	nickel plated / vernickelt	500
--	------------------	----------------------------	-----

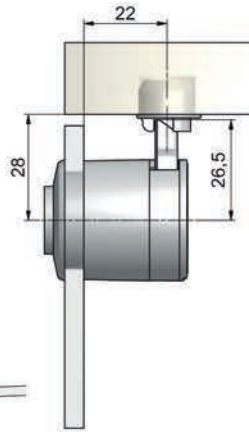
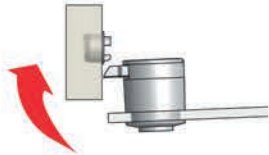
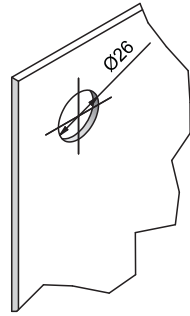
Key retention see page 6.7 / Schlüsselabzugssperre siehe Seite 6.7

### Type 320.01

Application example  
Anwendungsbeispiel




Glass door surface mounted  
Glastür aufliegend



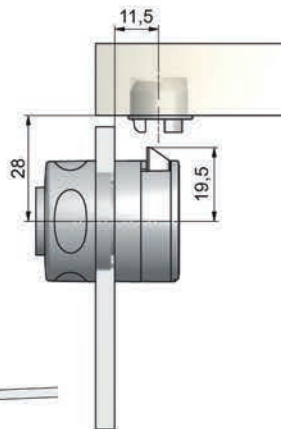
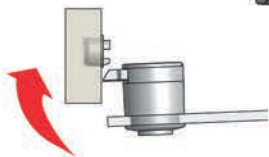
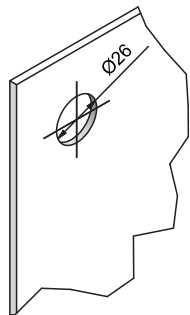
To upgrade key retention  
Schlüsselabzugssperre nachrüstbar

### Type 321.01

Application example  
Anwendungsbeispiel



Glass door internally mounted  
Glastür innenliegend




Socket 1085 (see page 6.7)  
Arretierungshülse 1085 (siehe Seite 6.7)



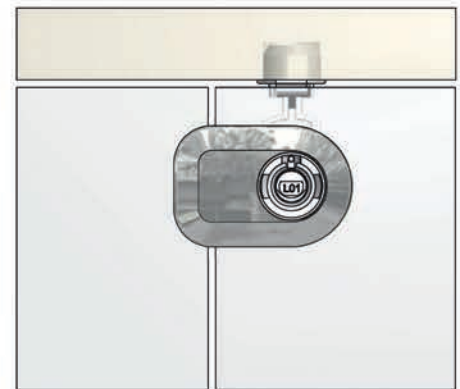
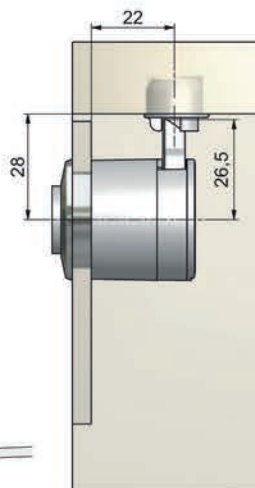
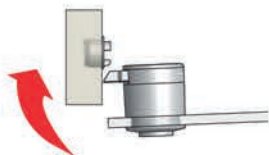
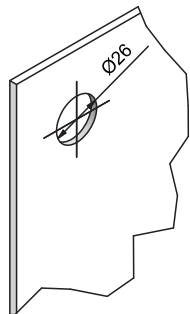
To upgrade key retention  
Schlüsselabzugssperre nachrüstbar

### Type 322.01

Application example  
Anwendungsbeispiel



Glass door surface mounted /  
internally mounted  
Glastür aufliegend /  
innenliegend

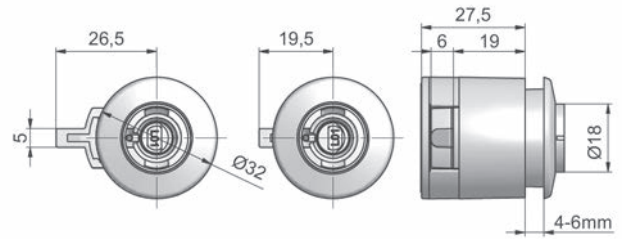
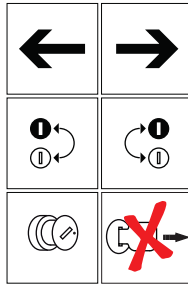


To upgrade key retention  
Schlüsselabzugssperre nachrüstbar

## Type 320.01



Glass door lock 320.01  
Glastürschloss 320.01

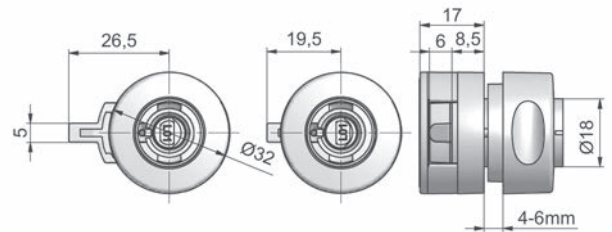
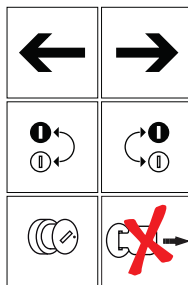


Order-No. Bestell-Nr.	Finish Oberfläche	BQ VE
1432061201 ←	20 mm nickel plated / vernickelt	50
1432061202 →	20 mm nickel plated / vernickelt	50

## Type 321.01



Glass door lock 321.01  
Glastürschloss 321.01

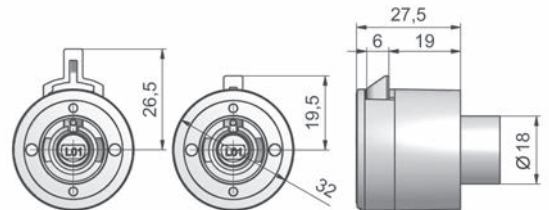
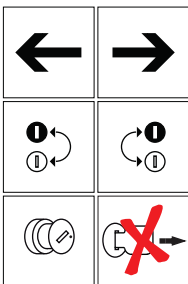


1432161201 ←	20 mm nickel plated / vernickelt	50
1432161202 →	20 mm nickel plated / vernickelt	50

## Type 322.01



Glass door lock 322.01  
Glastürschloss 322.01



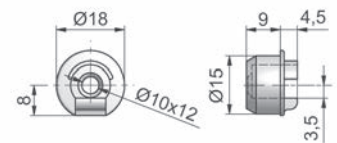
1432261201 ←	20 mm nickel plated / vernickelt	50
1432261202 →	20 mm nickel plated / vernickelt	50

## System components

### Systembauteile



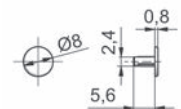
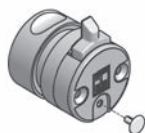
Socket 1085  
Arretierungshülse 1085



541085001	nickel plated / vernickelt	50
-----------	----------------------------	----



Key retention 0503  
Schlüsselabzugssperre 0503



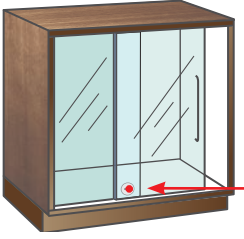
510000503	white / weiß	100
-----------	--------------	-----

Further system components see page 6.5 / weitere Systembauteile siehe Seite 6.5



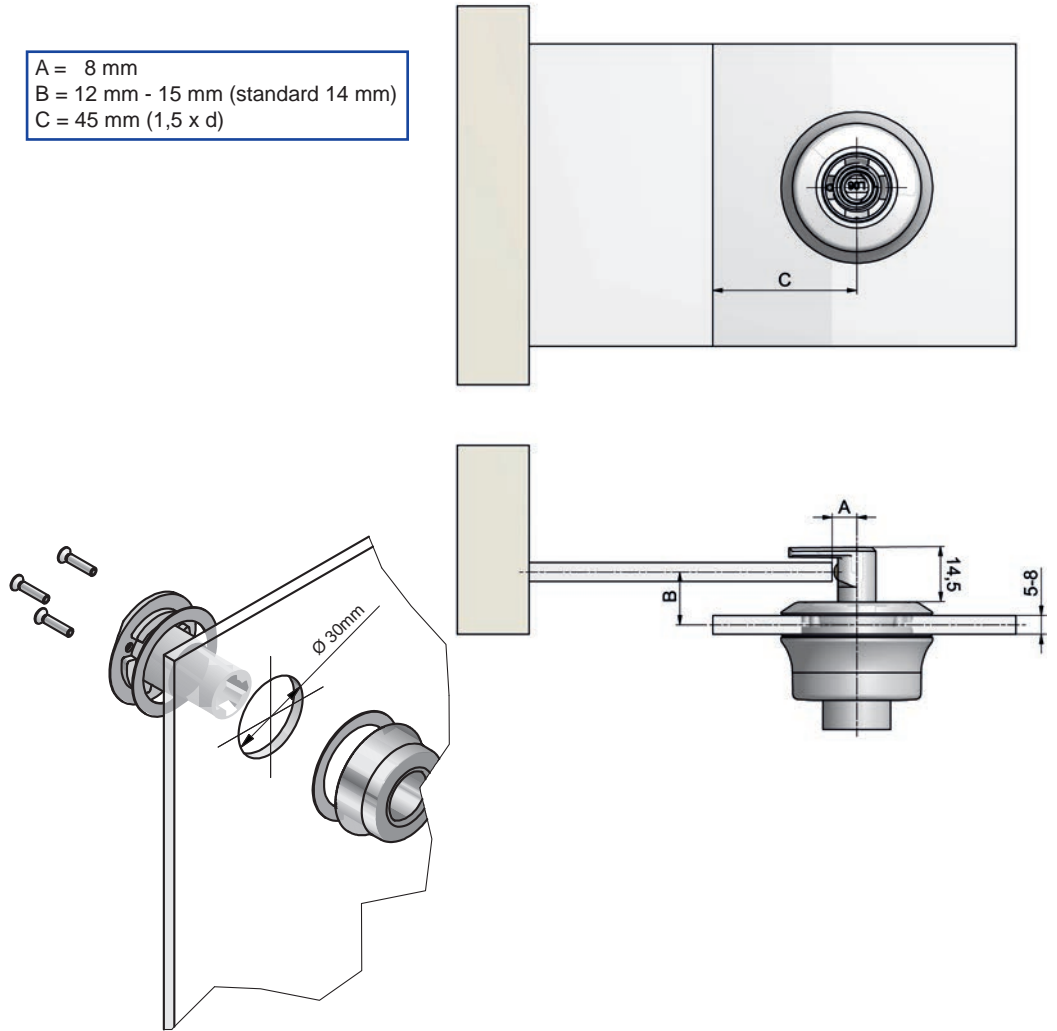
## Type 326

Application example  
Anwendungsbeispiel



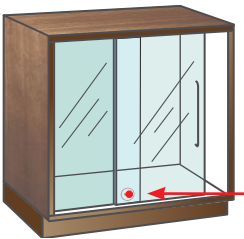
Double glass sliding door  
Zweiflügelige Glasschiebetür

A = 8 mm  
B = 12 mm - 15 mm (standard 14 mm)  
C = 45 mm (1,5 x d)

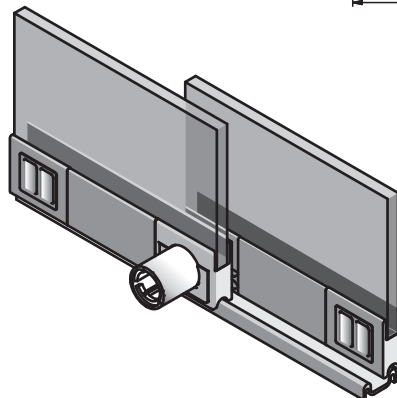
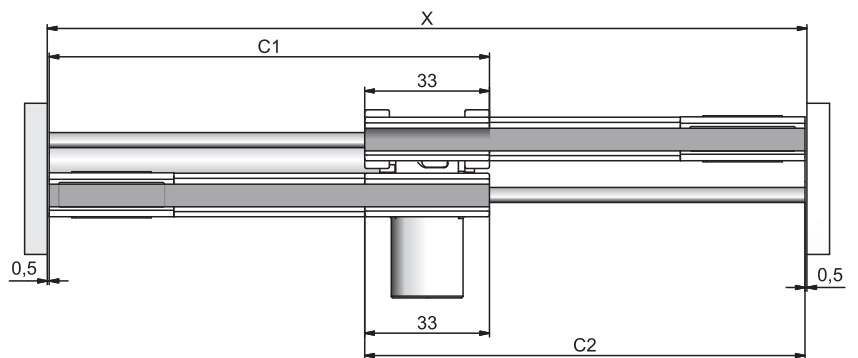


## Type 676

Application example  
Anwendungsbeispiel



Double glass sliding door  
Zweiflügelige Glasschiebetür

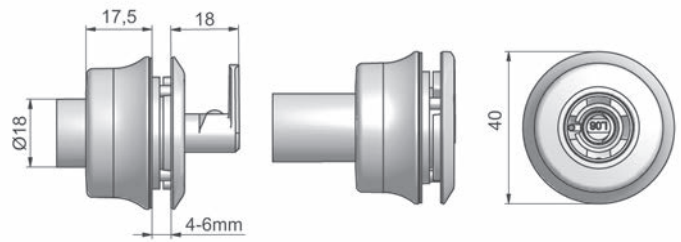
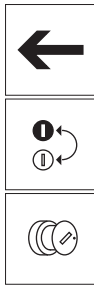




## Type 326



Lock for glass sliding door 326  
Glasschiebetürschloss 326



**1432660001** ←

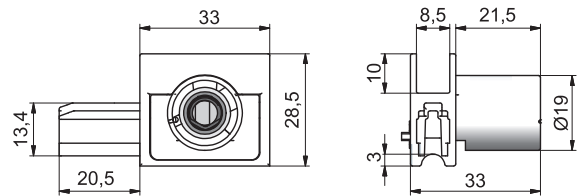
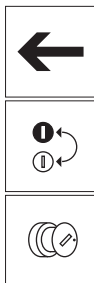
nickel plated / vernickelt

BQ  
VE  
25

## Type 676



Glass door lock 676  
Glastürschloss 676




**1367663001** ↔

nickel plated / vernickelt

50

## gold plating

... *know how for the future*  
elegant, high value, eco-friendly

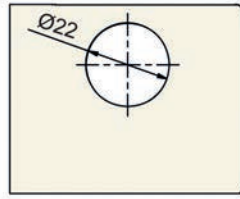
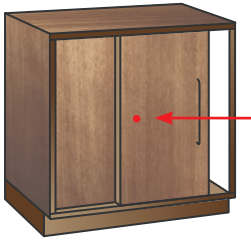


Sliding door locks  
Schiebetürschlösser

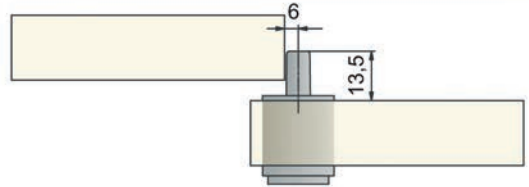
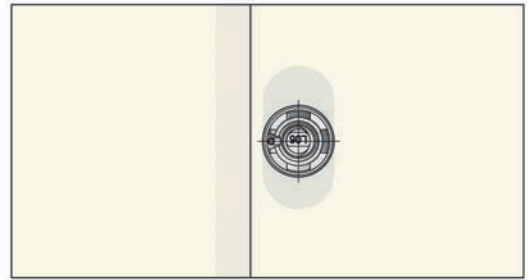


## Type 792

Application example  
Anwendungsbeispiel

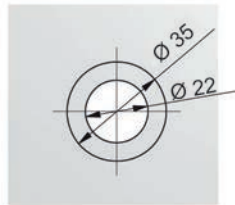


Drilling pattern without rosette  
Bohrbild ohne Rosette

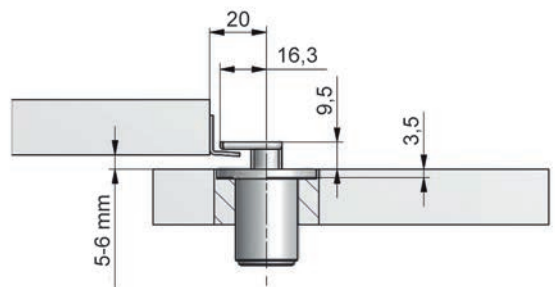



## Type 393

Application example  
Anwendungsbeispiel



Drilling pattern  
Bohrbild



## Type 792

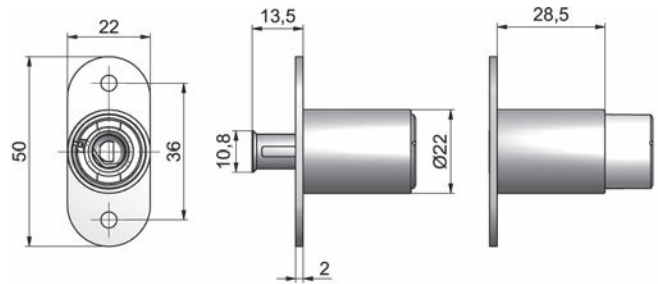
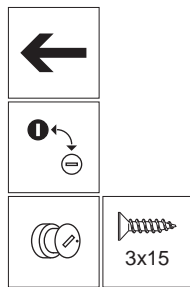
Order-No.  
Bestell-Nr.

Finish  
Oberfläche

BQ  
VE



Lock for sliding doors 792  
Schiebetürenschloss 792



**1479267001** ←

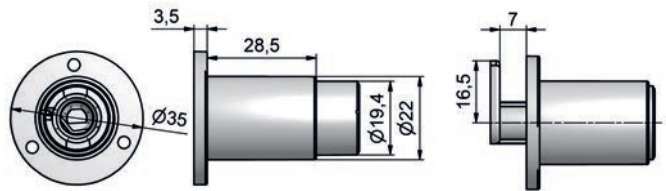
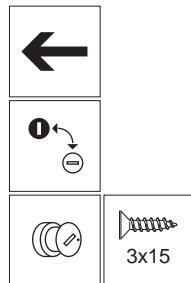
nickel plated / vernickelt

50

## Type 393



Lock for sliding doors 393  
Schiebetürenschloss 393



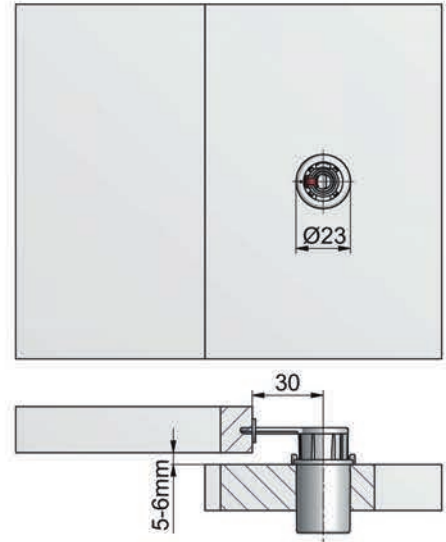
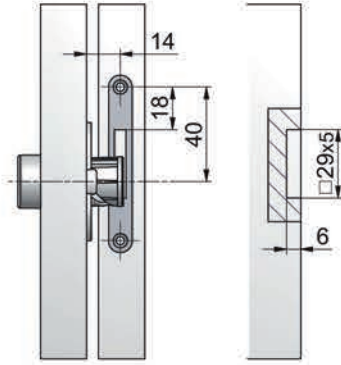
**1439363001** ←

nickel plated / vernickelt

50

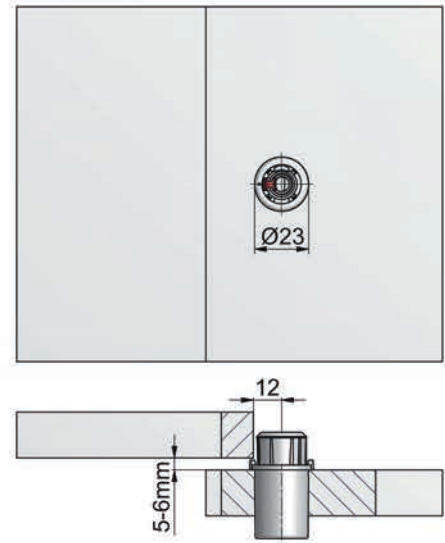
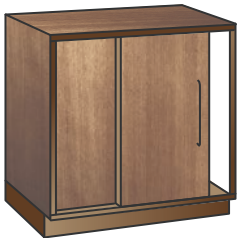
### Type 793.01

Application example  
Anwendungsbeispiel



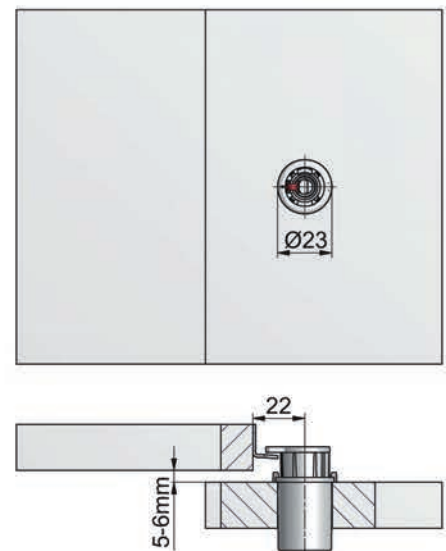
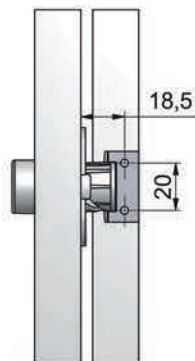

### Type 793.02

Application example  
Anwendungsbeispiel



### Type 793.03

Application example  
Anwendungsbeispiel

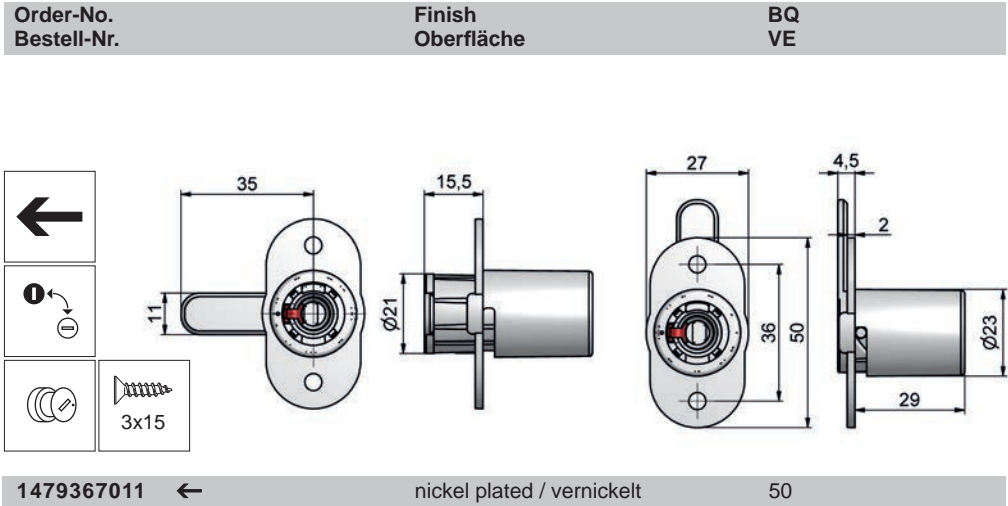




## Type 793.01



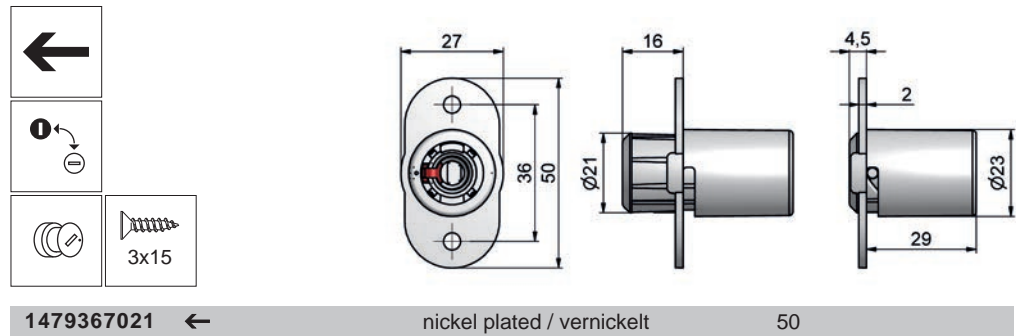
Lock 793.01  
Schloss 793.01



## Type 793.02



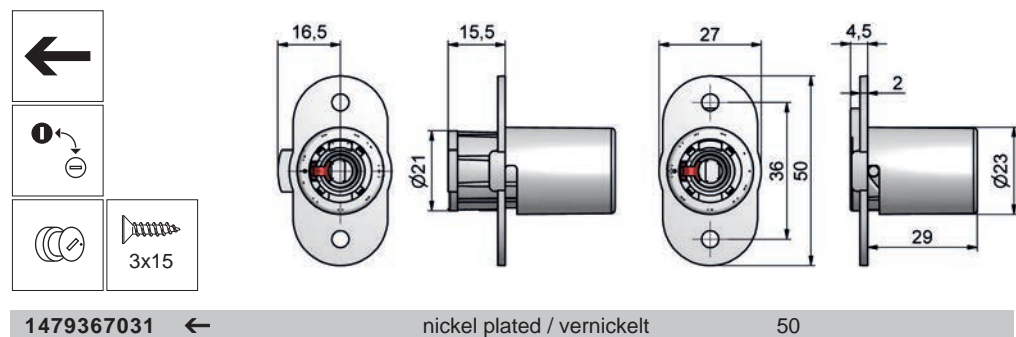
Lock 793.02  
Schloss 793.02



## Type 793.03



Lock 793.03  
Schloss 793.03



## System components

Systembauteile

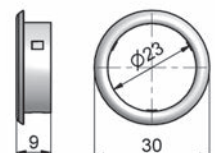


Rosette 1288  
Rosette 1288

To fix on cylinder  
zum klemmen

441288001

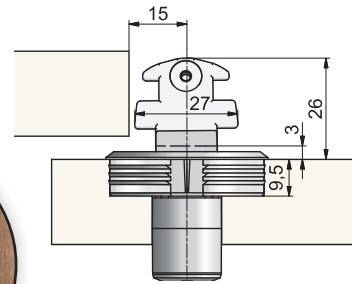
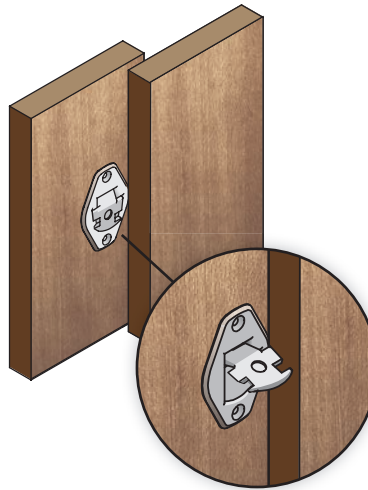
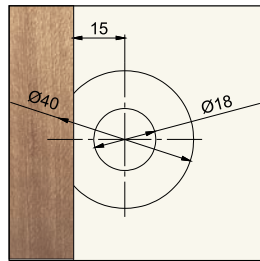
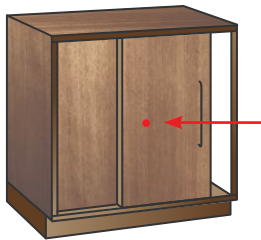
nickel plated / vernickelt





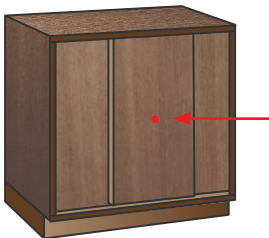
## Type 515

Application example  
Anwendungsbeispiel

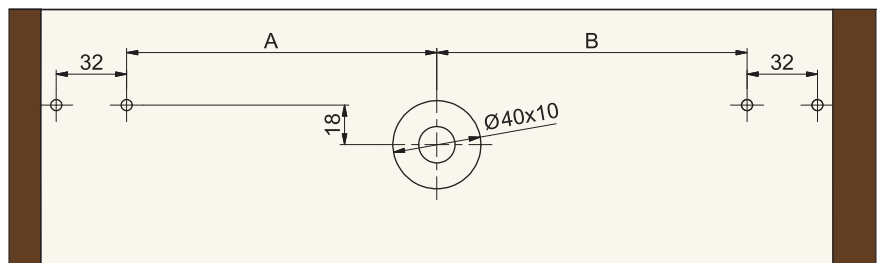


## System S65

Application example  
Anwendungsbeispiel

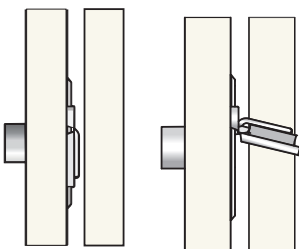


Drilling template  
Bohrbild

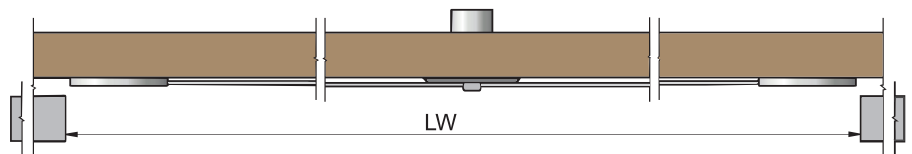


open  
geöffnet

closed  
geschlossen

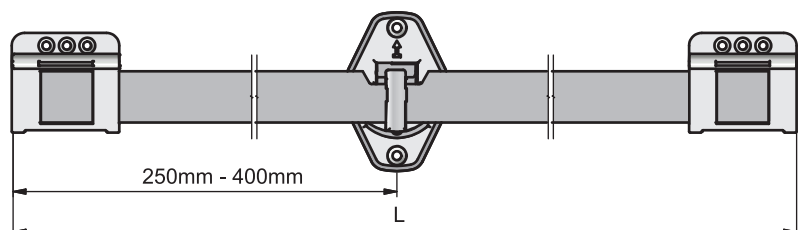


$$A/B = \frac{LW}{2} - 38$$

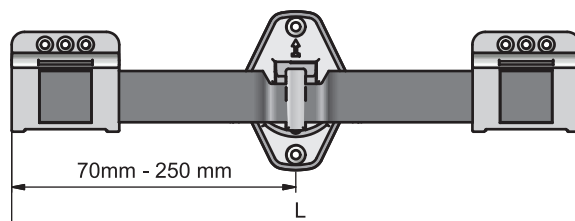


$$L = LW - 4$$

Swing bar 51.2  
Verschlussblech 51.2



Swing bar 51.3  
Verschlussblech 51.3



**Type 515**



Lock for sliding doors 515  
Schiebetürschloss 515

Order-No. Bestell-Nr.	Finish Oberfläche	BQ VE
1451567001 ←	nickel plated / vernickelt	50

←

**System S65**



Lock for sliding doors 515.02  
Schiebetürschloss 515.02

1451567021 ←	nickel plated / vernickelt	50
--------------	----------------------------	----

←



Swing bar 51.2  
Verschlussblech 51.2

405108002	800mm	nickel plated / vernickelt	50
-----------	-------	----------------------------	----



Swing bar 51.3  
Verschlussblech 51.3

405104003	400mm	nickel plated / vernickelt	50
-----------	-------	----------------------------	----

## Type 515

Innovative locking  
... *Perfection for sliding doors*

Die innovative Schloss-Technik  
... *Perfection für Schiebetüren*



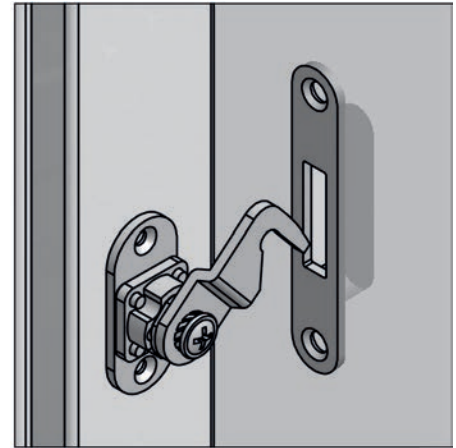
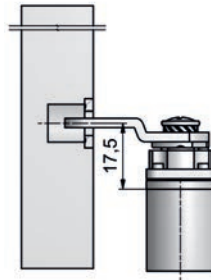
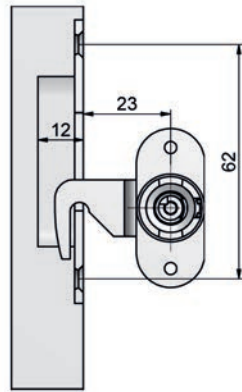
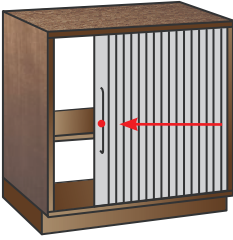
← SLIDE →

Tambour locks  
Rolljalousieschlösser



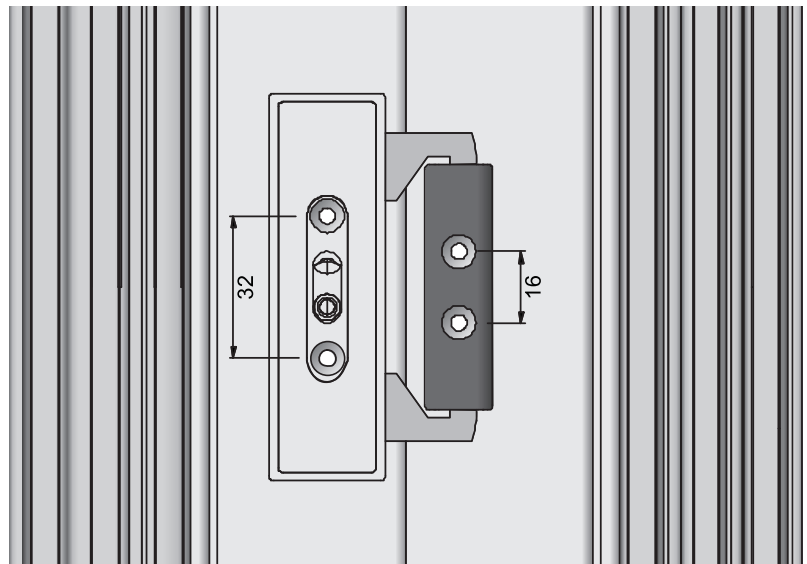
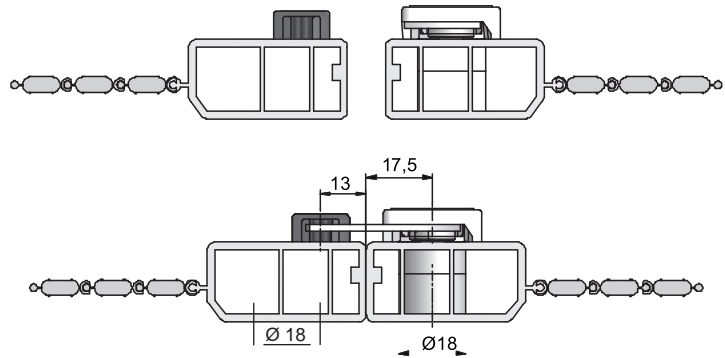
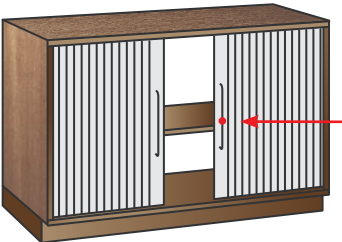
## Type 827

Application example  
Anwendungsbeispiel



## Type 415

Application example  
Anwendungsbeispiel



## Type 827

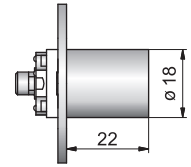
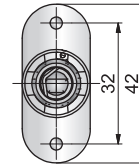


Cam lock 827  
without cam  
Hebelzylinder 827  
ohne Riegel

Order-No. Bestell-Nr.	Finish Oberfläche	BQ VE
1482763001 ←	nickel plated / vernickelt	50



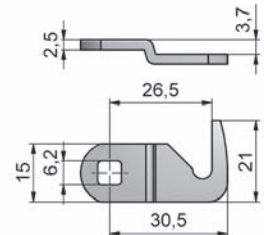
3x15



Cam 827.027  
Riegel 827.027

Other cam on request. / Sonderriegel auf Anfrage.  
For further system components see chapter 12  
Weiteres Zubehör siehe Kapitel 12

448270027	nickel plated / vernickelt	250
-----------	----------------------------	-----



## Type 415

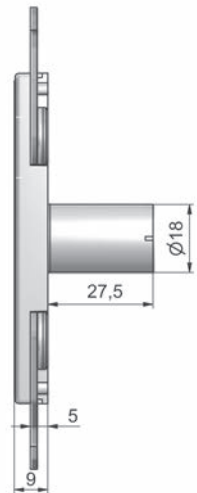
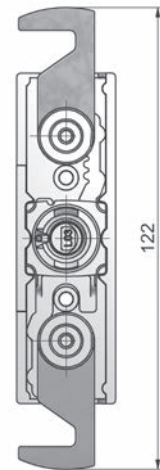
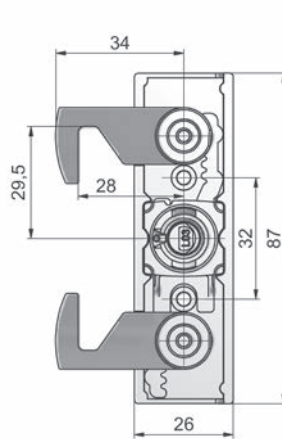


Tambour lock 415  
Rolljalousieschloss 415

1441567001 ←	nickel plated / vernickelt	50
--------------	----------------------------	----



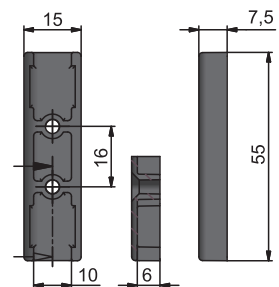
3x15



Stopper 4155  
Anschlag 4155



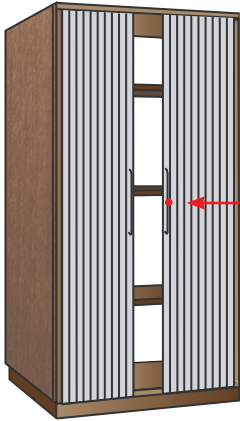
3x20



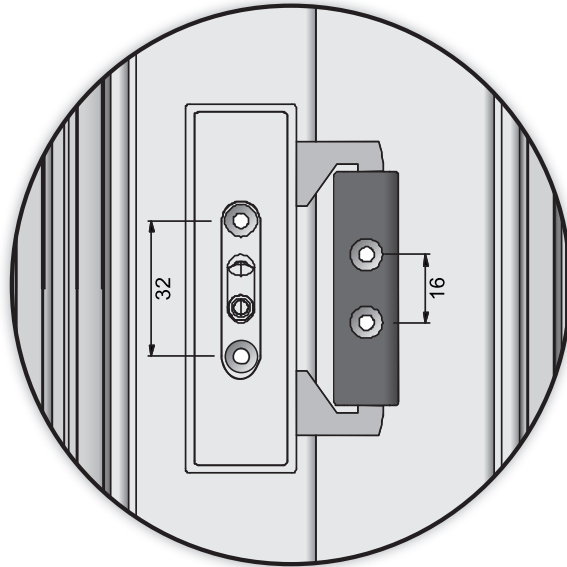
464155000	black / schwarz	100
-----------	-----------------	-----

# System 415

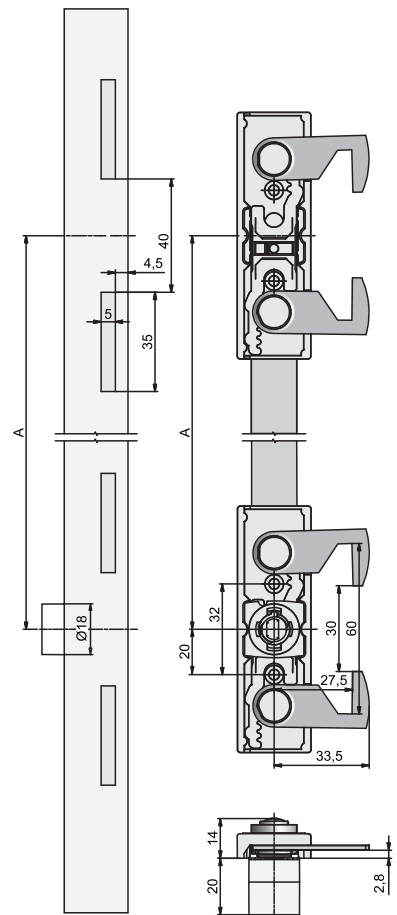
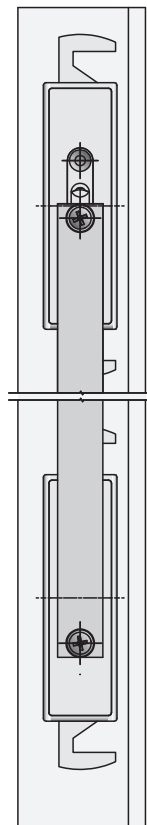
Application example  
Anwendungsbeispiel



Multi-point lock  
Mehrpunktverriegelung



A = min. 300 mm  
max. 800 mm





**Type 415**



Tambour lock 415  
Rolljalousieschloss 415

Order-No. Bestell-Nr.	Finish Oberfläche	BQ VE
1441567001 ←	nickel plated / vernickelt	50

←

⊙

3x15

**System components**

Systembauteile



Locking component 4150  
Verriegelungselement 4150

3x15

444150000	nickel plated / vernickelt	50
-----------	----------------------------	----



Stopper 4155  
Anschlag 4155

3x20

464155000	black / schwarz	100
-----------	-----------------	-----



Bar 41.5  
Stange 41.5

Further lengths on request. / Weitere Längen auf Anfrage.

434106005		50
-----------	--	----



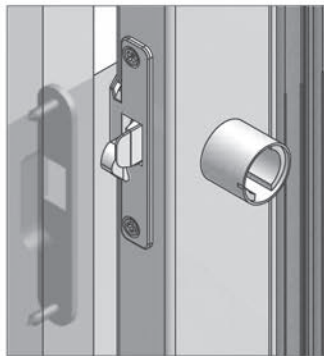
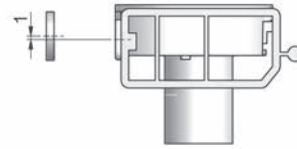
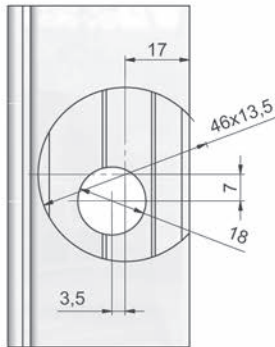
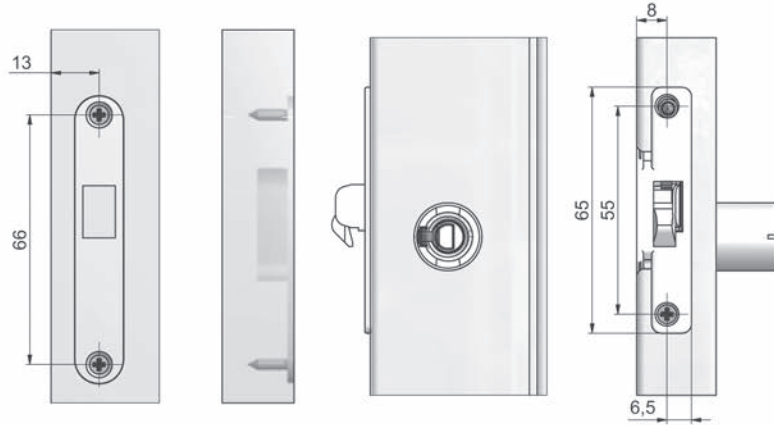
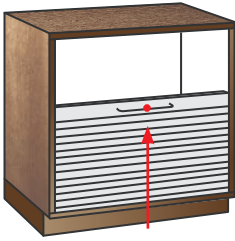
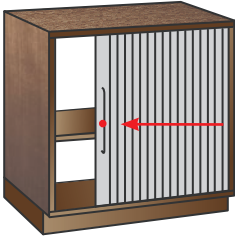
Bar 41.6  
Stange 41.6

Further lengths on request. / Weitere Längen auf Anfrage.

434106006		50
-----------	--	----

## Type 171

Application example  
Anwendungsbeispiel

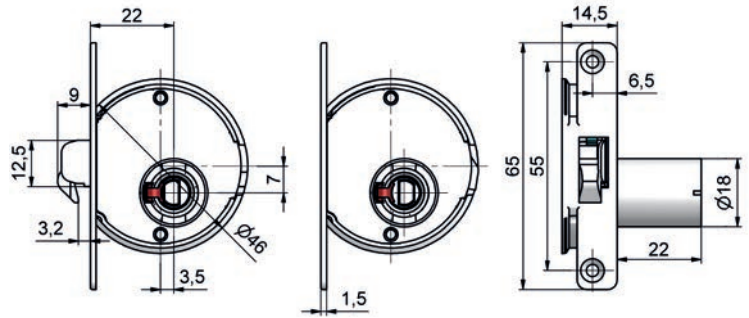
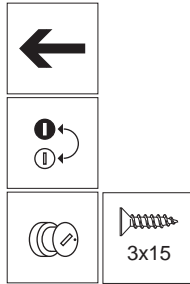


# Type 171

Order-No. Bestell-Nr.	Finish Oberfläche	BQ VE
--------------------------	----------------------	----------



Tambour lock 171  
Rolljalousieschloss 171



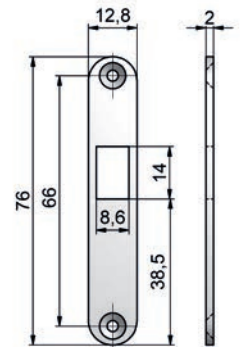
1417163221 ←	nickel plated / vernickelt	50
--------------	----------------------------	----

## System components

Systembauteile



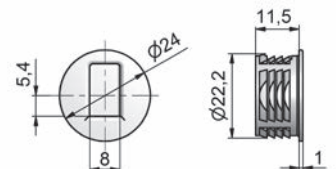
Striker plate 1180  
Schließblech 1180



441180001	nickel plated / vernickelt	50
-----------	----------------------------	----



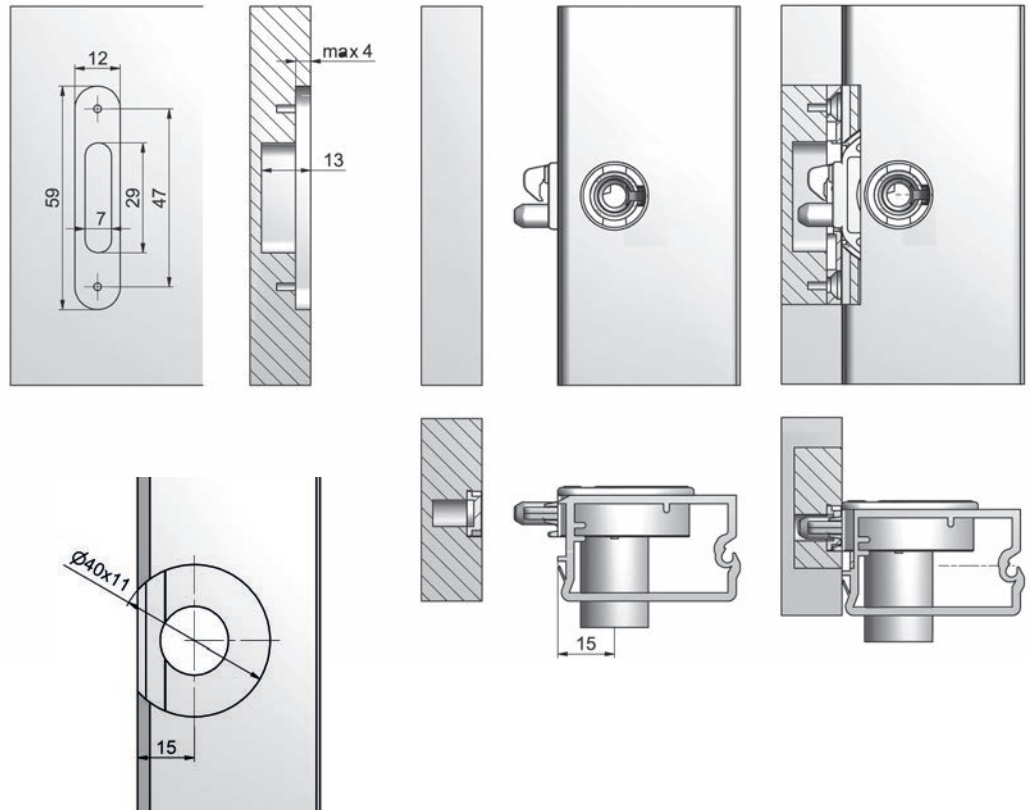
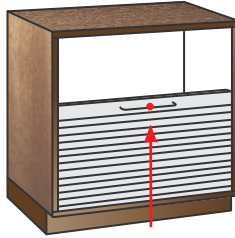
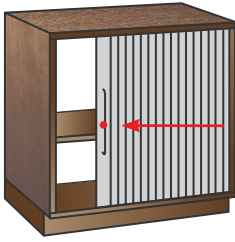
Striker 1070  
Schließbuchse 1070



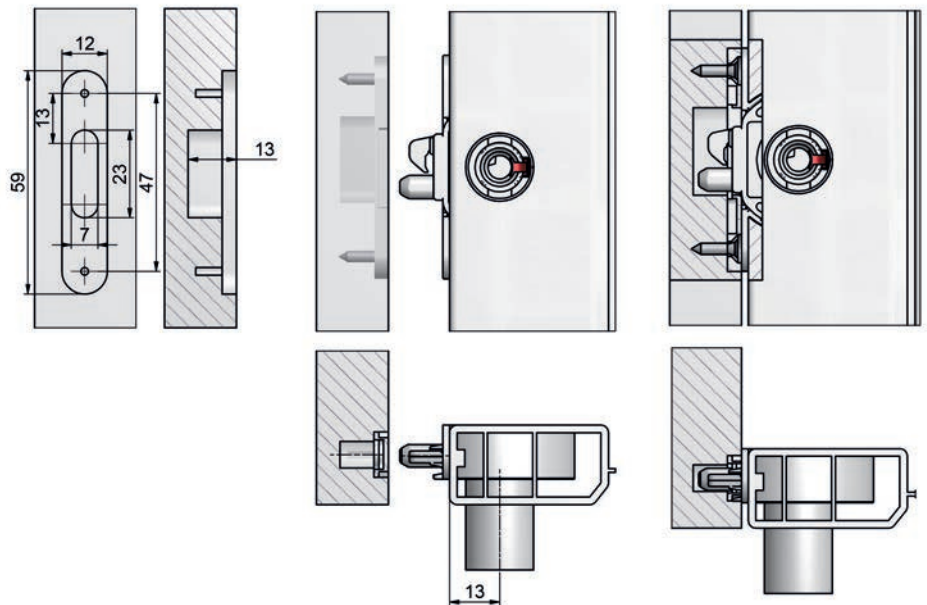
441070001	black / schwarz	100
-----------	-----------------	-----

## Type 358

Application example  
Anwendungsbeispiel



## Type 359



**Type 358**



Tambour lock 358  
Rolljalousieschloss 358

Order-No. Bestell-Nr.	Finish Oberfläche	BQ VE
1435863151 ←	nickel plated / vernickelt	50

**Type 359**



Tambour lock 359  
Rolljalousieschloss 359

1435963151	nickel plated / vernickelt	250
------------	----------------------------	-----

**System components**

Systembauteile



Striker plate 1146  
Schließtopf 1146

441146001	nickel plated / vernickelt	50
-----------	----------------------------	----



Striker plate 1147  
Schließblech 1147

441147001	nickel plated / vernickelt	50
-----------	----------------------------	----

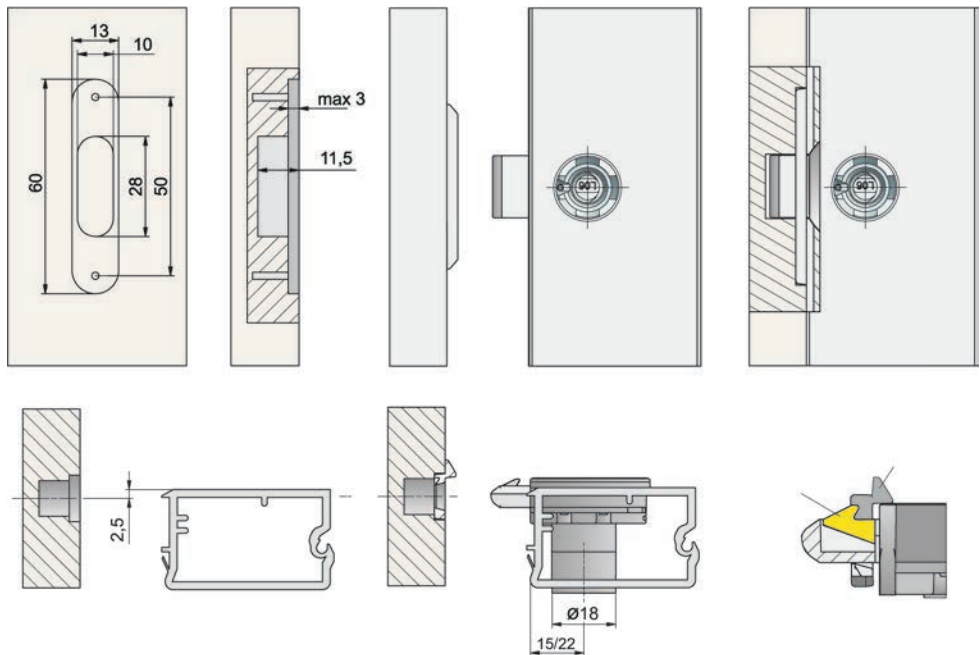
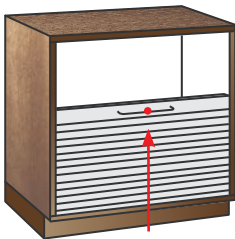
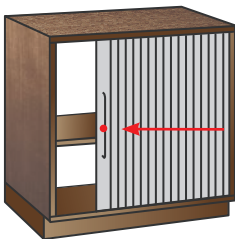
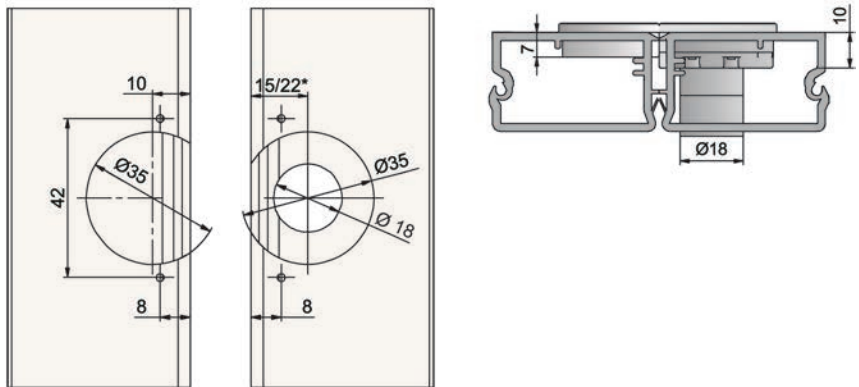
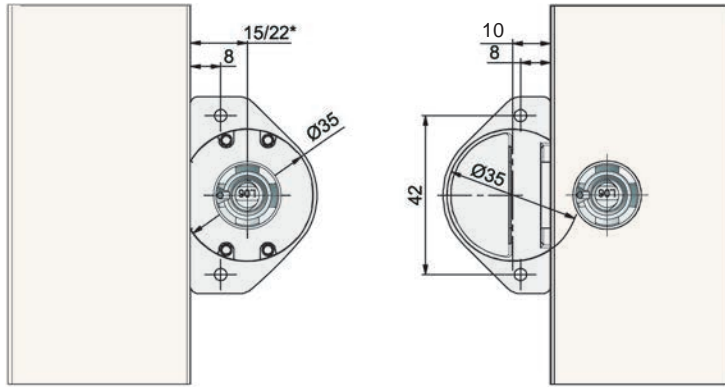
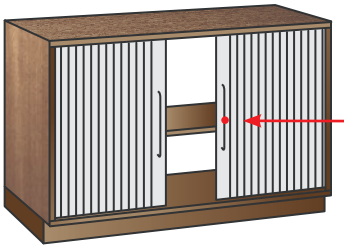


Striker 1149  
Schließbuchse 1149

441149001	black / schwarz	100
-----------	-----------------	-----

# Type 416

Application example  
Anwendungsbeispiel



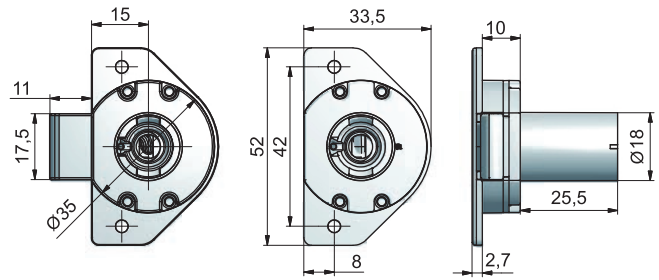
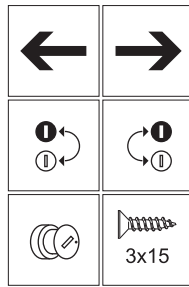


## Type 416

Order-No. Bestell-Nr.	Finish Oberfläche	BQ VE
--------------------------	----------------------	----------



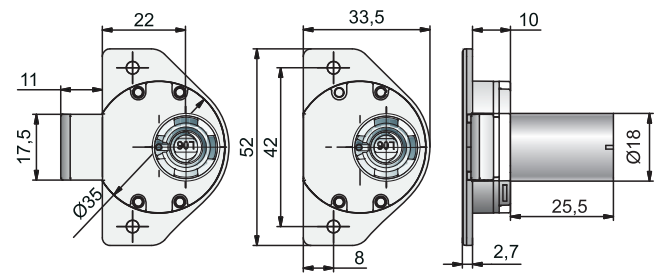
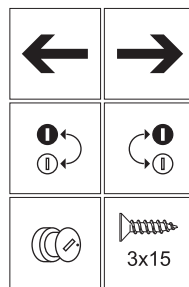
Tambour lock 416  
Rolljalousieschloss 416



<b>1441660151</b>	←	15 mm	nickel plated / vernickelt	50
<b>1441660152</b>	→	15 mm	nickel plated / vernickelt	50



Tambour lock 416  
Rolljalousieschloss 416



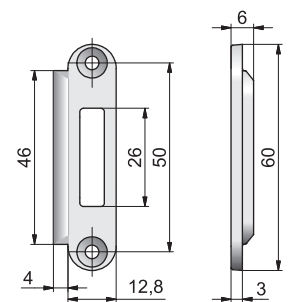
<b>1441660221</b>	←	22 mm	nickel plated / vernickelt	50
<b>1441660222</b>	→	22 mm	nickel plated / vernickelt	50

## System components

### Systembauteile



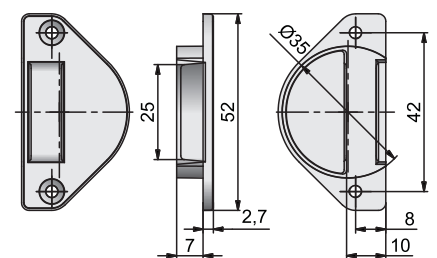
Striker plate 4161  
Schließblech 4161



<b>444161000</b>			nickel plated / vernickelt	250
------------------	--	--	----------------------------	-----



Striker plate 4165  
Schließblech 4165



<b>444165000</b>			nickel plated / vernickelt	100
------------------	--	--	----------------------------	-----



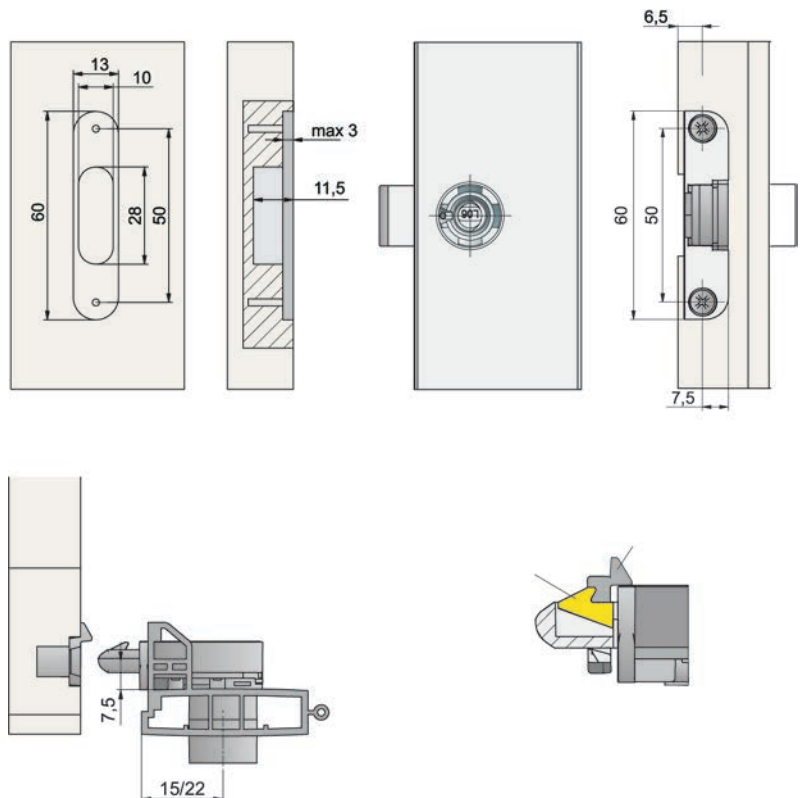
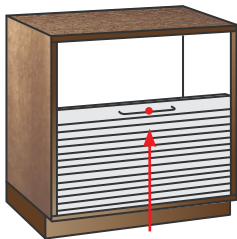
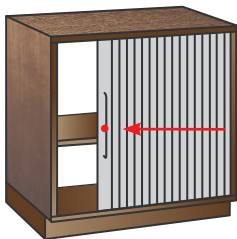
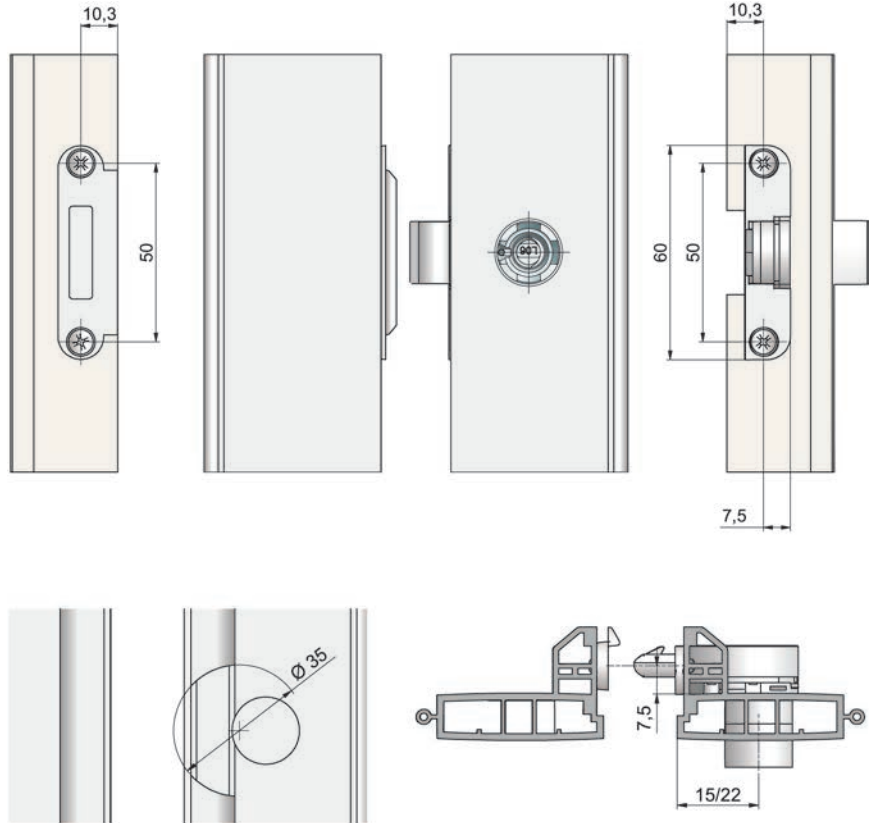
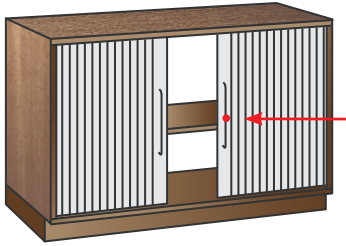
**Type 416.1**

Application example  
Anwendungsbeispiel

Order-No.  
Bestell-Nr.

Finish  
Oberfläche

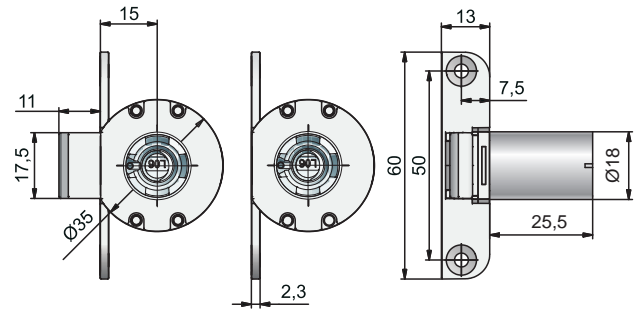
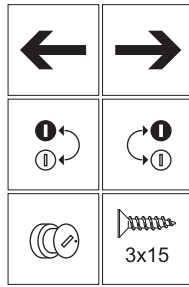
BQ  
VE



## Type 416.1



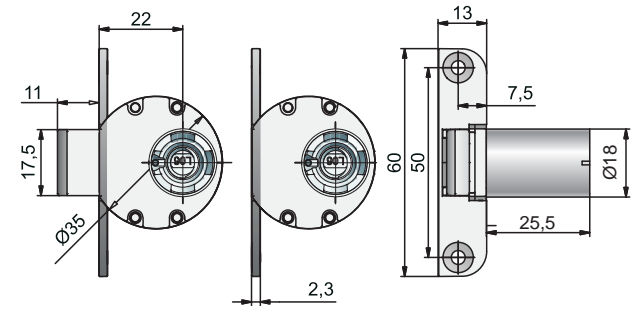
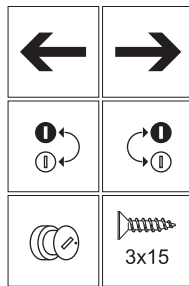
Tambour lock 416.1  
Rolljalousieschloss 416.1



Order-No. Bestell-Nr.	Finish Oberfläche	BQ VE
1441661151 ←	15 mm nickel plated / vernickelt	50
1441661152 →	15 mm nickel plated / vernickelt	50



Tambour lock 416.1  
Rolljalousieschloss 416.1



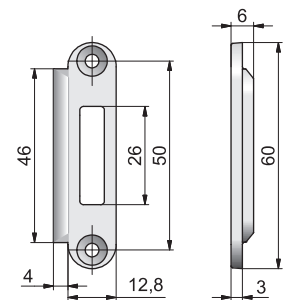
1441661221 ←	22 mm nickel plated / vernickelt	50
1441661222 →	22 mm nickel plated / vernickelt	50

## System components

### Systembauteile



Striker plate 4161  
Schließblech 4161



444161000	nickel plated / vernickelt	50
-----------	----------------------------	----

## Type 416 / 416.1

The lock program for roller shutters  
*... a lock for all market requirements*

Das Schlossprogramm für Rolljalousien  
*... universell einsetzbar*




**Central locking systems  
Containerverschlüsse**



## System 42

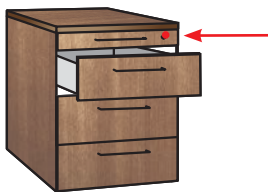
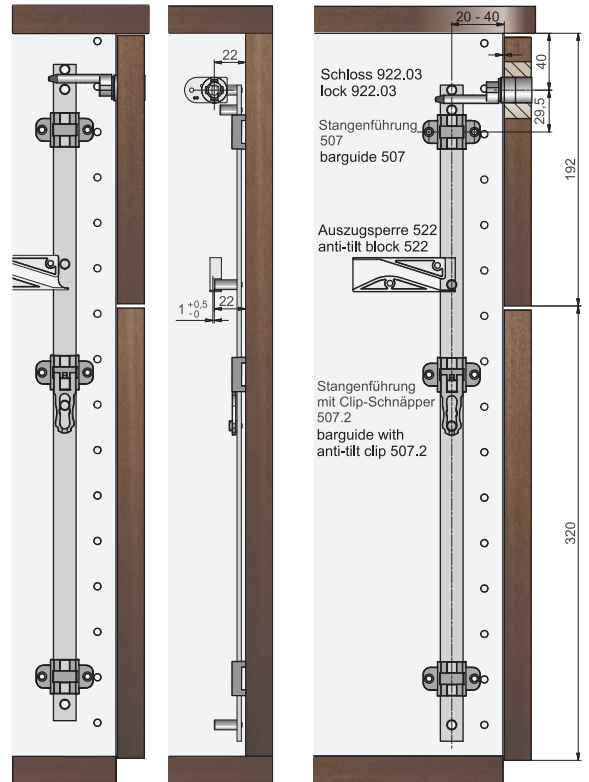
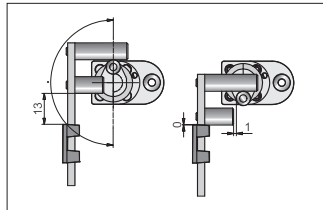
Application example  
Anwendungsbeispiel



Pedestal without pen tray  
Container ohne Materialschub

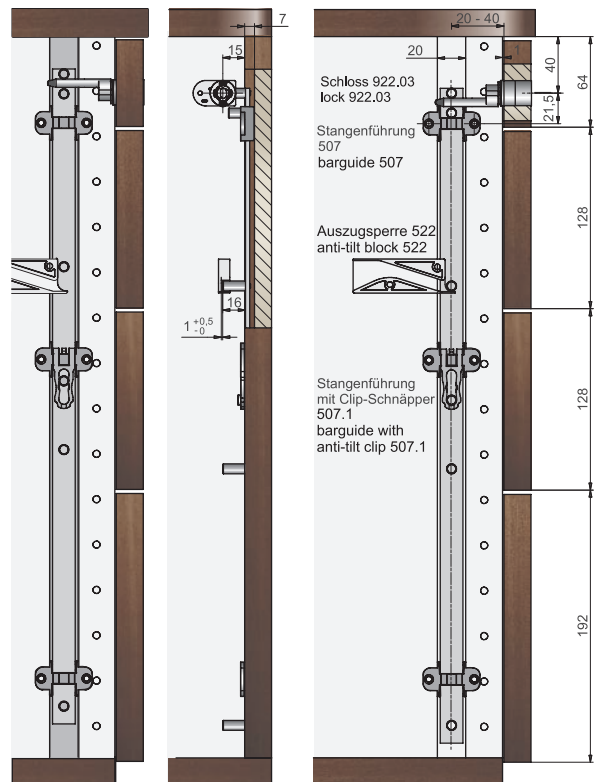
Surface mounted locking bar  
Zentralverschlussstange aufliegend

Stroke 13 mm  
Verschlusshub 13 mm



Pedestal with pen tray  
Container mit Materialschub

Recessed locking bar  
Zentralverschlussstange eingelassen



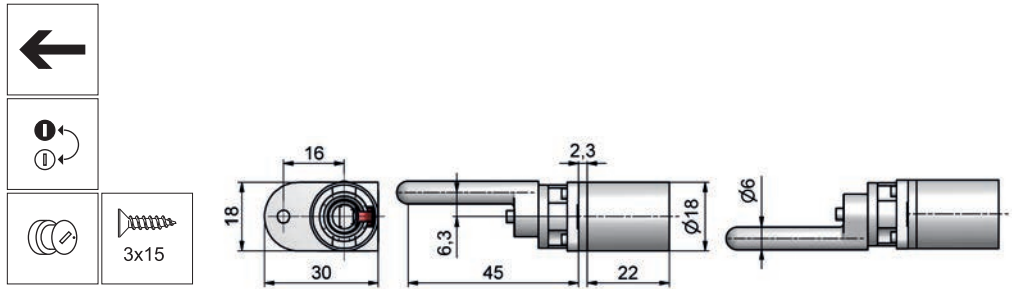
Other dimensions based on other system components on request.  
Weitere Komponenten, Einbauzeichnungen erhalten Sie auf Anfrage.

# System 42

Order-No. Bestell-Nr.	Finish Oberfläche	BQ VE
--------------------------	----------------------	----------



Lock 922.03  
Schloss 922.03



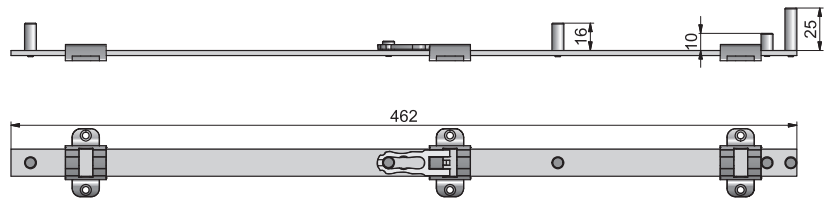
<b>1492263031</b> ←	nickel plated / vernickelt	50
---------------------	----------------------------	----

## System components

Systembauteile



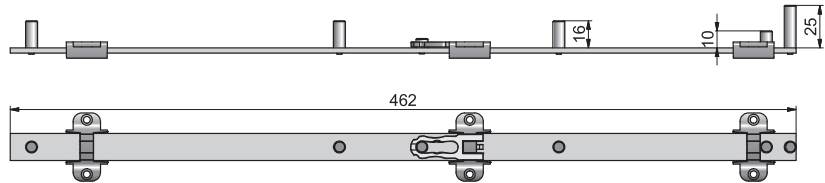
Locking bar 42  
Verschlussstange 42



surface mounted / aufliegend	462 mm	steel / Stahl	100
------------------------------	--------	---------------	-----



Locking bar 42  
Verschlussstange 42

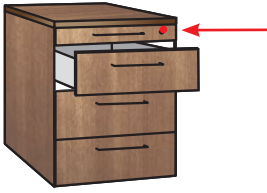


recessed / innenliegend	462 mm	steel / Stahl	100
-------------------------	--------	---------------	-----

Further lengths on request. / Weitere Längen auf Anfrage.

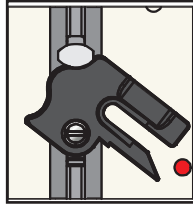
SVS 3

Application example  
Anwendungsbeispiel

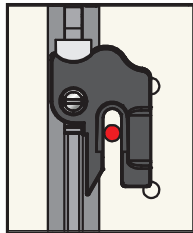


Pedestal with pen tray /  
Unterbaucontainer mit  
Materialschub


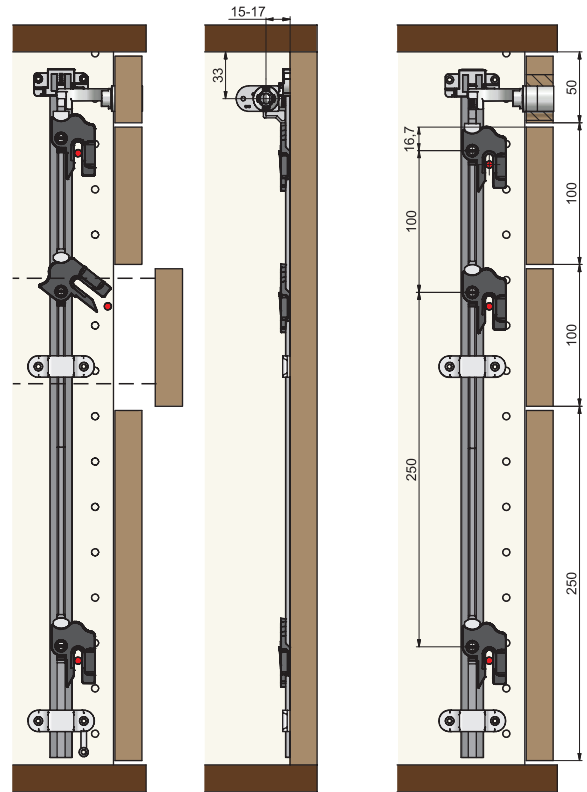
Surface mounted locking bar /  
Zentralverschlussstange  
aufliegend



Open drawer /  
Schubkasten geöffnet

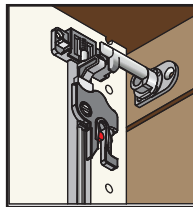


Closed drawer /  
Schubkasten geschlossen

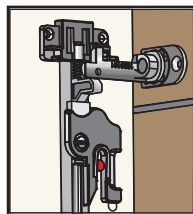


Pedestal without pen tray /  
Unterbaucontainer ohne  
Materialschub

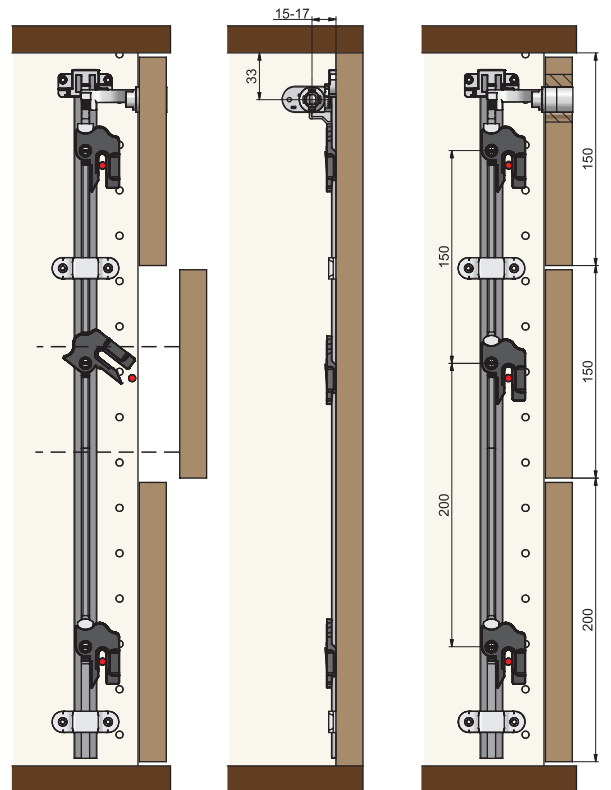
Recessed locking bar /  
Zentralverschlussstange  
eingelassen



open / offen



closed / geschlossen



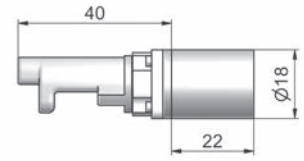
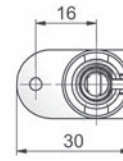


# SVS 3

Order-No. Bestell-Nr.	Finish Oberfläche	BQ VE
--------------------------	----------------------	----------



Lock 952.03  
Schloss 952.03



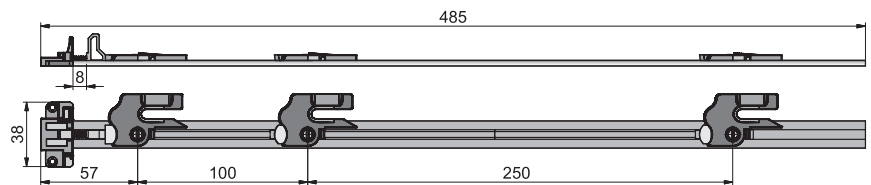
1495263031 ←	nickel plated / vernickelt	50
--------------	----------------------------	----

## System components

Systembauteile



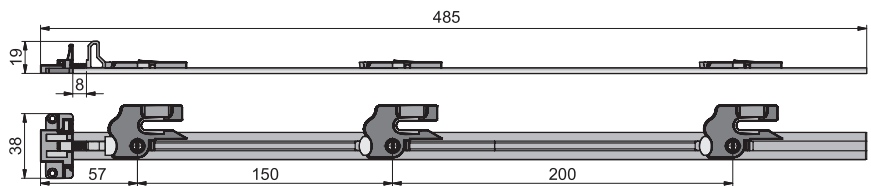
HE 1-2-2-5  
Locking bar 952  
Schließstange 952



4383118201	50
------------	----



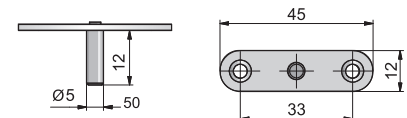
HE 3-3-4  
Locking bar 952  
Schließstange 952



4383118211	50
------------	----



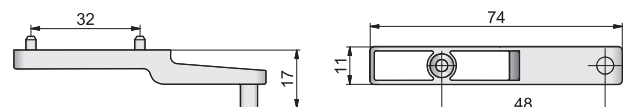
952.001  
Security peg for wooden  
drawers  
Sperrstift für Holzschubladen



439520001	steel / Stahl	50
-----------	---------------	----




952.002  
Security peg for steel frames  
Sperrstift für Stahlzargen



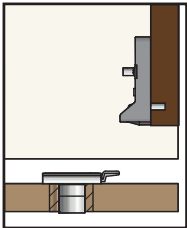
469520002	black / schwarz	50
-----------	-----------------	----

## SVS ELEVON

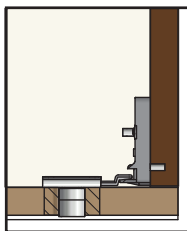
Application example  
Anwendungsbeispiel



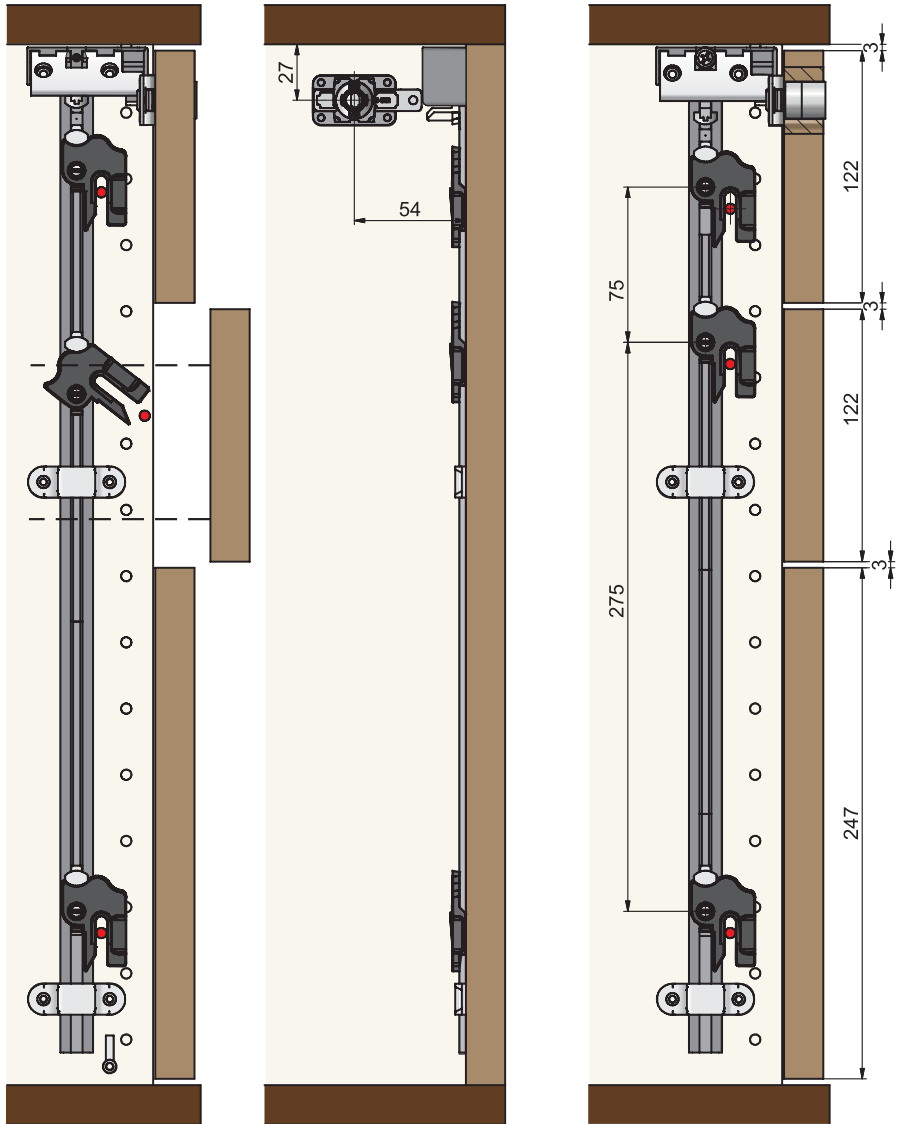
pedestal without pen tray /  
Unterbaucontainer ohne  
Materialschub



open / offen



closed / geschlossen

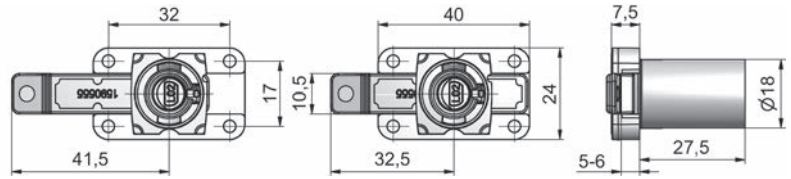


# SVS ELEVON

Order-No. Bestell-Nr.	Finish Oberfläche	BQ VE
--------------------------	----------------------	----------



Lock 430  
Schloss 430



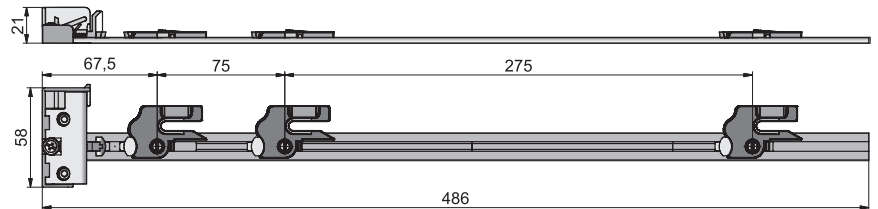
1643067001 ←	nickel plated / vernickelt	50
--------------	----------------------------	----

## System components

Systembauteile



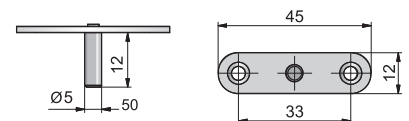
HE 3-3-4  
Locking bar 952  
Schließstange 952



4383118251		50
------------	--	----



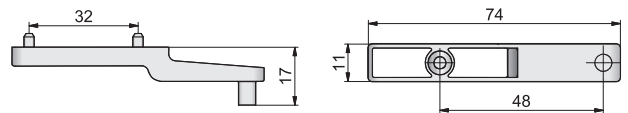
952.001  
Security peg for wooden  
drawers  
Sperrstift für Holzschubladen



439520001	Steel / Stahl	50
-----------	---------------	----



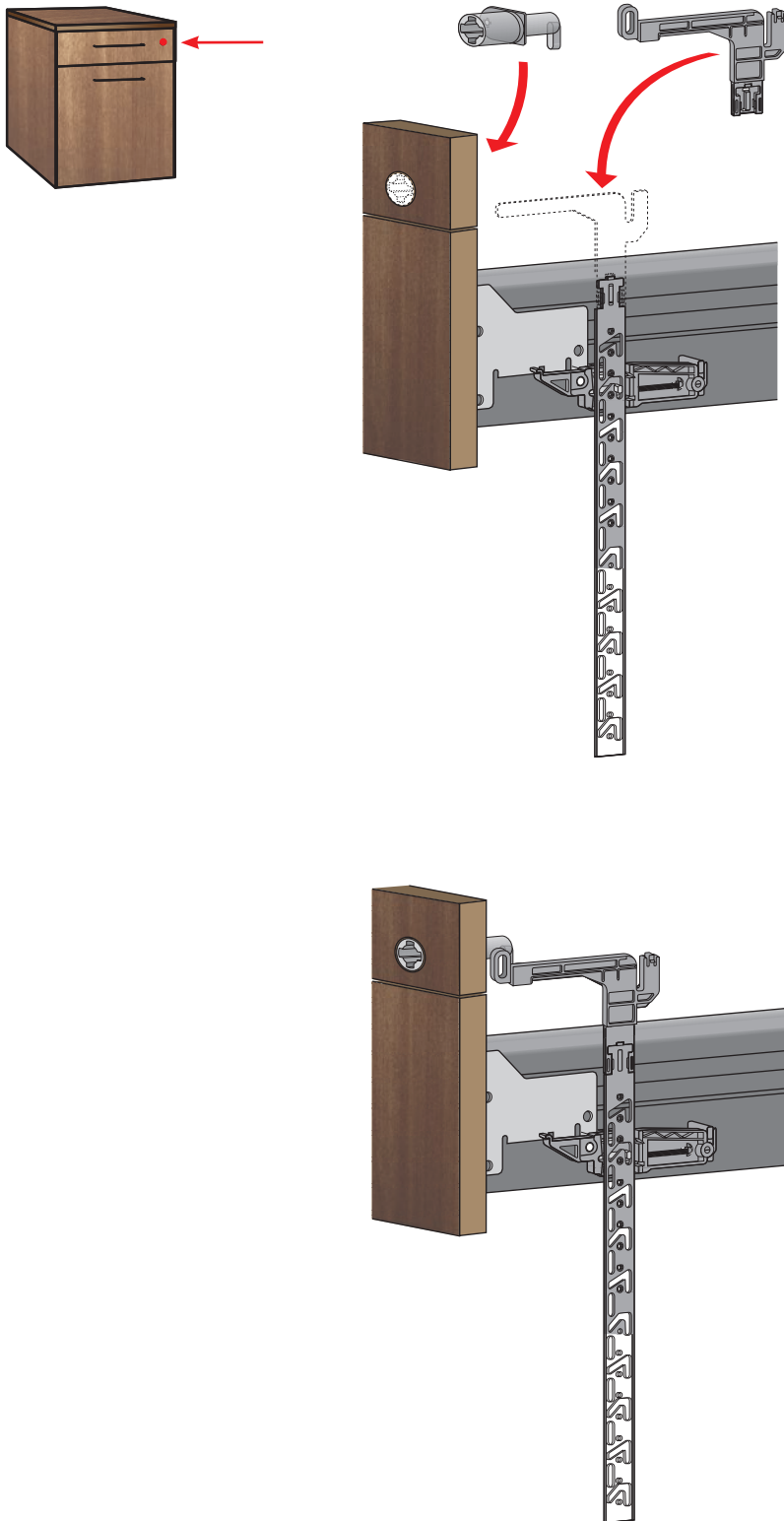
952.002  
Security peg for steel frames  
Sperrstift für Stahlzargen



469520002	black / schwarz	50
-----------	-----------------	----

## Systema Top

Central Locking Hettich Systema Top 2000 Stop Control  
Zentralverschluss Hettich Systema Top 2000 Stop Control

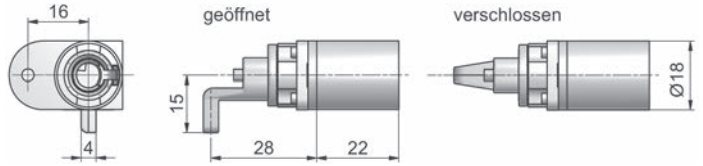
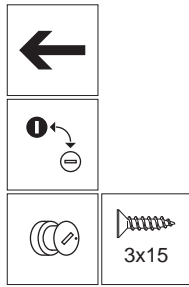


# Type 923.03

Order-No. Bestell-Nr.	Finish Oberfläche	BQ VE
--------------------------	----------------------	----------



Lock 923.03  
Schloss 923.03



<b>1492363031</b> ←	nickel plated / vernickelt	50
---------------------	----------------------------	----

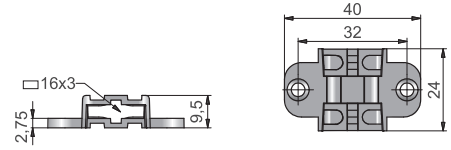
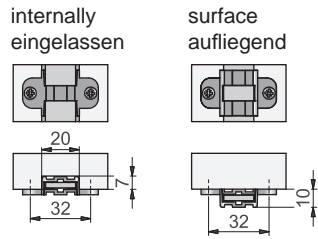
## System components

Systembauteile



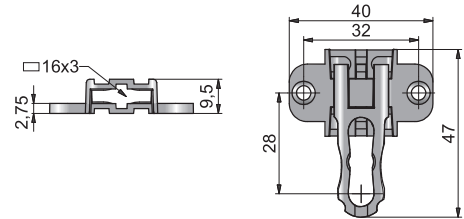
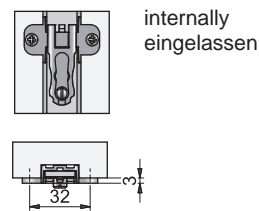
Bar guide 507  
Stangenführung 507

Order-No. Bestell-Nr.	Finish Oberfläche	BQ VE
464105070	black / schwarz	250



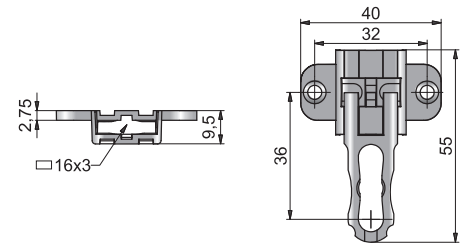
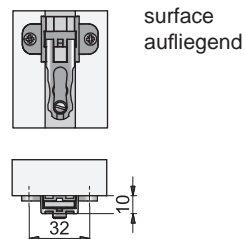
Anti-tilt clip 507.1  
Stangenhalter 507.1

464105071	black / schwarz	250
-----------	-----------------	-----



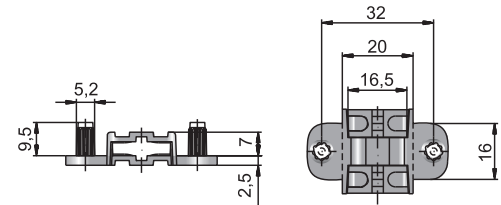
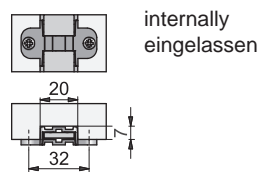
Anti-tilt clip 507.2  
Stangenhalter 507.2

464105072	black / schwarz	250
-----------	-----------------	-----



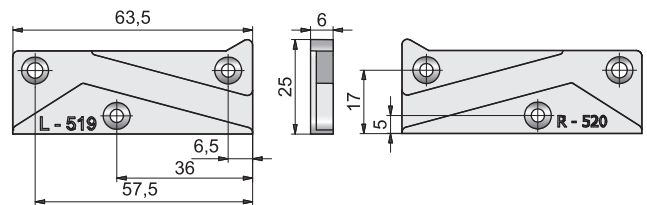
Bar guide 508  
Stangenführung 508

464195080	black / schwarz	250
-----------	-----------------	-----



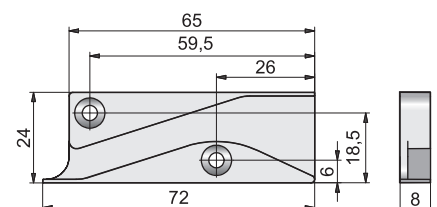
Anti-tilt block 520  
Auszugssperre 520

464105200 ←	black / schwarz	50
464105190 →	black / schwarz	50









Anti-tilt block 522  
Auszugssperre 522

464105220	black / schwarz	100
-----------	-----------------	-----



## System components

Systembauteile

Order-No. Bestell-Nr.	Finish Oberfläche	BQ VE
404107063	6 mm	
404107083	8 mm	
404107103	10 mm	
404107123	12 mm	
404107143	14 mm	
404107183	18 mm	
404107223	22 mm	
404107253	25 mm	
404107313	steel / Stahl	250
 <p>Locking pin with thread M4 Gewindedorn mit M4 Gewinde</p>		
 <p>Bar guide 503 Stangenführung 503</p>		
464105030	black / schwarz	200
 <p>Bar guide 503.1 Stangenführung 503.1</p>		
464105031	black / schwarz	2500
 <p>Bar guide 503.9 Stangenführung 503.9</p>		
464105039	black / schwarz	2500
 <p>Anti-tilt clip 504 Stangenhalter 504</p>		
464105040	black / schwarz	1000
 <p>Spacer 504.1 Distanzstück 504.1</p>		
464105041	black / schwarz	100



Info



■ SVS 3



■ SVS Elevon



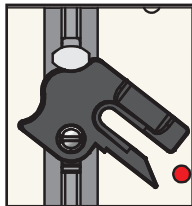
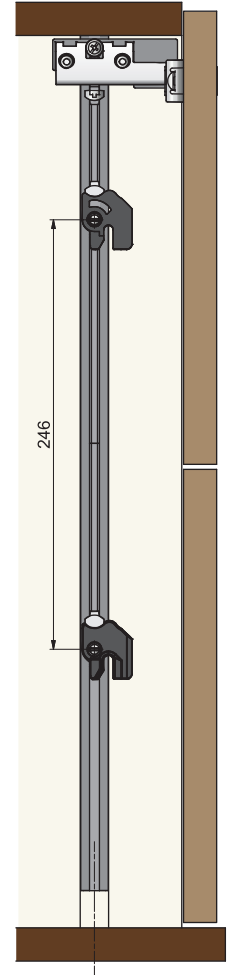
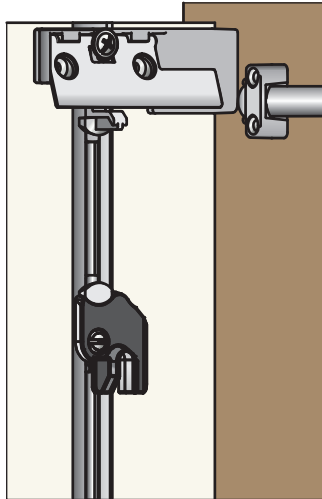

■ Simultan Stop

**Filing cabinet locks**  
**Karteischränkverschlüsse**

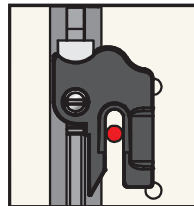


## SVS ELEVON

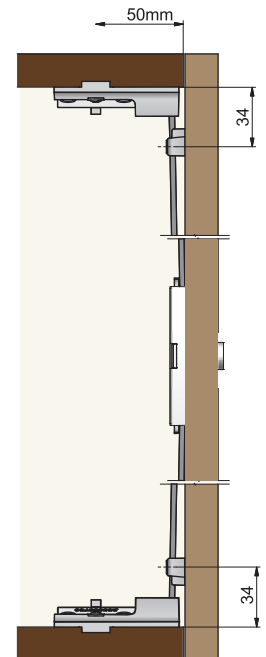

Central locking  
Zentralverriegelung



Open drawer /  
Schubkasten geöffnet



Closed drawer /  
Schubkasten geschlossen

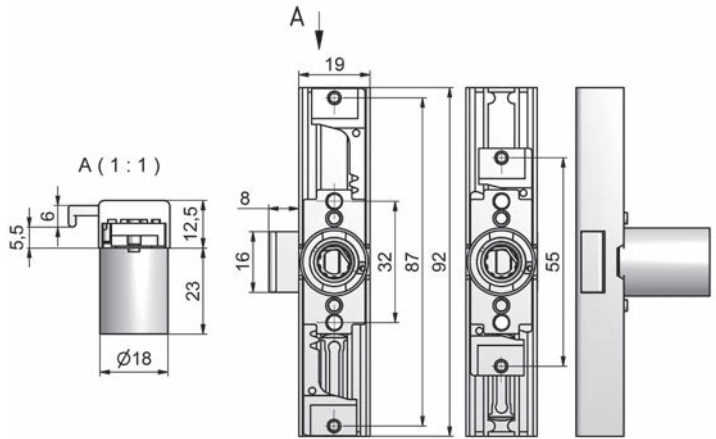
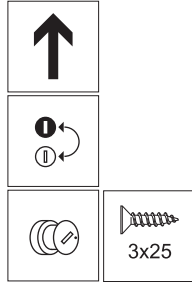


# SVS ELEVON

Order-No. Bestell-Nr.	Finish Oberfläche	BQ VE
--------------------------	----------------------	----------



Shooting bar lock 204  
Schubstangenschloss 204



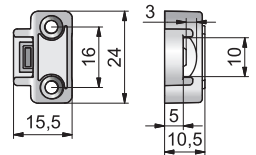
<b>1420463003</b> ↑	nickel plated / vernickelt	50
---------------------	----------------------------	----

## System components

Systembauteile



Rod guide 041.1  
Stangenführung 041.1



<b>562920411</b>	black / schwarz	50
------------------	-----------------	----



Shooting bar 043  
Schubstange 043

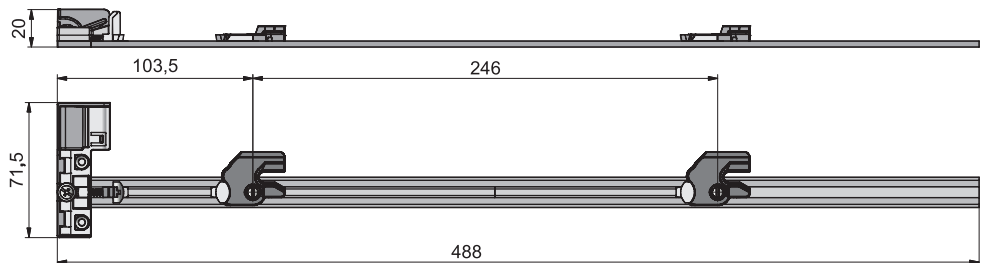
**Steel solid section  
Stahl Vollprofil 10x3**



<b>540600430</b>	600 mm	nickel plated / vernickelt	50
<b>540800430</b>	800 mm	nickel plated / vernickelt	50



HE 4-4  
Locking bar 952  
Schließstange 952



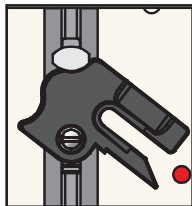
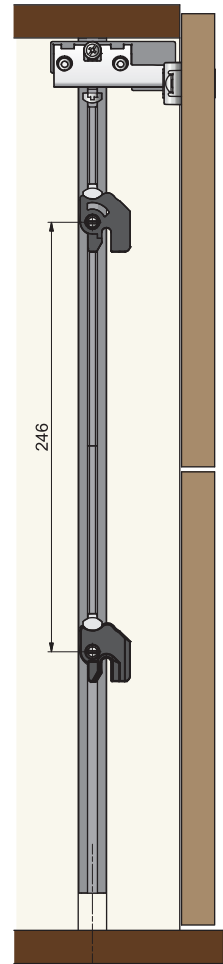
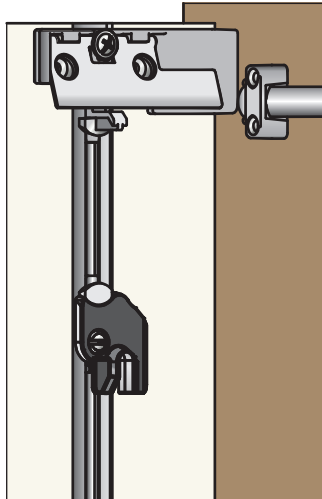

<b>4383118861</b>	Steel / Stahl	50
-------------------	---------------	----

Bar left, no picture. / Stange links, o. Abb.

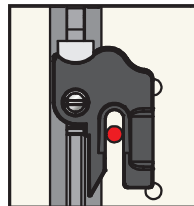
<b>4383118862</b>	Steel / Stahl	50
-------------------	---------------	----

**SVS ELEVON**

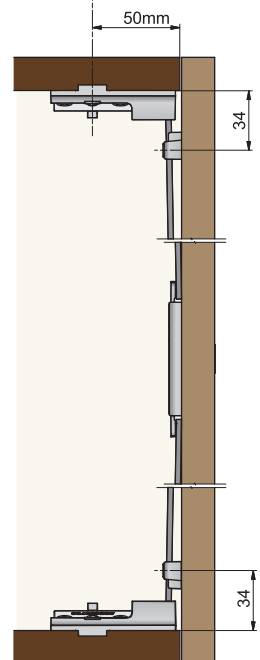
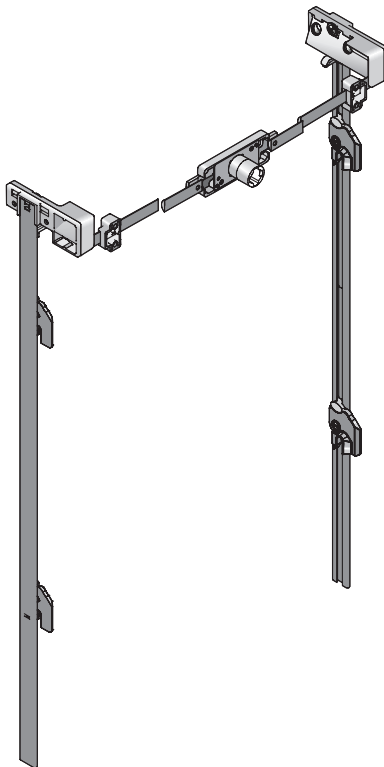
Central locking  
Zentralverriegelung



Open drawer /  
Schubkasten geöffnet



Closed drawer /  
Schubkasten geschlossen

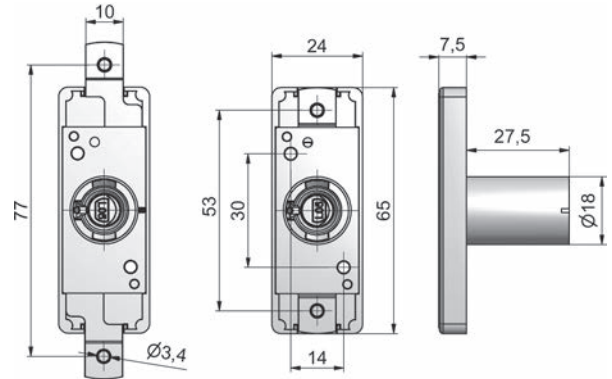
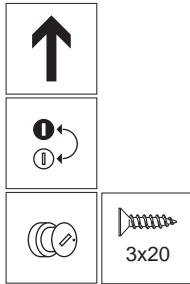


## SVS ELEVON



Shooting bar lock 292  
Schubstangenschloss 292

Order-No. Bestell-Nr.	Finish Oberfläche	BQ VE
1429767003 ↑	nickel plated / vernickelt	50



## System components

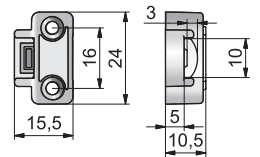
Systembauteile



Rod guide 041.1  
Stangenführung 041.1



562920411	black / schwarz	50
-----------	-----------------	----



Shooting bar 043  
Schubstange 043

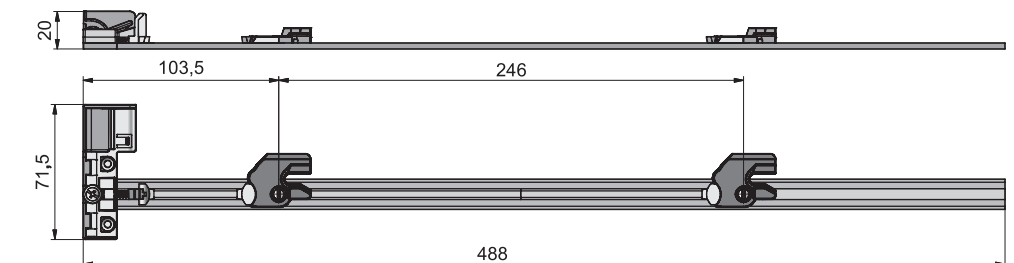
**Steel solid section  
Stahl Vollprofil 10x3**



540600430	600 mm	nickel plated / vernickelt	50
540800430	800 mm	nickel plated / vernickelt	50



HE 4-4  
Locking bar 952  
Schließstange 952

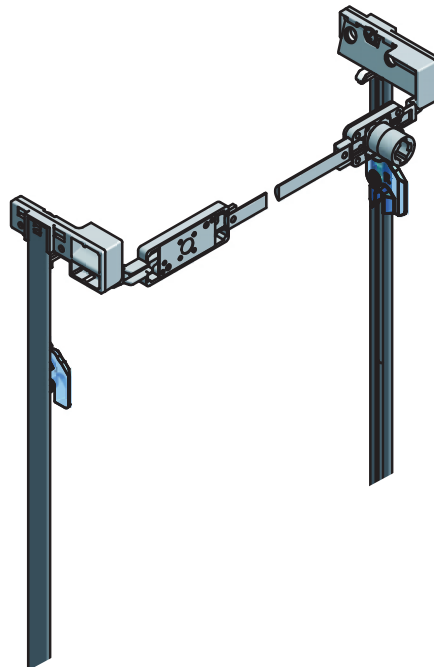
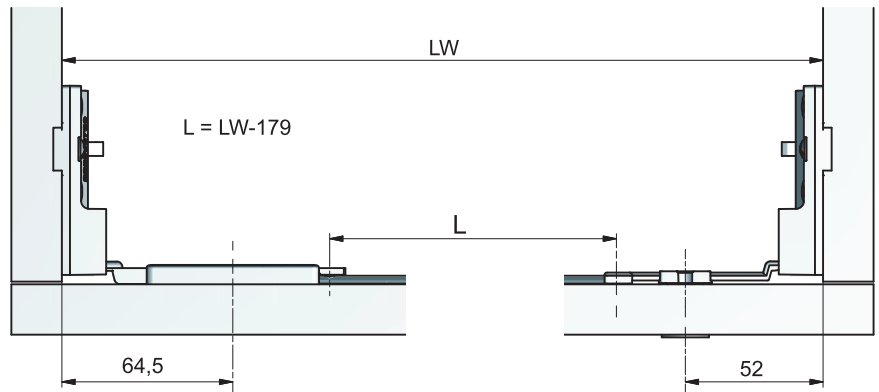
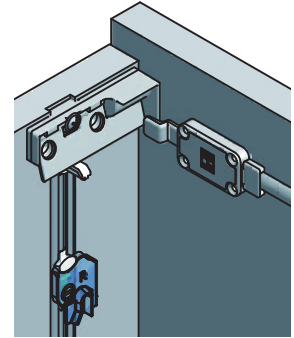
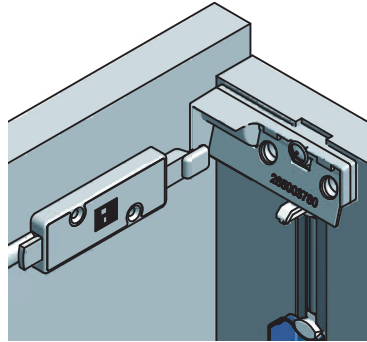
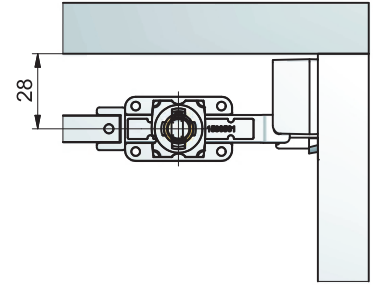
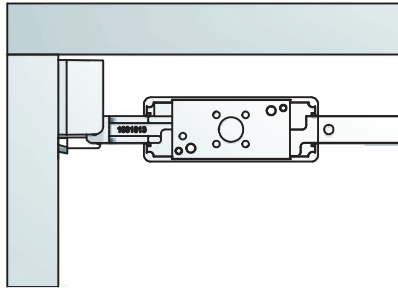



4383118861	Steel / Stahl	50
4383118862	Steel / Stahl	50

Bar left, no picture. / Stange links, o. Abb.

S 43

Central locking  
Zentralverriegelung



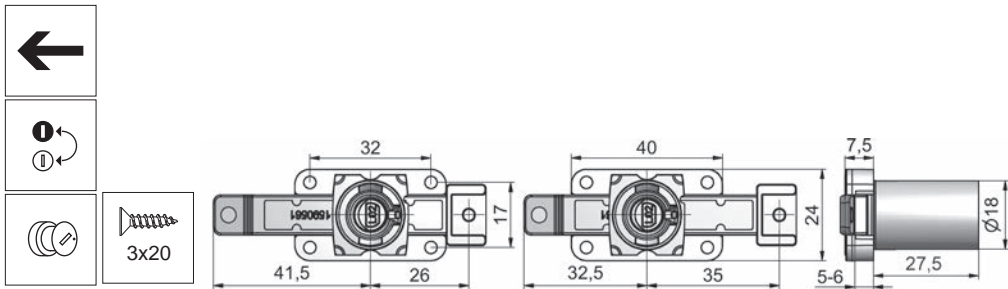


# S 43



Lock 430.01  
Schloss 430.01

Order-No. Bestell-Nr.	Finish Oberfläche	BQ VE
--------------------------	----------------------	----------



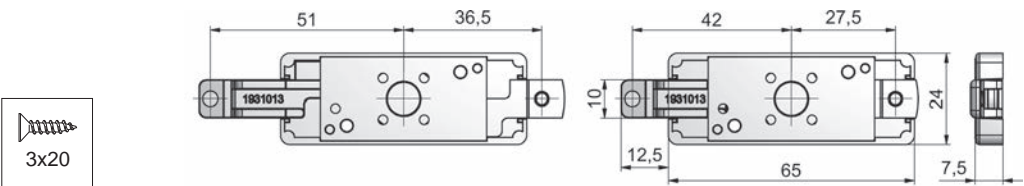
1643067011 ←	nickel plated / vernickelt	50
--------------	----------------------------	----

## System components

Systembauteile



Return transmission 2920  
Umkehrgetriebe 2920



442920001	black / schwarz	50
-----------	-----------------	----



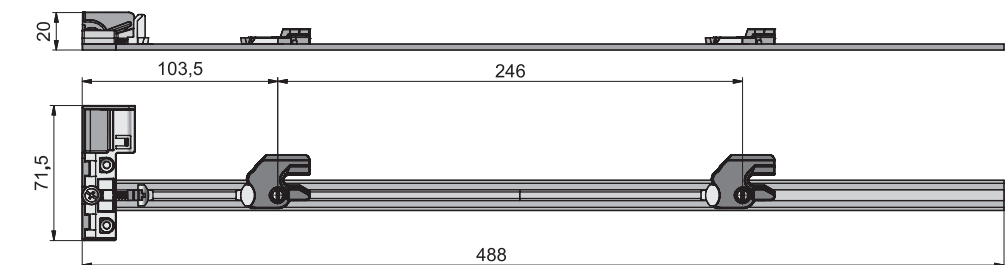
Shooting bar 043.1  
Schubstange 043.1



540600431	600 mm	nickel plated / vernickelt	50
540800431	800 mm	nickel plated / vernickelt	50



HE 4-4  
Locking bar 952  
Schließstange 952

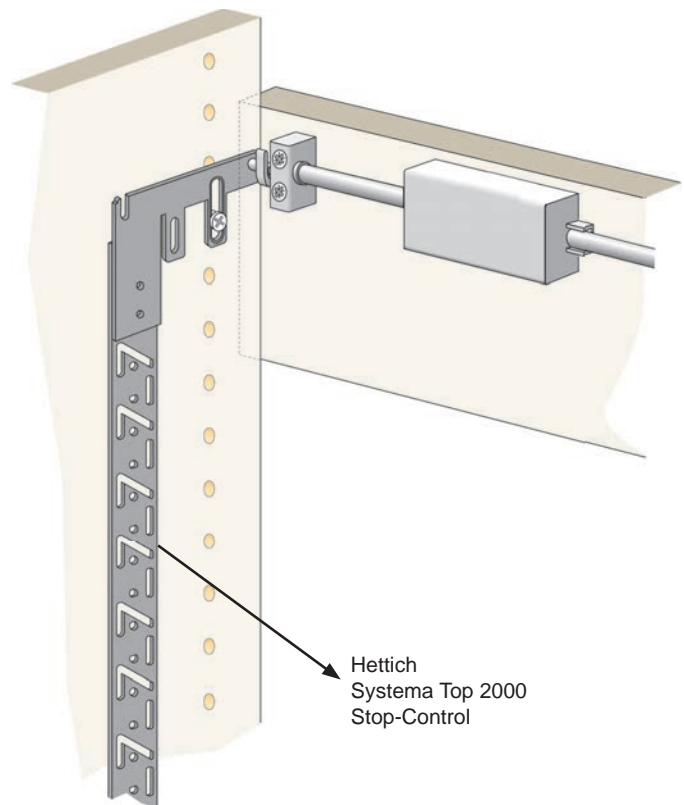
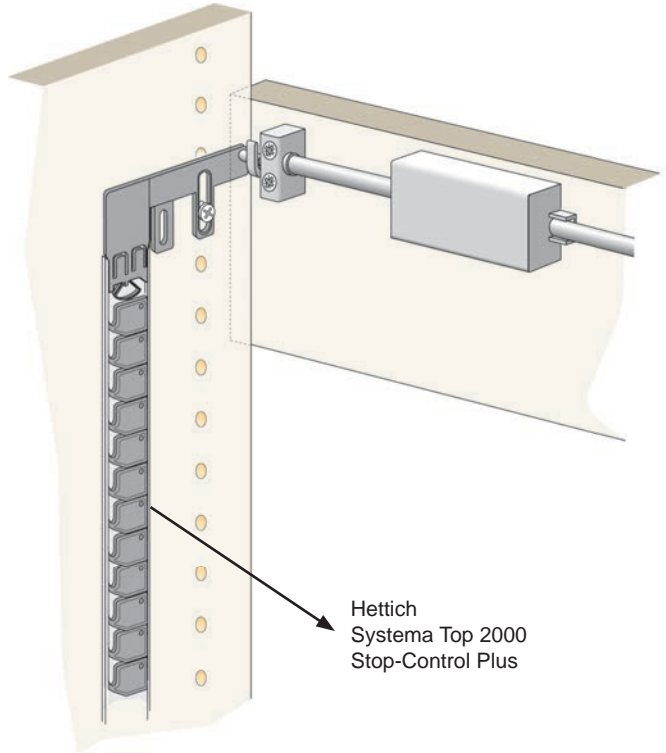
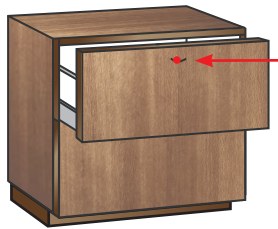
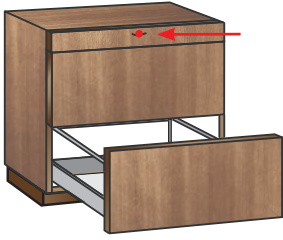


4383118861	steel / Stahl	50
4383118862	steel / Stahl	50

Bar left, no picture / Stange links, o. Abb

## System 491

Application example  
Anwendungsbeispiel

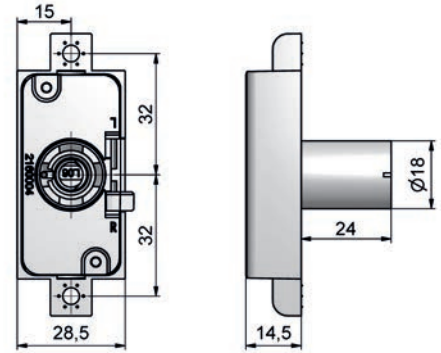


## System 491



Espagnolette lock 750  
Drehstangenschloss 750

Order-No. Bestell-Nr.	Finish Oberfläche	BQ VE
 1475768001 ↑	nickel plated / vernickelt	100



## System components

### Systembauteile



Rod lift component 513/514

Sperrhebel  
513/514

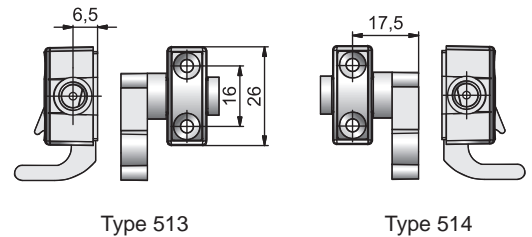
Type 513  
Type 514



464405130 ←  
464405140 →

nickel plated / vernickelt  
nickel plated / vernickelt

100  
100



Bar 6/5

Drehstange 6/5

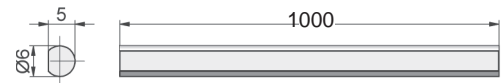
Further lengths on request. / Weitere Längen auf Anfrage.

541000591

1000 mm

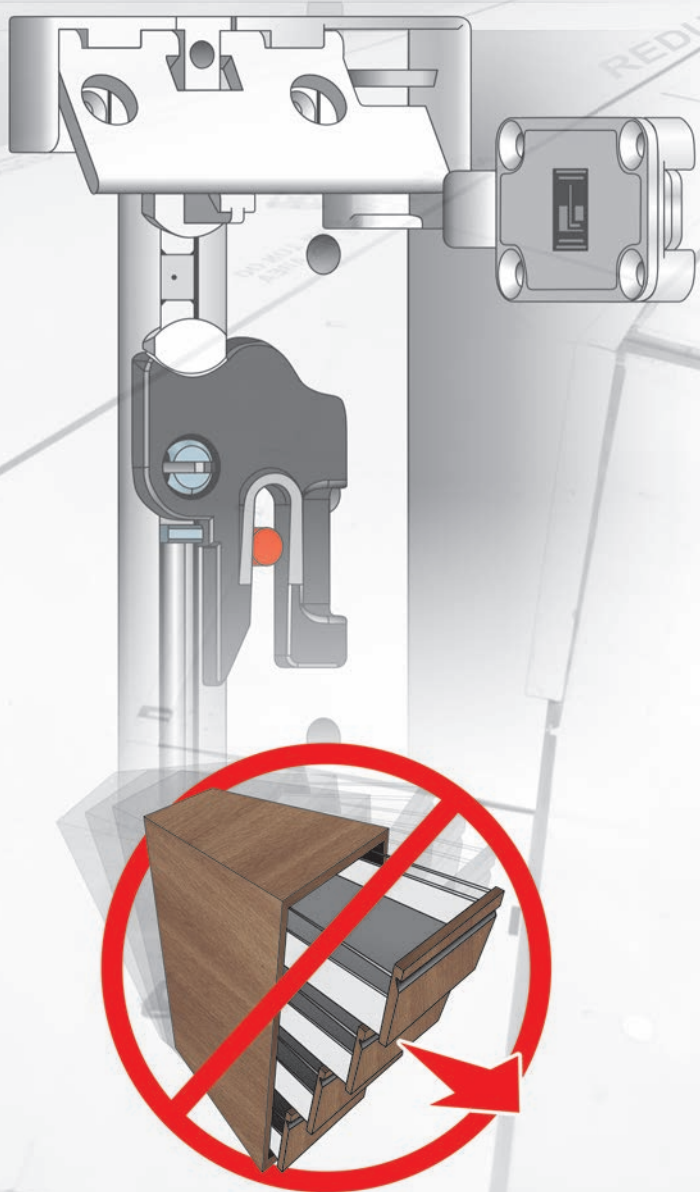
nickel plated / vernickelt

50



# SVS ELEVON

REDUCED TO THE MAX



REDUCED TO THE MAX

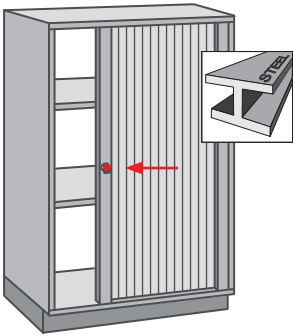


Steel furniture locks  
Stahlmöbelschlösser

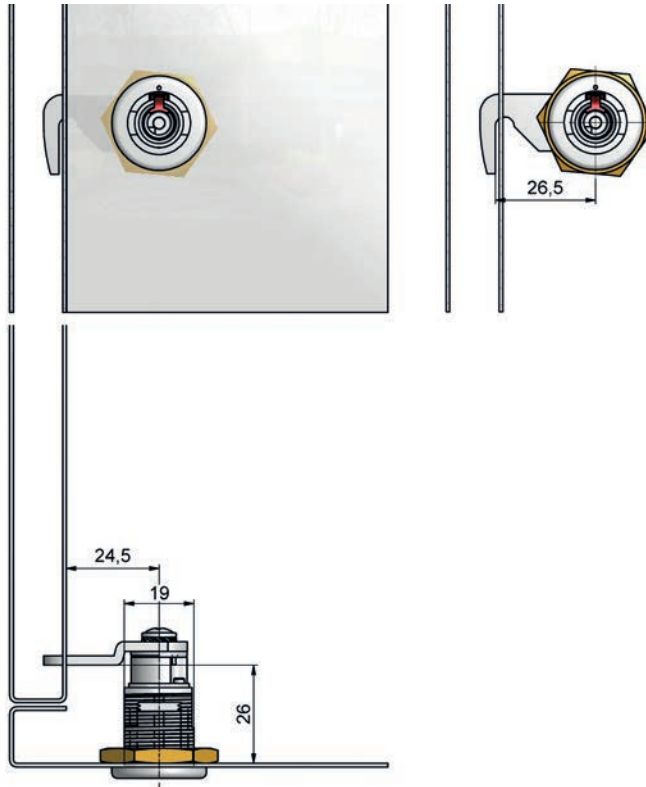
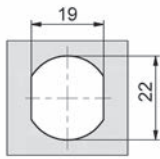


## Type 873

Application example  
Anwendungsbeispiel

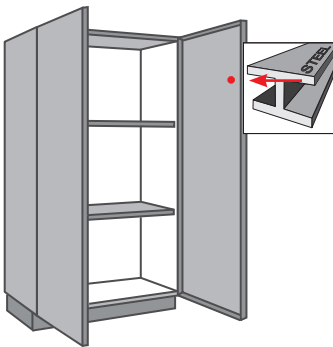


Stamping configuration  
Stanzbild

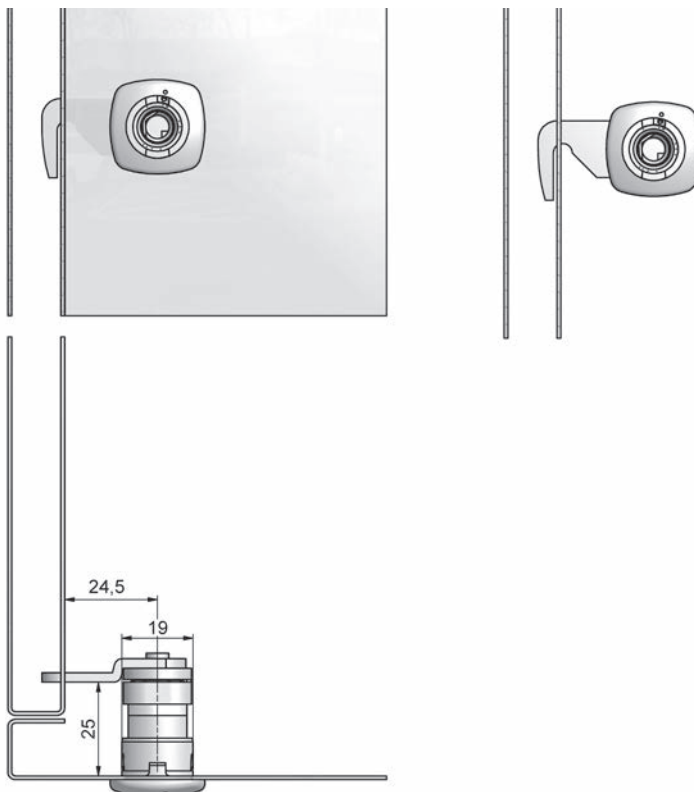
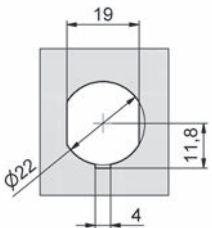


## Type 875

Application example  
Anwendungsbeispiel



Stamping configuration  
Stanzbild

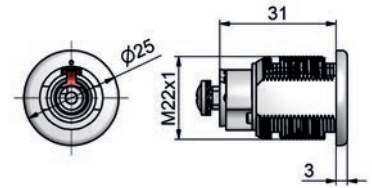
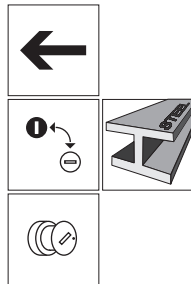


**Type 873**

Order-No. Bestell-Nr.	Finish Oberfläche	BQ VE
--------------------------	----------------------	----------



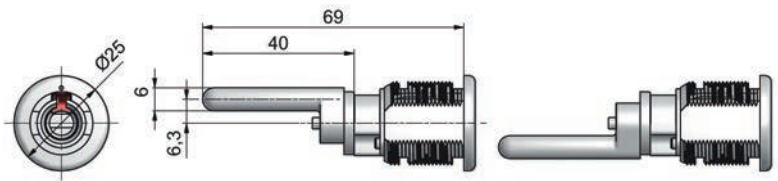
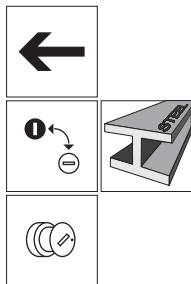
Lock 873  
Schloss 873



1487360001 ←	nickel plated / vernickelt	50
--------------	----------------------------	----



Lock 873.01  
Schloss 873.01

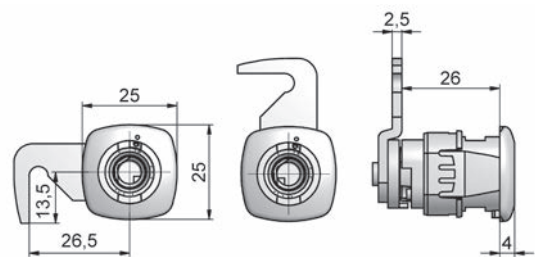
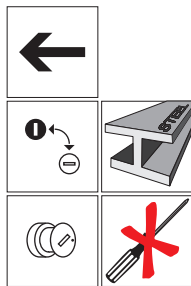


1487360011 ←	nickel plated / vernickelt	50
--------------	----------------------------	----

**Type 875**



Lock 875  
Schloss 875

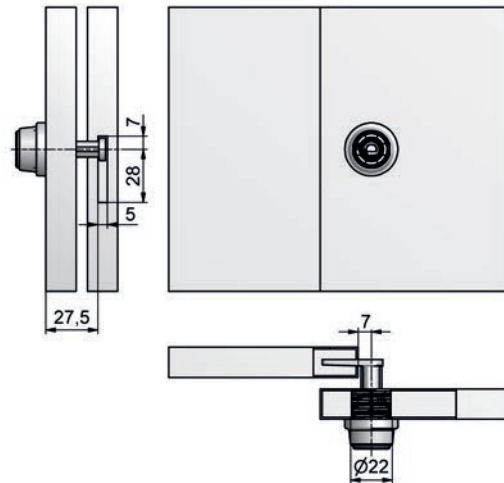
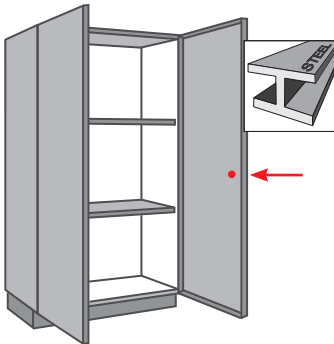


1487560001 ←	nickel plated / vernickelt	50
--------------	----------------------------	----

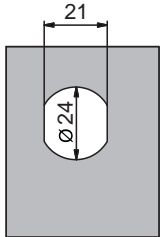


## Type 797

Application example  
Anwendungsbeispiel

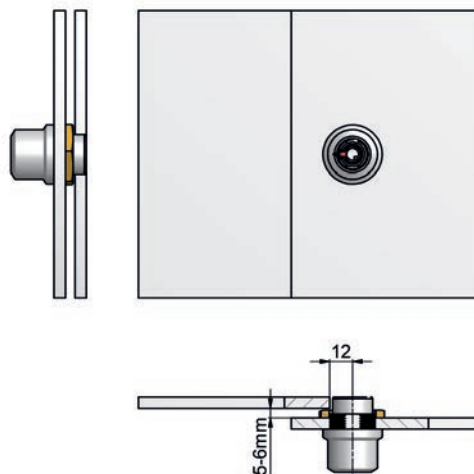
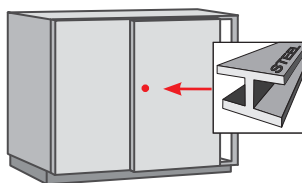


Stamping configuration  
Stanzbild

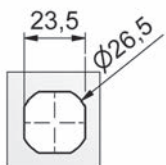


## Type 796

Application example  
Anwendungsbeispiel



Stamping configuration  
Stanzbild

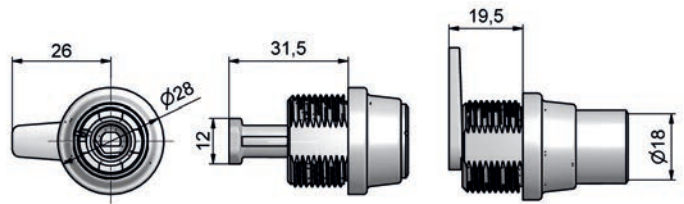
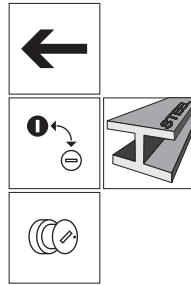


## Type 797

Order-No.  
Bestell-Nr.

Finish  
Oberfläche

BQ  
VE



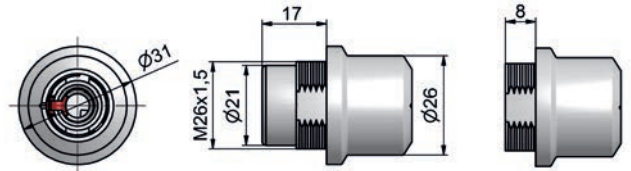
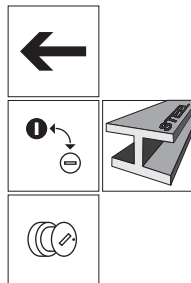
Lock 797  
Schloss 797

1479760001 ←

nickel plated / vernickelt

50

## Type 796



Lock 796  
Schloss 796

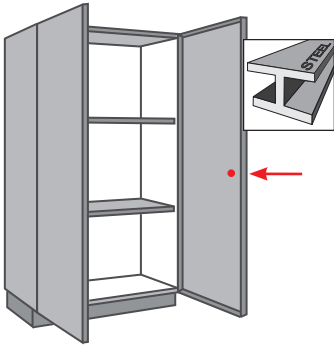
1479660001 ←

nickel plated / vernickelt

50

## Type 849

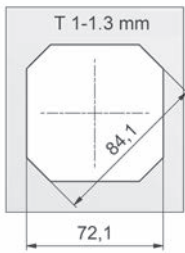
Application example  
Anwendungsbeispiel



open  
geöffnet



Stamping configuration  
Stanzbild

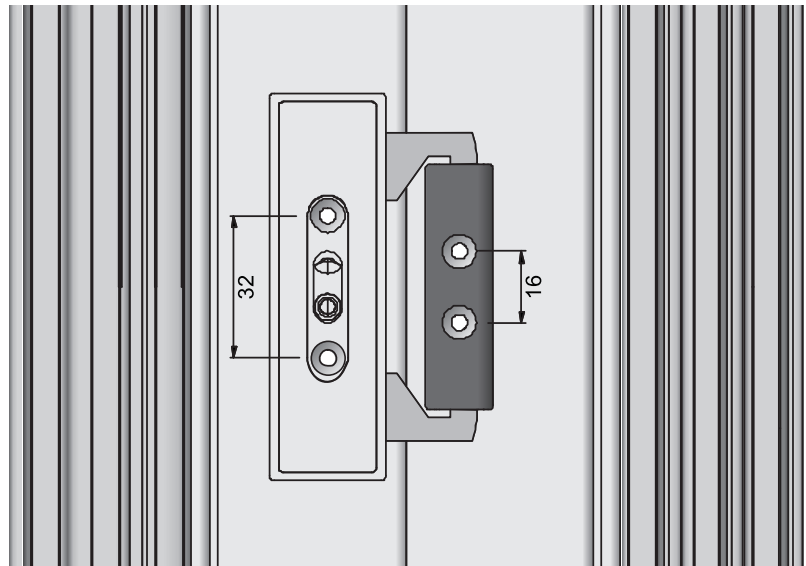
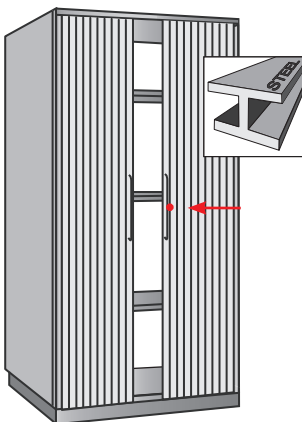


closed  
verschlossen



## Type 415

Application example  
Anwendungsbeispiel

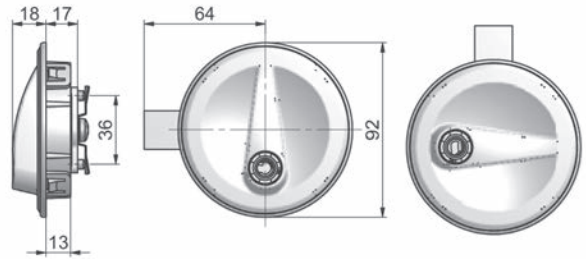



**Type 849**



Disk shell lock 849  
Schalenschloss 849

Order-No. Bestell-Nr.	Finish Oberfläche	BQ VE
--------------------------	----------------------	----------

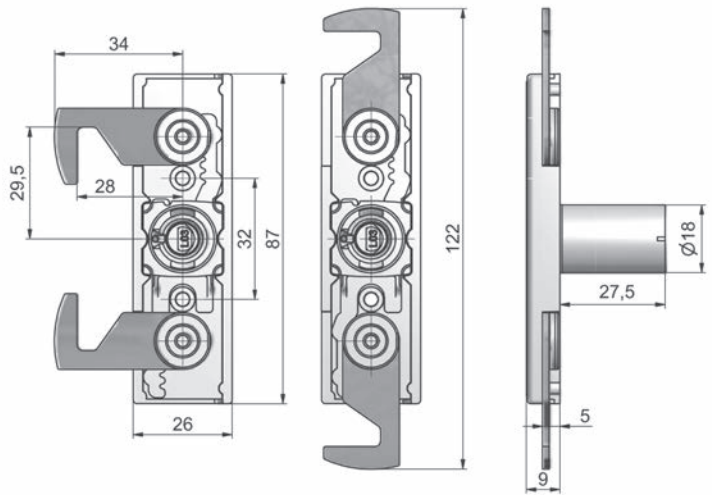
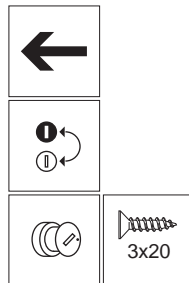


<b>1684960001</b> ←	plastic black / kunststoffschwarz	50
---------------------	-----------------------------------	----

**Type 415**



Tambour lock 415  
Rolljalousieschloss 415



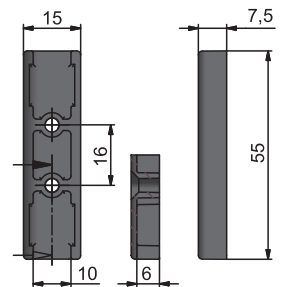
<b>1441567001</b> ←	nickel plated / vernickelt	50
---------------------	----------------------------	----

**System components**

Systembauteile



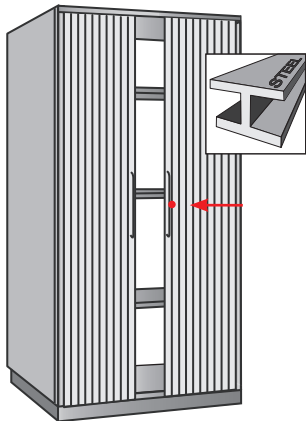
Stopper 4155  
Anschlag 4155



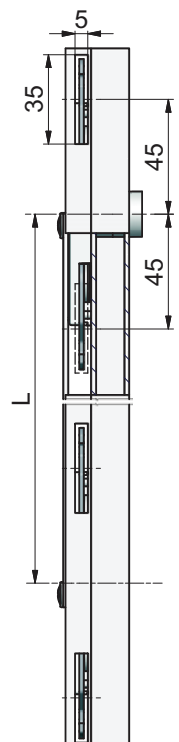
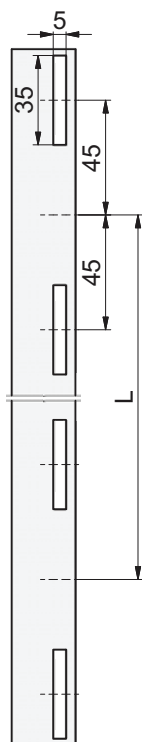

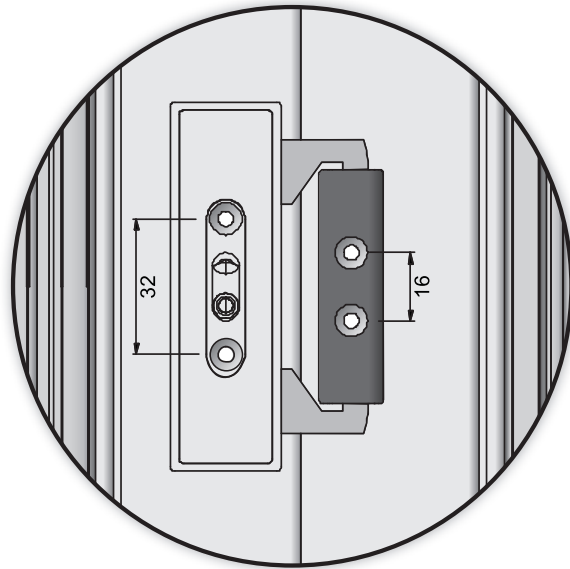
<b>464155000</b>	black / schwarz	100
------------------	-----------------	-----

# System 415

Application example  
Anwendungsbeispiel



Multi-point lock  
Mehrpunktverriegelung

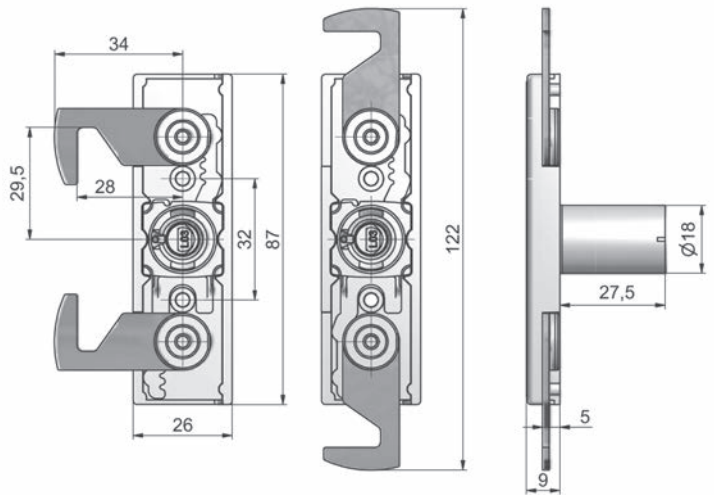
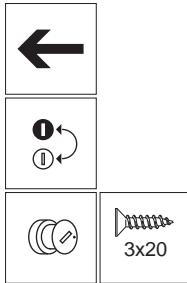


**System 415**



Tambour lock 415  
Rolljalousieschloss 415

Order-No. Bestell-Nr.	Finish Oberfläche	BQ VE
--------------------------	----------------------	----------



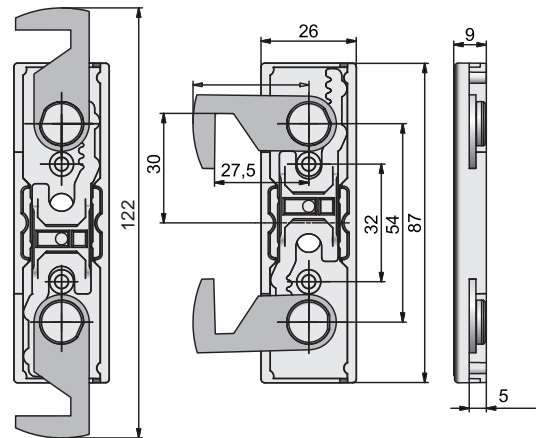
<b>1441567001</b> ←	nickel plated / vernickelt	50
---------------------	----------------------------	----

**System components**

Systembauteile



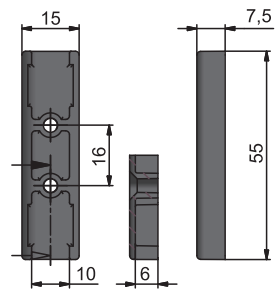
Locking component 4150  
Verriegelungselement 4150



<b>444150000</b>	nickel plated / vernickelt	50
------------------	----------------------------	----



Stopper 4155  
Anschlag 4155



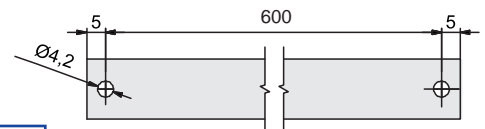
<b>464155000</b>	black / schwarz	100
------------------	-----------------	-----



Bar 41.5  
Stange 41.5

Further lengths on request. / Weitere Längen auf Anfrage.

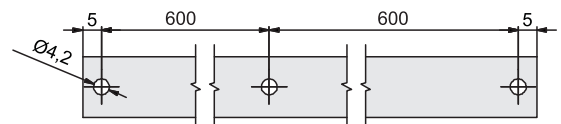
<b>434106005</b>		50
------------------	--	----



Bar 41.6  
Stange 41.6

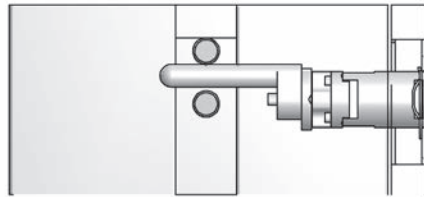
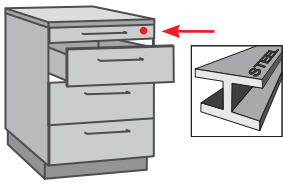
Further lengths on request. / Weitere Längen auf Anfrage.

<b>434106006</b>		50
------------------	--	----

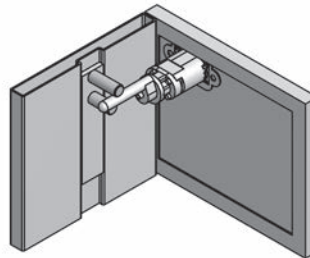
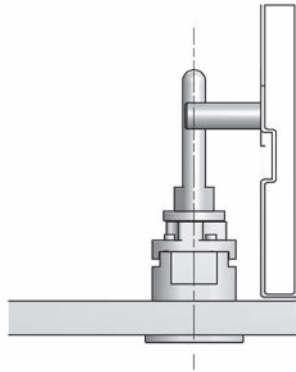
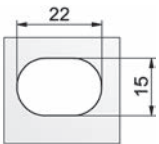


## Type 926

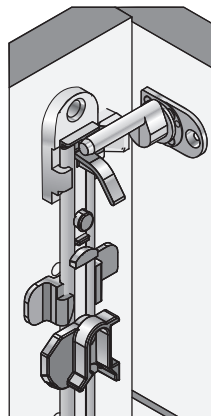
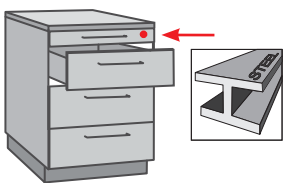
Central locking  
Zentralverschluss



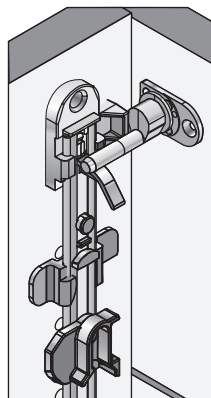
Stamping configuration  
Stanzbild



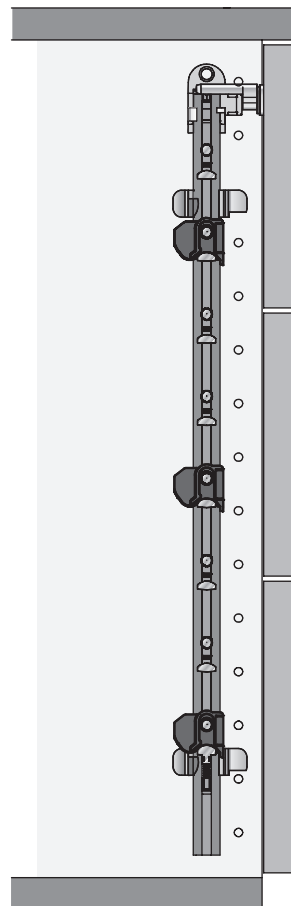
## SVS 5



open / geöffnet



closed / geschlossen



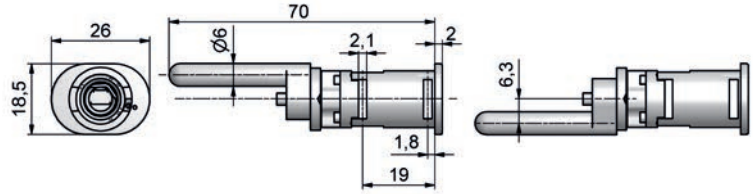
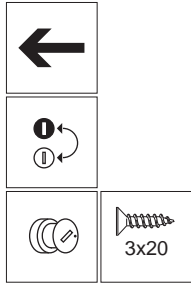


**Type 926**

Order-No. Bestell-Nr.	Finish Oberfläche	BQ VE
--------------------------	----------------------	----------



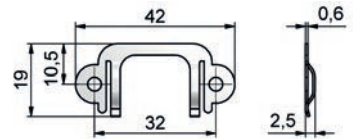
Lock 926  
Schloss 926



<b>1492660001</b> ←	nickel plated / vernickelt	50
---------------------	----------------------------	----



Fixing plate 9260  
Befestigungsblech 9260

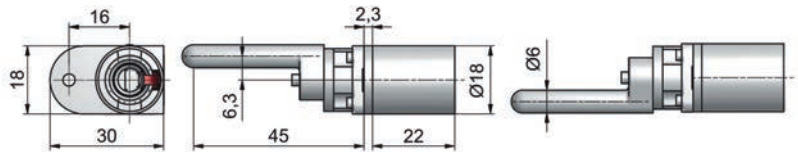
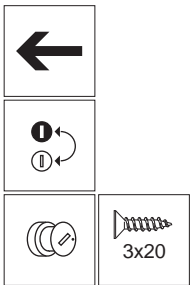


<b>409260001</b> ←	Steel / Stahl	50
--------------------	---------------	----

**SVS 5**



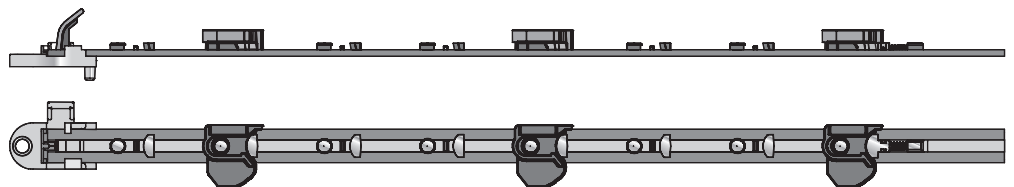
Lock 922  
Schloss 922



<b>1492263031</b> ←	nickel plated / vernickelt	50
---------------------	----------------------------	----



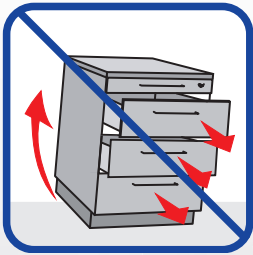
Locking bar SVS5  
Schließstange SVS5



<b>on request / auf Anfrage</b>	Steel / Stahl	50
---------------------------------	---------------	----

## SVS 5

### Anti-tilt locking system Sperrendes Verschluss-System



#### The perfect System Solution for Lateral File Cabinets, Tool Drawer and Workshop Cabinet Units

- 1 Chips secured by sprung-loaded tension
- 2 A precise 45 degree rotation permits opening of only one drawer at a time
- 3 Secure closing for up to 100kg pull-force
- 4 Flexible and easy installation within pre-determined pitch
- 5 Security through optimized locking geometry

#### Die perfekte Systemlösung für Kartei-, Werkzeug- und Betriebsschränke

1. Unter federleichter Spannung reihen sich die Plättchen aneinander
2. Eine präzise 45°-Drehung gibt immer nur einen Auszug gleichzeitig frei
3. Es haben bis zu 100 kg sicheren Halt
4. Das einfache Aneinanderreihen im vorgegebenen Raster ermöglicht einen flexiblen und komfortablen Einbau
5. Die raffinierte Sperrergeometrie reguliert das Gliedersystem

System components  
Systembauteile



## System components

Systembauteile



Rosette 18.1  
Rosette 18.1

Order-No.  
Bestell-Nr.

Finish  
Oberfläche

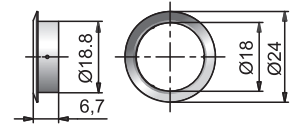
BQ  
VE

To fix on cylinder / Zum Klemmen auf Zylinder

441800400

nickel plated / vernickelt

250



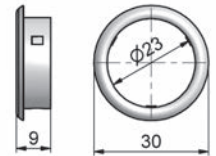
Rosette 1288  
Rosette 1288

To fix on cylinder / Zum Klemmen auf Zylinder

441288001

nickel plated / vernickelt

250



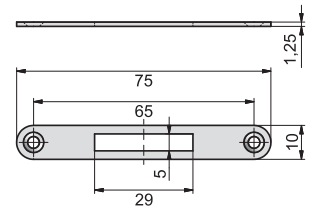
Striker plate 7510  
Schließblech 7510



447510200

nickel plated / vernickelt

250

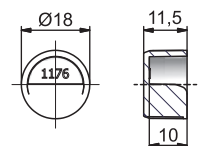


socket 1176  
Schließbuchse 1176

561176001

black / white schwarz / weiß

50

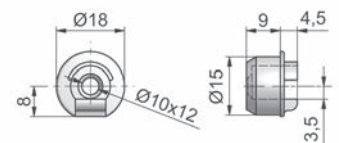


socket 1085  
Arretierungshülse 1085

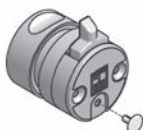
541085001

vernickelt / nickel plated

50



Key retention 0503  
Schlüsselabzugssperre 0503

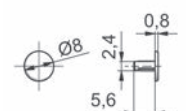


For lock / Für Schloss:  
Type 32X-32X.01

510000503

white / weiß

100

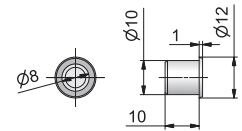


## System components

Systembauteile



Socket 012  
Arretierungshülse 012

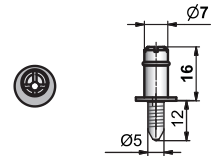


Order-No. Bestell-Nr.	Finish Oberfläche	BQ VE
543200120	nickel plated / vernickelt	250



Stop 058.5  
Anschlagstift 058.5

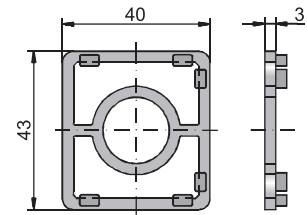
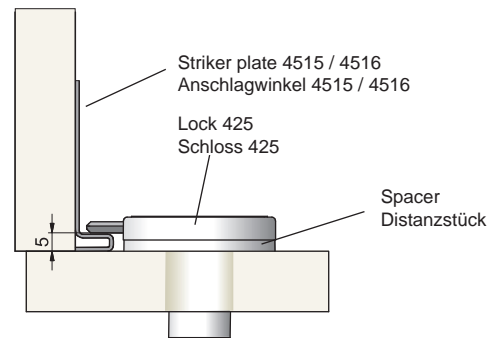
Buffer for use with inside doors.  
Einsatz für innenliegende Glastüren.



547500585	nickel plated / vernickelt	500
-----------	----------------------------	-----



Spacer 014  
Distanzstück 014



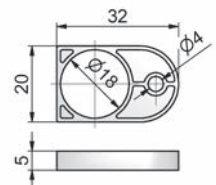
**For lock / Für Schloss:**  
Type 425

463910000	black / schwarz	250
-----------	-----------------	-----



Spacer 4253  
Distanzstück 4253

**For lock / Für Schloss:**  
Type 922.03  
Type 923.03

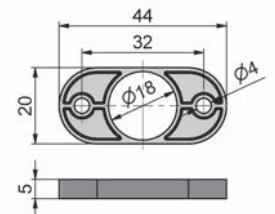


464253000	black / schwarz	200
-----------	-----------------	-----



Spacer 4251  
Distanzstück 4251

**For lock / Für Schloss:**  
Type 827  
Type 922.01  
Type 923.01

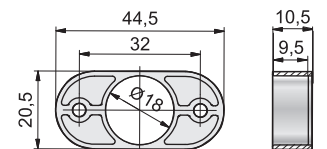


464251000	black / schwarz	200
-----------	-----------------	-----



Spacer 38  
Distanzstück 38



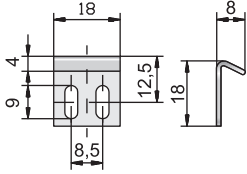


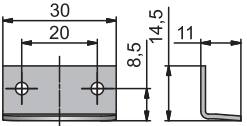


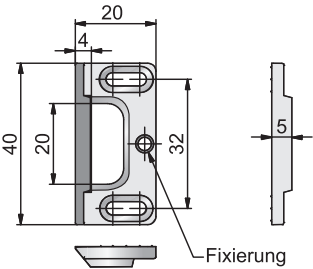


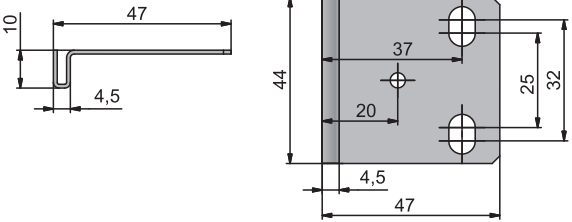


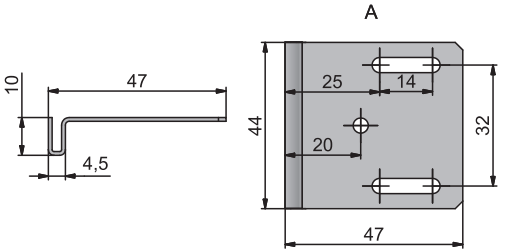
**For lock / Für Schloss:**  
Type 827  
Type 922  
Type 923



563843100	black / schwarz	200
-----------	-----------------	-----

**System components**

Systembauteile

	<b>Order-No. Bestell-Nr.</b>	<b>Finish Oberfläche</b>	<b>BQ VE</b>
 Striker plate 1807 Anschlagwinkel 1807	 3x15		
	<b>441807100</b>	nickel plated / vernickelt	50
 Striker plate 3011 Anschlagwinkel 3011	 3x15		
	<b>443011100</b>	nickel plated / vernickelt	250
 Striker plate 4005 Schließwinkel 4005	 3x15		
	<b>440060010</b>	nickel plated / vernickelt	250
 Striker plate 4515 Schließwinkel 4515	 6x12		
	<b>444515110</b>	nickel plated / vernickelt	250
 Striker plate 4516 Schließwinkel 4516	 3x15		
	<b>444516110</b>	nickel plated / vernickelt	250

System components

Systembauteile



Cam 827.044  
Riegel 827.044

Order-No.  
Bestell-Nr.

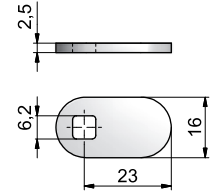
Finish  
Oberfläche

BQ  
VE

448270044

nickel plated / vernickelt

50

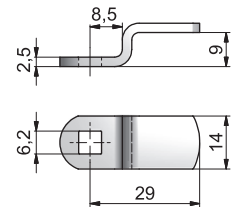


Cam 460  
Riegel 460

443714600

nickel plated / vernickelt

50

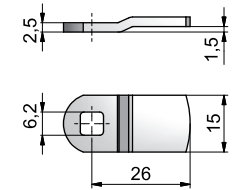


Cam 827.035  
Riegel 827.035

448270035

nickel plated / vernickelt

50

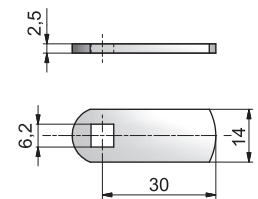


Cam 477  
Riegel 477

443714770

nickel plated / vernickelt

50

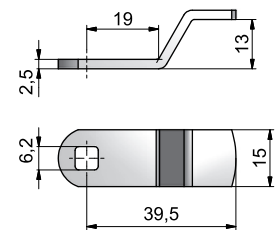


Cam 827.045  
Riegel 827.045

448270045

nickel plated / vernickelt

50



Cam 827.027  
Riegel 827.027

448270027 ←

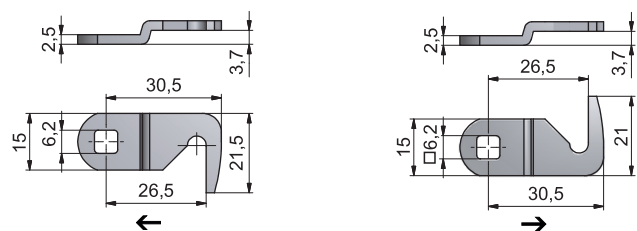
nickel plated / vernickelt

50

448270046 →

nickel plated / vernickelt



50





[www.lehmann-locks.com](http://www.lehmann-locks.com)

*... locking systems worldwide*



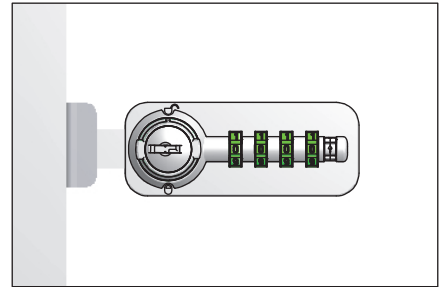
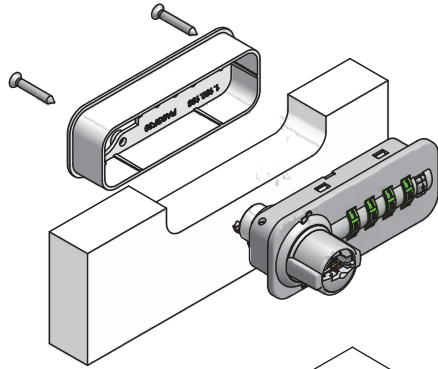
Dial Lock  
e-solution



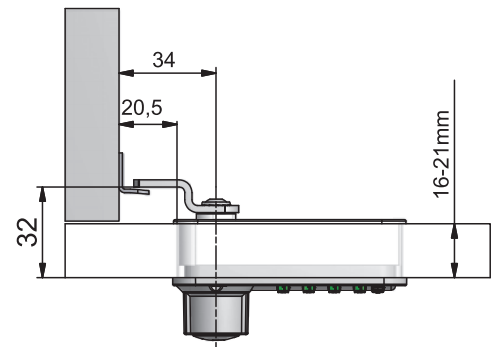
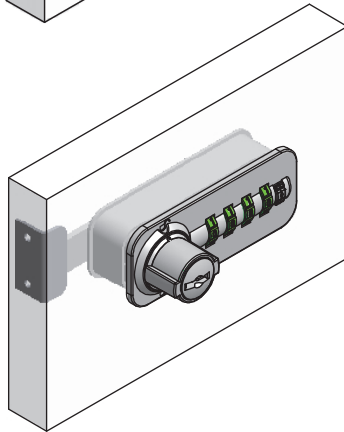
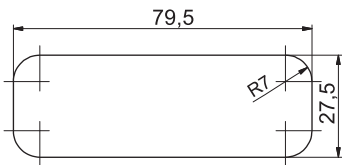
## Dial Lock 57

Zahlenkombinations-  
schloss 57

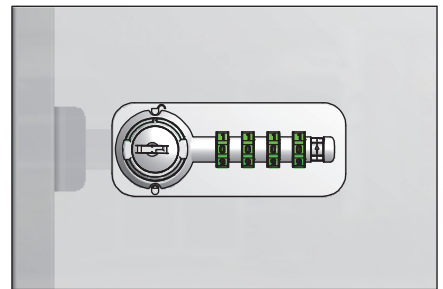
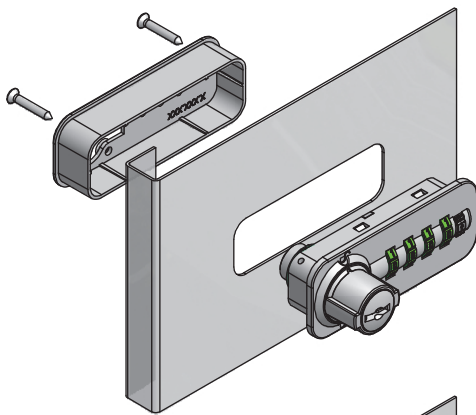
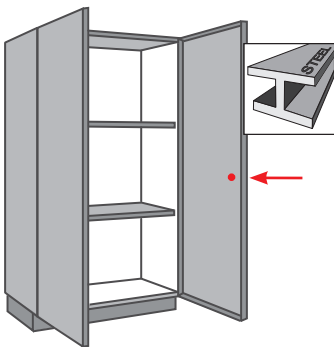
Application example  
Anwendungsbeispiel



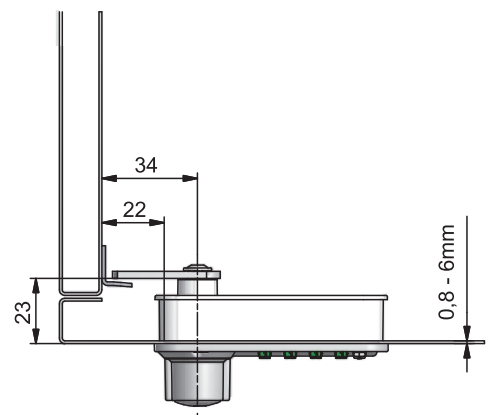
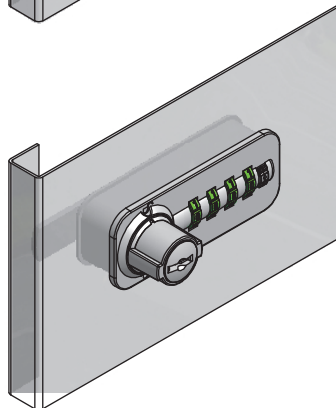
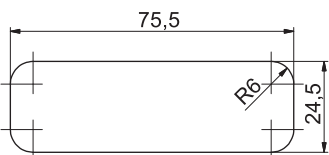
Milling groove  
Fräsbild



Application example  
Anwendungsbeispiel



Stamping configuration  
Stanzbild



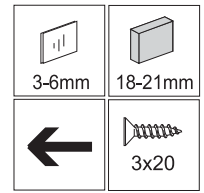
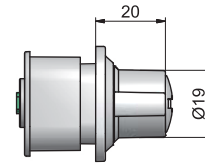
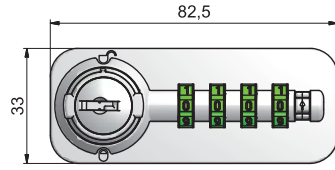
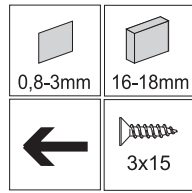
**Dial Lock 57**



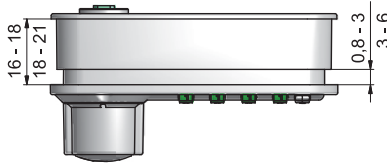
**A57S.1**  
Dial Lock for cam  
Kombinationsschloss für  
Riegel

Order-No.  
Bestell-Nr.

BQ  
VE Order-No.  
Bestell-Nr.



- 3657124001005
- 3657124001004
- 3657124001003
- 3657124001002
- 3657124001001 ←



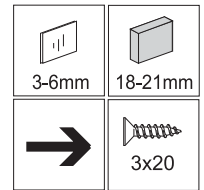
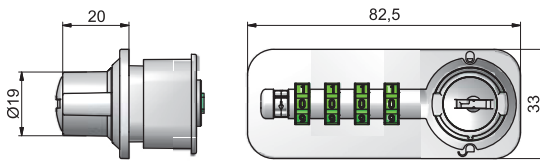
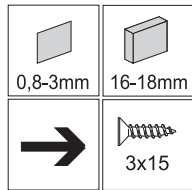
- Systems /  
Anlagen
- AA-05
  - AA-04
  - AA-03
  - AA-02

- 3657134001005
- 365713400100 4
- 3657134001003
- 3657134001002
- 3657134001001

schwarz / black AA-01 50

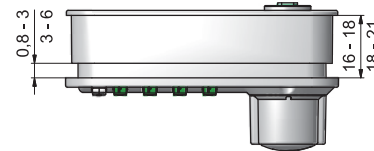


**A57S.1**  
Dial Lock for cam  
Kombinationsschloss für  
Riegel



- 3657124002005
- 3657124002004
- 3657124002003
- 3657124002002
- 3657124002001 →

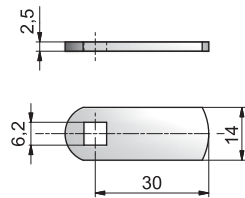
- AA-05
- AA-04
- AA-03
- AA-02



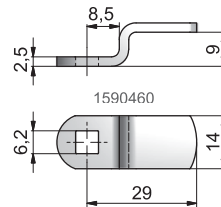
- 3657134002005
- 3657134002004
- 3657134002003
- 3657134002002
- 3657134002001

schwarz / black AA-01 50

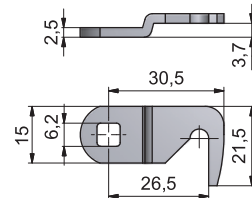
**Cam 477 / Riegel 477**



**Cam 460 / Riegel 460**



**Cam 827.027 / Riegel 827.027**



443714770

443714600

448270027

nickel plated / vernickelt

50

Systems /  
Anlagen

- AA-05
- AA-04
- AA-03
- AA-02



Emergency key  
Notschlüssel

on request / auf Anfrage

AA-01

nickel plated / vernickelt



Code finding pin 504  
Codefinder 504

50000504

Inox / Edelstahl

50



## M400 TA

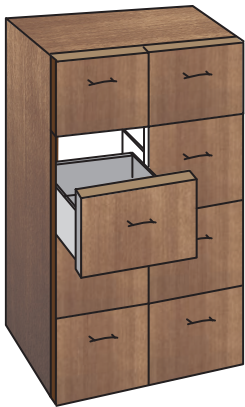


### M400 TA electronic latch lock with keypad

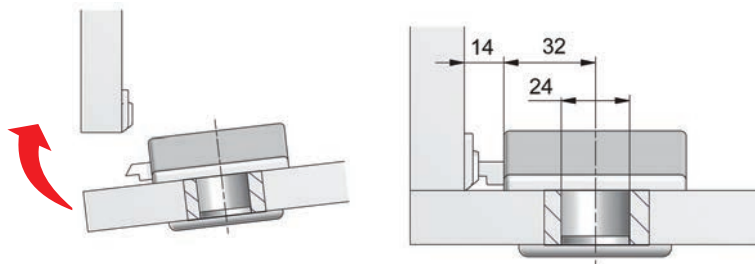
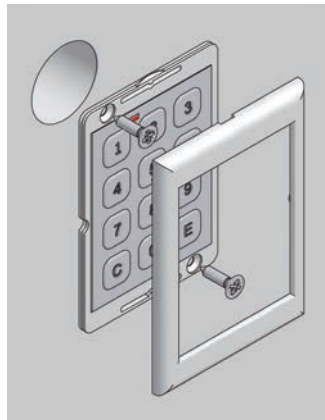
- Individually personalised code setting, simple operation
- Code setting and modification without additional accessories
- Numerous operating options selectable via keypad
- No administrative overheads
- Solution for hinged doors, flaps, and drawers
- Security of valuables in lockers, lock up documents securely

### M400 TA Elektronisches Fallenschloss mit Tastatur

- Codierung individuell frei wählbar, einfache Bedienung
- Codierung und Codeänderung ohne zusätzliche Hilfsmittel
- Zahlreiche Bedienungsoptionen über Tastatur wählbar
- Kein Verwaltungsaufwand
- Lösung für Drehtüren, Klappen und Schubkästen
- Sicherung von Wertsachen in Spinden, Dokumente sicher verschließen



Application example  
Anwendungsbeispiel

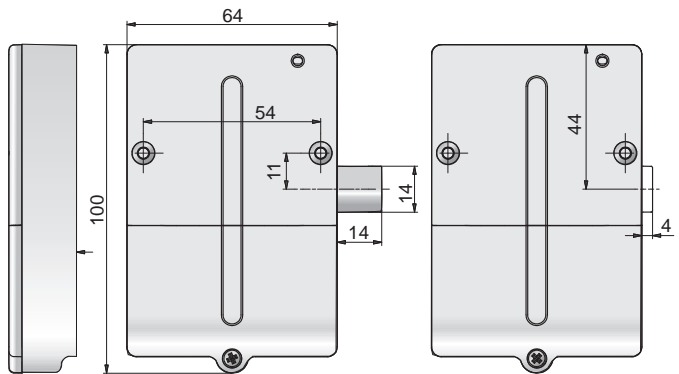


M400 TA



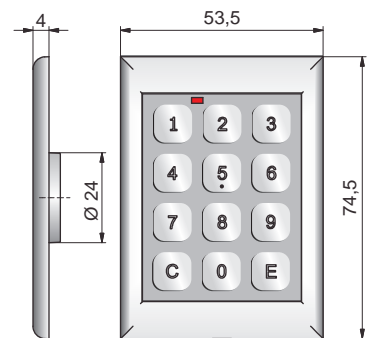
M400 TA

black / schwarz



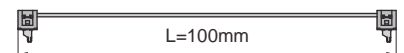
Keypad  
Tastatur

alu white / RAL 9006



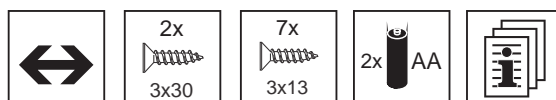
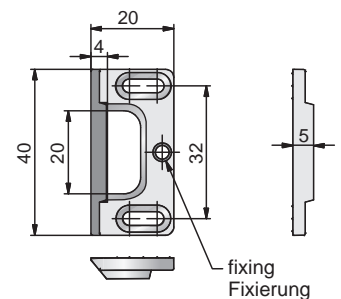
connecting cable  
Verbindungskabel

grey / grau



striker plate  
Anschlagwinkel

nickel plated / vernickelt



	Order-No. Bestell-Nr.	BQ VE
M400 TA set	040014132	1

## M400 e-Globe II

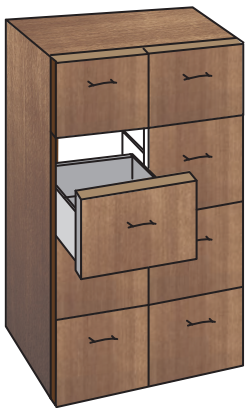


### M400 radio 2.4GHz

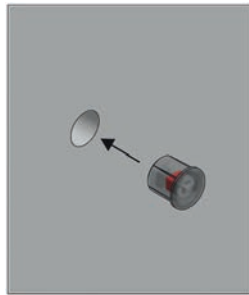
- Latch lock with remote radio operation, standalone use
- Can learn up to 20 transmitters
- Simple programming without additional software

### M400 Funk 2,4GHz

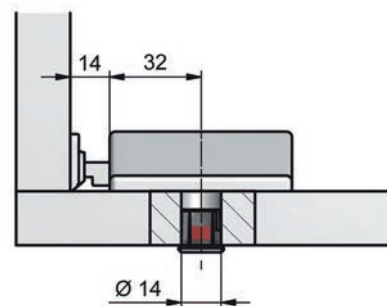
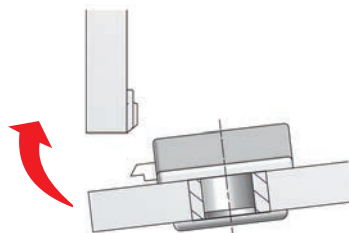
- Fallenschloss mit Funkfernbedienung, standalone Anwendung
- Bis zu 20 Sender einlernbar
- Einfache Programmierung ohne weitere Software



Application example  
Anwendungsbeispiel



shown in locked position  
Darstellung geschlossen



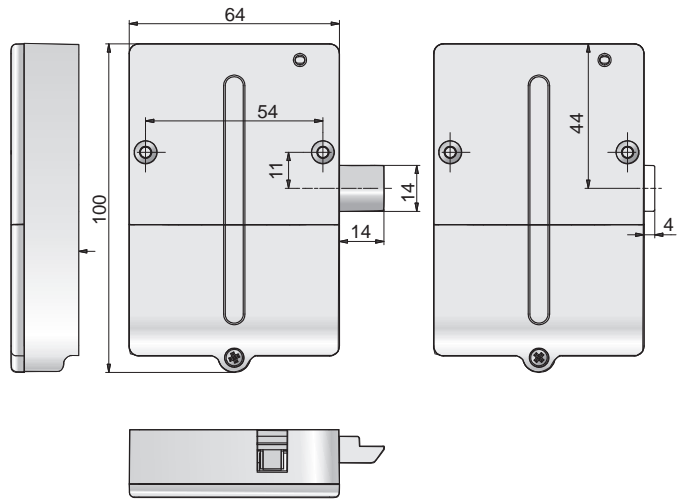


**M400 e-Globe II**



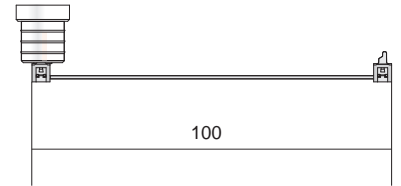
M400 Box e-Globe II

black / schwarz



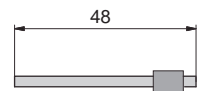
optical indicator with cable  
optische Anzeige mit Kabel

translucent / grey  
translucent / grau



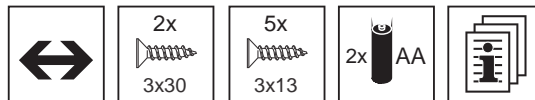
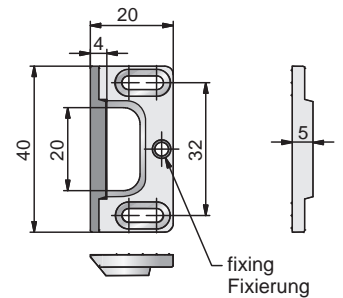
programming stick  
Programmierstift

translucent / transluzent



striker plate  
Anschlagwinkel

nickel plated / vernickelt



Order-No.  
Bestell-Nr.

BQ  
VE

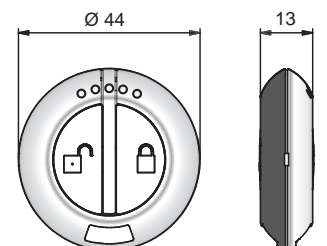
**M400 e-Globe II set**

**040154130**

1



translucent - black  
translucent - schwarz



transmitter 008.306  
Sender 008.306

**040083060**

1



## DIAL LOCKS

### Your code is the key

- Freely selectable codes
- No Locking Plan Management
- Solutions for all types of furniture (pedestals, file cabinets and roller-shutter units)

### Ihre Zahl ist der Schlüssel

- Frei wählbare Codierungen
- Keine Schließplanverwaltung
- Lösungen für alle Möbelarten (Container, Karteischränke, Jalousieschränke)



**General terms and conditions  
Allgemeine Geschäftsbedingungen**





## General terms and conditions

### Acceptance of terms and conditions of sale

All offers and agreements shall be based exclusively on the following terms and conditions. Buyer's differing terms and conditions not expressly accepted in writing shall not be binding. All offers made by LEHMANN Vertriebsgesellschaft mbH & Co. KG (referred to below in short as LEHMANN) are without obligation in principle unless expressly otherwise agreed.

#### 1. Placing of order

- 1.1. The decisive factor for the conclusion of a contract of sale and the scope of the resulting supply commitments shall be corresponding written expressions of will by both parties to the contract. Verbal collateral agreements shall not be made. If persons not authorised to represent LEHMANN conclude agreements differing from or supplementary to this contract, including waiver of this written form clause, these shall be valid only if confirmed in writing by LEHMANN. Otherwise in case of doubt, changes and additions shall be binding only when confirmed in writing.
- 1.2. The customer shall be liable for the correctness of the documents and data it supplies, such as drawings, templates and samples.
- 1.3. The data, drawings and specifications given in catalogues, price lists or offer documents are approximate values customary in the industry unless expressly designated as binding in the acknowledgment.

#### 2. Time of delivery and delays

- 2.1. Periods of delivery and deadlines shall be deemed only approximate unless we have expressly promised in writing that they shall be binding. In the case of sales ex works the periods of delivery and deadlines shall be deemed met if the goods leave the factory/warehouse within the period of delivery or by the deadline. They shall likewise be deemed met upon notification of readiness for shipment if the goods cannot be dispatched on time through no fault of ours. In the case of call-off transactions and/or transactions where the buyer arranges collection of the goods purchased, making ready of the goods shall be deemed delivery.
- 2.2. The periods shall be extended appropriately if failure to meet periods of delivery is due to force majeure, e.g. mobilisation, war, riot or similar events such as strike or lockout. In such cases LEHMANN shall also be entitled to withdraw in full or in part from the unfulfilled part of the contract.
- 2.3. Compensation claims by the buyer for delayed delivery and compensation claims in lieu of performance shall be excluded in all cases of delayed delivery including after expiry of a time set by LEHMANN. This shall not apply to mandatory liability in cases of intent, gross negligence or injury to life, limb or health. The buyer may withdraw from the contract as provided by law only if LEHMANN is responsible for the delayed delivery and the buyer has set an appropriate extension of term of at least 4 weeks. The above provisions shall not imply a change to the burden of proof to the buyer's detriment.

#### 3. Pricing

Unless expressly otherwise agreed, prices are ex works, exclusive of value added tax at the rate in force and exclusive of packing, carriage, postage and insurance. The prices at the date of acknowledgment shall apply in principle. If a significant change occurs to certain cost factors, such as wages, input material or carriage, the agreed price may be adjusted appropriately according to the impact of the relevant cost factors unless there are mandatory legal provisions preventing this. Small orders up to a net goods value of EUR 250 are subject to an EUR 25 handling charge.

In principle, goods will be delivered only in standard packs. We reserve the right to increase orders according to our pack sizes. Packaging is not taken back. Unless otherwise agreed, LEHMANN will choose the type of packing.

#### 4. Terms of payment

- 4.1. All invoices are payable net within 30 days from the invoice date. Discount of 3% will be allowed for payment within 10 days provided that the buyer is not in default of settlement of accounts receivable.
- 4.2. Expenses such as bank charges levied upon remittance of the invoice value and the expenses of presentation of the shipping documents shall be to the buyer's account.
- 4.3. Cheques and bills will be discounted only on account of payment. Credit notes in respect of bills and cheques are issued subject to receipt of the expenses with the value date as at the date when the countervalue is at our disposal. Differences between the calculated rate and the official rate shall likewise be to the buyer's account. The risk of currency losses shall be borne by the buyer.
- 4.4. If the period of payment according to 4.1. is exceeded LEHMANN shall be entitled to charge interest for the year in the amount of 5 percentage points above the base interest rate in accordance with section 1 of the Base Interest Rates Transitional Act.
- 4.5. Rights of retention or offset are permissible only against claims that are undisputed or legally enforceable.
- 4.6. If the buyer is in arrears with a part payment LEHMANN may make the whole outstanding amount due immediately and withdraw from the contract and/or demand damages after first setting an appropriate time for payment or subsequent performance without result unless the setting of a time may be dispensed with according to provisions of law. If an invoice amount due is not paid despite two reminders, all outstanding invoice amounts shall become due immediately.

#### 5. Dispatch and passing of risk

The risk passes to the buyer, including in the case of delivery carriage prepaid, when the goods are handed over to the person in charge of shipping or loaded on to a vehicle by LEHMANN. LEHMANN shall be entitled but not obliged to insure deliveries in the buyer's name and for the buyer's account. In the case of damage in transit the buyer shall immediately ascertain the facts with the carrier or the appropriate bodies and inform LEHMANN.

#### 6. Making to order

Unless otherwise agreed the goods will be delivered in the shipping units indicated in the order documents. Smaller order quantities are subject to special agreement. Part deliveries of a reasonable volume are permissible. In the case of making to order the unit delivery may be subject to a shortfall or excess of up to 10%.

## General terms and conditions

### 7. Industrial property rights

LEHMANN retains ownership and copyright in illustrations, drawings and other documents. They shall not be made accessible to third parties without LEHMANN's consent and they shall be returned to LEHMANN immediately on request. If the making of goods according to the buyer's drawings, samples or other data infringes third party industrial property rights, the buyer shall indemnify LEHMANN from all claims.

### 8. Retention of title

- 8.1. Goods supplied shall remain our property until satisfaction of all our claims arising from the entire business relationship. If the realisable value of all our security rights exceeds the amount of all the secured claims by more than 10% we will release a corresponding part of the security rights upon request by the buyer.
- 8.2. The buyer is prohibited from pledging goods subject to retention of title or assigning them as security. The buyer is permitted to dispose of the reserved goods in the ordinary course of business. The buyer hereby assigns to us all its claims against third parties arising from resale of the reserved goods. The buyer is authorised to collect such claims even after assignment. Authority to collect may be revoked at any time.
- 8.3. Processing or conversion of the object of sale by the buyer is always undertaken on LEHMANN's behalf. If the object of sale is processed with other objects not belonging to us we shall acquire joint ownership of the new thing in proportion to the value of the object of sale to the other objects processed at the time of processing.
- 8.4. The buyer shall notify us immediately in the case of seizures, attachments or other third party disposals or encroachments.
- 8.5. If the buyer is in breach of its obligations, in particular in case of delay in payment, we shall be entitled to withdraw from the contract and take back the goods upon expiry without result of an appropriate time allowed for the buyer to perform, notwithstanding the legal provisions relating to the dispensability of setting a time. The buyer shall be obliged to surrender the goods.

### 9. Defects of quality

We shall be liable as follows for defects of quality:

- 9.1. All parts or deliveries presenting a defect of quality within the period of limitation shall be repaired, re-delivered or re-manufactured at our option free of charge if the cause predates the passing of risk.
- 9.2. Claims for defects shall become statute-barred in 12 months. This shall not apply in cases of injury to life, limb or health, intentional or grossly negligent breach of duty or concealment of a defect with intent to deceive.
- 9.3. The buyer shall notify defects of quality without delay and within 8 days at the latest following receipt of the objects sold.
- 9.4. In case of complaints about defects the buyer's payments may be retained to an extent in an appropriate proportion to the defects of quality concerned. The buyer may retain payments only if a complaint is made about defects the justification for which is in no doubt. If a complaint about defects is unjustifiably made we shall be entitled to demand reimbursement of our expenses by the buyer.
- 9.5. LEHMANN shall first of all be given an opportunity of subsequent performance within an appropriate time. If subsequent performance is unsuccessful the buyer may withdraw from the contract or reduce the payment, notwithstanding any compensation claims in accordance with clause 10.
- 9.6. Warranty claims shall not apply in the case of minor deviation from the agreed quality, minor impairment of usability, natural wear and tear or damage occurring after passing of risk due to incorrect or negligent treatment, excessive stress, unsuitable operating consumables or special external influences not presupposed in the contract. If improper modifications or repairs are carried out by the buyer or third parties, no warranty claims shall apply to these or to the consequences ensuing.
- 9.7. Buyer's claims for expenses necessary for the purpose of subsequent performance, such as transport, travel, labour and material expenses, shall be excluded if the expenses are increased by subsequently taking the object delivered to a place other than the buyer's establishment unless such transfer is in accordance with its intended use.
- 9.8. The buyer shall be entitled to claim under a right of recourse against the seller in accordance with section 478 of the German Civil Code only if the buyer has not made any agreements with its customer that go beyond the statutory warranty claims. 9.9. Compensation claims shall also be subject to clause 10. Claims by the buyer further or other than as provided for here against LEHMANN and its agents due to a defect shall be excluded.

### 10. General limitations of liability

We shall not be liable for losses caused by us, our legal representatives or agents through ordinary negligence. This applies regardless of the legal nature of the claim made, in particular arising from default, other breach of duty or tort. This limitation of liability shall not apply to damage due to injury to life, limb or health or to breach of essential contractual obligations.

### 11. Place of performance and jurisdiction

The place of performance for the obligations arising from transactions, with respect to both delivery and payment, shall be Minden, Westphalia. The place of jurisdiction for both parties shall be Minden, Westphalia irrespective of the amount in dispute.

### 12. Choice of law

German substantive law shall apply exclusively to legal relations in connection with this contract.

### 13. Partial ineffectiveness

Should any of the above clauses be or become ineffective, the ineffective provisions shall be replaced by provisions coming as close as possible to the economic purpose of the ineffective provisions, taking appropriate account of both parties' interests.

Stand September 2003

## Standards and guidelines



### DIN EN 16014

Hardware for furniture – Furniture locks – Requirements and testing

LEHMANN hardware for furniture is produced in accordance with DIN EN 16014 (Hardware for furniture - Strength and durability of locking mechanisms) by the DIN Woodworking and Furniture Standards Committee (NHM).

LEHMANN hardware for furniture is monitored internally in compliance with DIN EN 16014.



### RoHS (EU Directive 2002/95/EC dated 27.1.2003)

The materials and products supplied by LEHMANN meet with the RoHS requirements (EU Directive 2002/95/EC dated 27.1.2003).

They do not contain the following substances, or in no more than the maximum concentration permitted according to the RoHS Directive:

- Lead, lead compounds and alloys
- Cadmium, cadmium compounds and alloys
- Mercury, mercury compounds and alloys
- Hexavalent chromium
- Polybrominated biphenyl (PBB) and polybrominated diphenylether (PBDE)

This confirmation also applies for materials and products to be supplied in future, according to the present status as of September 2012 and current requirements.



### REACH Regulation (EC) No. 1907/2006

REACH stands for Registration, Evaluation, Authorization and Restriction of Chemicals. The Regulation came into force throughout the European Union on 1 June 2007.

As a manufacturer of locks and fittings, LEHMANN is a downstream user as defined by the REACH Regulation (EC) No. 1907/2006. The manufacturers and importers, i.e. our suppliers, are responsible for pre-registration and subsequent registration of the raw materials and substances which we use.

As a downstream user, we fully meet with our obligation to communicate in the supply chain. Safety data sheets are available for the substances which we use. A REACH officer has been appointed.



### Polycyclic aromatic hydrocarbons (PAH)

Articles and parts supplied by our company for which PAH could be a factor of relevance in the dye concentrates used meet with the requirements pursuant to

- the Hazardous Substances Ordinance (GefStoffV), Annex IV No. 28 (Polycyclic aromatic hydrocarbons PAH), dated 23.12.2004
- the regulations governing award of the GS (Safety Tested) mark as from 1.4.2008 (min. category 2).

Extract:

Parameter	Category 1	Category 2	Category 3
	Materials in contact with foods or materials destined for use in items to be used in the mouth and for toys for children < 36 months.	Materials with foreseeable skin contact, more than 30 seconds (longer term skin contact) and toys not covered by Category 1.	Materials with foreseeable skin contact less than 30 seconds (short term skin contact) or without skin contact.
Benzo[a]pyren mg/kg	Not detectable (<0.2)	1	20
Total 16 PAH (EPA) mg/kg	Not detectable (<0.2)	10	200





# Zertifikat

Die LGA InterCert Zertifizierungsgesellschaft mbH bescheinigt hiermit als akkreditierte und anerkannte Zertifizierungsstelle für Qualitätsmanagementsysteme, dass das Unternehmen

**Lehmann Vertriebsgesellschaft mbH & Co. KG**  
Uphauser Weg 82  
32429 Minden  
Deutschland

in den Bereichen: Vertrieb von Schloss-Systemen für Möbel  
mit den Unternehmen

Martin Lehmann  
GmbH & Co. KG  
Am Kohlgraben 6-10  
32429 Minden  
Deutschland

Möbelschlossfabrik Brandenburg  
GmbH & Co. KG  
Potsdamer Landstraße 14-16  
14776 Brandenburg an der Havel  
Deutschland

GOLDIN-Druckguss  
GmbH & Co. KG  
Feldstraße 25  
32457 Porta Westfalica  
Deutschland

HUWIL Locks  
GmbH & Co. KG  
Weccostraße 7-11  
53783 Eitorf  
Deutschland

in den Bereichen: Entwicklung und Herstellung von Schloss-Systemen für Möbel.  
ein gemeinsames

## Qualitätsmanagementsystem

nach

### DIN EN ISO 9001:2008

Qualitätsmanagementsysteme - Anforderungen  
eingeführt hat und anwendet.

Durch ein Zertifizierungsaudit der LGA InterCert Zertifizierungsgesellschaft mbH wurde der Nachweis erbracht, dass das QM-System des Unternehmens die Anforderung des oben genannten Standards erfüllt.

**Erstzertifizierung im April 2006**

Gültigkeit des Zertifikates bis 26. April 2015

Registriernummer: **QM-1920760**

Nürnberg, den 4. Juli 2012



Andrea Sterl  
Prokuristin

  
Siegfried Loos  
Leitender Auditor





## Allgemeine Geschäftsbedingungen

### Anerkennung der Lieferbedingungen

Allen Angeboten und Vereinbarungen liegen ausschließlich nachfolgende Bedingungen zugrunde; abweichende Bedingungen des Käufers, die nicht ausdrücklich schriftlich anerkannt werden, sind nicht verbindlich. Alle Angebote der LEHMANN Vertriebsgesellschaft mbH & Co. KG (im folgenden kurz LEHMANN genannt) sind grundsätzlich freibleibend, es sei denn, eine andere Vereinbarung ist ausdrücklich zugrunde gelegt.

### 1. Auftragserteilung

- 1.1. Maßgebend für den Abschluss eines Kaufvertrages und den Umfang der sich daraus ergebenden Lieferverpflichtungen ist die Abgabe entsprechender schriftlicher Willenserklärungen beider Vertragsparteien. Mündliche Nebenabreden sind nicht getroffen. Sofern von Personen, die für LEHMANN nicht zur Vertretung bevollmächtigt sind, von diesem Vertrag abweichende oder ihn ergänzende Vereinbarungen getroffen werden, wozu auch die Aufhebung dieser Schriftformklausel gehört, bedürfen sie zu ihrer Wirksamkeit der schriftlichen Bestätigung durch LEHMANN. Auch sonst sind im Zweifel Änderungen und Ergänzungen erst dann verbindlich, wenn sie schriftlich bestätigt sind.
- 1.2. Der Besteller haftet für die Richtigkeit der von ihm zu liefernden Unterlagen, wie insbesondere Zeichnungen, Lehren und Muster.
- 1.3. Die in Katalogen, Preislisten oder den zum Angebot gehörenden Unterlagen enthaltenen Angaben, Zeichnungen und Leistungsbeschreibungen sind branchenübliche Näherungswerte, es sei denn, dass sie in der Auftragsbestätigung ausdrücklich als verbindlich bezeichnet werden.

### 2. Lieferzeit und Lieferverzögerungen

- 2.1. Lieferfristen und Termine gelten nur annähernd, es sei denn, dass wir eine schriftliche Zusage ausdrücklich als verbindlich gegeben haben. Bei Verkäufen ab Werk sind die Lieferfristen und Termine eingehalten, wenn die Ware innerhalb der Lieferfrist oder zu dem Liefertermin das Werk/Lager verlässt, sie gelten ferner mit der Meldung der Versandbereitschaft als eingehalten, wenn die Ware ohne unser Verschulden nicht rechtzeitig abgesandt werden kann. Bei Abrufgeschäften und/oder bei Geschäften, bei denen der Käufer die Abholung der gekauften Ware veranlasst, gilt die Bereitstellung der Ware als Lieferung.
- 2.2. Ist die Nichteinhaltung von Lieferfristen auf höhere Gewalt, z. B. Mobilmachung, Krieg, Aufruhr oder ähnliche Ereignisse, z. B. Streik, Aussperrung zurückzuführen, verlängern sich diese Fristen angemessen. In diesen Fällen ist LEHMANN auch berechtigt, wegen des nicht erfüllten Teiles vom Vertrag ganz oder teilweise zurückzutreten.
- 2.3. Sowohl Schadensersatzansprüche des Käufers wegen Verzögerung der Lieferung als auch Schadensersatzansprüche statt der Leistung sind in allen Fällen verzögerter Lieferung, auch nach Ablauf einer LEHMANN gesetzten Frist ausgeschlossen. Dies gilt nicht, soweit in Fällen des Vorsatzes, der groben Fahrlässigkeit oder wegen der Verletzung des Lebens, des Körpers oder der Gesundheit zwingend gehaftet wird. Vom Vertrag kann der Käufer im Rahmen der gesetzlichen Bestimmungen nur zurücktreten, soweit die Verzögerung der Lieferung von LEHMANN zu vertreten ist und der Käufer eine angemessene Nachfrist von mindestens 4 Wochen gesetzt hat. Eine Änderung der Beweislast zum Nachteil des Käufers ist mit den vorstehenden Regelungen nicht verbunden.

### 3. Preisstellung

Die Preise verstehen sich, soweit nichts anderes ausdrücklich vereinbart ist, zuzüglich der jeweils gültigen Mehrwertsteuer ab Werk und schließen Verpackungen, Fracht, Porto und Versicherung nicht ein. Es gelten grundsätzlich die Preise am Tage der Auftragsbestätigung. Tritt eine wesentliche Änderung bestimmter Kostenfaktoren, wie insbesondere der Kosten für Löhne, Vormaterial oder Fracht ein, so kann der vereinbarte Preis entsprechend dem Einfluss der maßgebenden Kostenfaktoren in angemessenem Umfang angepasst werden, sofern nicht zwingende gesetzliche Vorschriften entgegenstehen. Für Kleinaufträge bis zu einem Nettowarewert von EURO 250,00 berechnen wir einen Bearbeitungszuschlag von EURO 25,00. Lieferung von Artikeln erfolgt grundsätzlich nur in Standardpackungen. Wir behalten uns vor, Bestellungen entsprechend unseren Verpackungsgrößen zu erhöhen. Verpackung wird nicht zurückgenommen. Sofern nichts anderes vereinbart ist, wählt LEHMANN die Verpackungsart.

### 4. Zahlungsbedingungen

- 4.1. Alle Rechnungen sind innerhalb von 30 Tagen ab Rechnungsdatum ohne Abzug zahlbar. Bei Zahlung innerhalb von 10 Tagen werden, soweit der Käufer nicht mit der Begleichung von Warenforderungen im Verzug ist, 3 % Skonto gewährt.
- 4.2. Spesen, wie z. B. bei der Überweisung des Rechnungswertes anfallende Bankspesen sowie die Spesen bei Einlösung der Verschiffungsdokumente, gehen zu Lasten des Käufers.
- 4.3. Die Hereinnahme von Schecks und Wechseln erfolgt nur zahlungshalber. Gutschriften über Wechsel und Schecks erfolgen vorbehaltlich des Eingangs der Auslagen mit Wertstellung des Tages, an dem wir über den Gegenwert verfügen können. Differenzen zwischen dem berechneten Kurs und dem amtlichen Kurs gehen ebenfalls zu Lasten des Käufers. Die Gefahr von Währungsverlusten trägt der Käufer.
- 4.4. Bei Überschreitung der Zahlungsfrist nach 4.1. ist LEHMANN berechtigt, für das Jahr Zinsen in Höhe von 5 Prozentpunkten über dem Basiszinssatz gem. § 1 Diskontsatz-Überleitungs-Gesetz zu berechnen.
- 4.5. Zurückbehaltungsrechte oder die Aufrechnung sind nur zulässig mit unbestrittenen oder rechtskräftig festgestellten Forderungen.
- 4.6. Kommt der Käufer mit einer Teilleistung in Rückstand, so kann LEHMANN die gesamte Restforderung sofort fällig stellen und vom Vertrag zurücktreten und/oder Schadensersatz verlangen, nachdem sie zuvor erfolglos eine angemessene Frist zur Leistung oder Nacherfüllung bestimmt hat, soweit die Fristsetzung nicht nach gesetzlichen Bestimmungen entbehrlich ist. Wird ein fälliger Rechnungsbetrag trotz zweimaliger Mahnung nicht bezahlt, werden alle noch offenen Rechnungsbeträge sofort fällig.

### 5. Versand und Gefahrübergang

Die Gefahr geht - auch bei frachtfreier Lieferung - auf den Käufer über, wenn die Ware dem Versandbeauftragten übergeben oder auf ein Fahrzeug von LEHMANN verladen worden ist. LEHMANN ist berechtigt, aber nicht verpflichtet, Lieferungen im Namen und für Rechnung des Käufers zu versichern. Bei Transportschäden hat der Käufer unverzüglich eine Tatbestandsaufnahme bei dem Frachtführer bzw. bei den zuständigen Stellen zu veranlassen und LEHMANN zu benachrichtigen.

### 6. Sonderanfertigung

Die Lieferung erfolgt mangels abweichender Vereinbarung in den aus den Auftragsunterlagen ersichtlichen Versandeinheiten. Niedrigere Bestellmengen bedürfen einer Sondervereinbarung. Teillieferungen in zumutbarem Umfang sind zulässig. Werden Sonderanfertigungen bestellt, so darf die stückzahlmäßige Lieferung bis 10 % unter- oder überschritten werden.

## Allgemeine Geschäftsbedingungen

### 7. Schutzrechte

An Abbildungen, Zeichnungen und sonstigen Unterlagen behält sich LEHMANN Eigentums- und Urheberrecht vor, sie dürfen ohne Einwilligung von LEHMANN Dritten nicht zugänglich gemacht werden und sind auf Verlangen unverzüglich an LEHMANN zurückzusenden. Werden bei der Anfertigung der Ware nach Zeichnungen, Mustern oder sonstigen Angaben des Käufers Schutzrechte Dritter verletzt, so stellt dieser LEHMANN von sämtlichen Ansprüchen frei.

### 8. Eigentumsvorbehalt

- 8.1. Die gelieferten Waren bleiben unser Eigentum bis zur Erfüllung aller unserer Ansprüche aus der gesamten Geschäftsverbindung. Soweit der realisierbare Wert aller Sicherungsrechte, die uns zustehen, die Höhe aller gesicherten Ansprüche um mehr als 10 % übersteigt, werden wir auf Wunsch des Käufers einen entsprechenden Teil der Sicherungsrechte freigeben.
- 8.2. Während des Bestehens des Eigentumsvorbehalts ist dem Käufer eine Verpfändung oder Sicherungsübereignung untersagt. Der Käufer ist berechtigt, die Vorbehaltsware im ordentlichen Geschäftsgang zu veräußern. Er tritt uns hiermit schon jetzt alle Forderungen ab, die ihm aus der Weiterveräußerung der Vorbehaltsware gegen Dritte erwachsen. Zur Einziehung dieser Forderungen ist der Käufer auch nach der Abtretung ermächtigt. Die Einzugsermächtigung ist jederzeit widerruflich.
- 8.3. Eine Verarbeitung oder Umbildung der Kaufsache durch den Käufer wird stets für LEHMANN vorgenommen. Wird die Kaufsache mit anderen, uns nicht gehörenden Gegenständen verarbeitet, so erwerben wir das Miteigentum an der neuen Sache im Verhältnis des Wertes der Kaufsache zu den anderen verarbeiteten Gegenständen zur Zeit der Verarbeitung.
- 8.4. Bei Pfändungen, Beschlagnahmen oder sonstigen Verfügungen oder Eingriffen Dritter hat der Käufer uns unverzüglich zu benachrichtigen.
- 8.5. Bei Pflichtverletzungen des Käufers, insbesondere bei Zahlungsverzug, sind wir nach erfolglosem Ablauf einer dem Käufer gesetzten angemessenen Frist zur Leistung zum Rücktritt und zur Rücknahme berechtigt; die gesetzlichen Bestimmungen über die Entbehrlichkeit einer Fristsetzung bleiben unberührt. Der Käufer ist zur Herausgabe verpflichtet.

### 9. Sachmängel

Für Sachmängel haften wir wie folgt:

- 9.1. Alle diejenigen Teile oder Lieferungen sind nach unserer Wahl unentgeltlich nachzubessern, neu zu liefern oder neu zu erbringen, die innerhalb der Verjährungsfrist einen Sachmangel aufweisen, sofern dessen Ursache bereits im Zeitpunkt des Gefahrüberganges vorlag.
- 9.2. Sachmängelansprüche verjähren in 12 Monaten. Dies gilt nicht in Fällen der Verletzung des Lebens, des Körpers oder der Gesundheit, bei einer vorsätzlichen oder grob fahrlässigen Pflichtverletzung und bei arglistigem Verschweigen eines Mangels.
- 9.3. Der Käufer hat Sachmängel unverzüglich, spätestens binnen 8 Tagen nach Empfang der verkauften Gegenstände schriftlich zu rügen.
- 9.4. Bei Mängelrügen dürfen Zahlungen des Käufers in einem Umfang zurückgehalten werden, die in einem angemessenen Verhältnis zu den aufgetretenen Sachmängeln stehen. Der Käufer kann Zahlungen nur zurückhalten, wenn eine Mängelrüge geltend gemacht wird, über deren Berechtigung kein Zweifel bestehen kann. Erfolgte die Mängelrüge zu Unrecht, sind wir berechtigt, die uns entstandenen Aufwendungen vom Käufer ersetzt zu verlangen.
- 9.5. Zunächst ist LEHMANN Gelegenheit zur Nacherfüllung innerhalb angemessener Frist zu gewähren. Schlägt die Nacherfüllung fehl, kann der Käufer - unbeschadet etwaiger Schadensersatzansprüche gem. Ziffer 10. - vom Vertrag zurücktreten oder die Vergütung mindern.
- 9.6. Mängelansprüche bestehen nicht bei nur unerheblicher Abweichung von der vereinbarten Beschaffenheit, bei nur unerheblicher Beeinträchtigung der Brauchbarkeit, bei natürlicher Abnutzung oder Schäden, die nach dem Gefahrübergang infolge fehlerhafter oder nachlässiger Behandlung, übermäßiger Beanspruchung, ungeeigneter Betriebsmittel oder aufgrund besonderer äußerer Einflüsse entstehen, die nach dem Vertrag nicht vorausgesetzt sind. Werden vom Käufer oder Dritten unsachgemäß Änderungen oder Instandsetzungsarbeiten vorgenommen, so bestehen für diese und die daraus entstehenden Folgen ebenfalls keine Mängelansprüche.
- 9.7. Ansprüche des Käufers wegen der zum Zwecke der Nacherfüllung erforderlichen Aufwendungen, insbesondere Transport-, Wege-, Arbeits- und Materialkosten sind ausgeschlossen, soweit die Aufwendungen sich erhöhen, weil der Gegenstand der Lieferung nachträglich an einen anderen Ort als die Niederlassung des Käufers verbracht worden ist, es sei denn, die Verbringung entspricht seinem bestimmungsgemäßen Gebrauch.
- 9.8. Rückgriffsansprüche des Käufers gegen den Verkäufer gem. § 478 BGB bestehen nur insoweit, als der Käufer mit seinem Abnehmer keine über die gesetzlichen Mängelansprüche hinausgehenden Vereinbarungen getroffen hat.
- 9.9. Für Schadensersatzansprüche gilt im übrigen Ziffer 10. Weitergehende oder andere als die hier geregelten Ansprüche des Käufers gegen LEHMANN und deren Erfüllungsgehilfen wegen eines Mangels sind ausgeschlossen.

### 10. Allgemeine Haftungsbegrenzungen

Wir haften nicht für Schäden, die wir, ein gesetzlicher Vertreter oder Erfüllungsgehilfe durch einfache Fahrlässigkeit verursacht haben. Dies gilt ohne Rücksicht auf die Rechtsnatur des geltend gemachten Anspruchs, insbesondere aus Verzug, sonstiger Pflichtverletzung oder unerlaubter Handlung. Diese Haftungsbeschränkung gilt nicht für Schäden aus der Verletzung des Lebens, des Körpers oder der Gesundheit und aus der Verletzung wesentlicher Vertragspflichten.

### 11. Erfüllungsort und Gerichtsstand

Als Erfüllungsort für die aus den Geschäften sich ergebenden Verbindlichkeiten, sowohl hinsichtlich der Lieferung wie auch Zahlung, gilt Minden/Westfalen als vereinbart. Gerichtsstand für beide Teile ist ohne Rücksicht auf die Höhe des Streitgegenstandes Minden/Westfalen.

### 12. Anzuwendendes Recht

Für die Rechtsbeziehungen im Zusammenhang mit diesem Vertrag gilt ausschließlich deutsches materielles Recht.

### 13. Unwirksamkeit von Klauseln

Sollten einzelne der vorstehenden Klauseln unwirksam sein oder werden, so sollen an die Stelle der unwirksamen Bedingungen solche Regelungen treten, die dem wirtschaftlichen Zweck der Bedingungen unter angemessener Wahrung der beiderseitigen Interessen am nächsten kommen.

Stand September 2003

## Normen und Richtlinien



### EN 16014

Möbelschlösser und Beschläge – Möbelschlösser – Anforderungen und Prüfungen

LEHMANN Möbelschlösser und Beschläge werden nach DIN EN 16014 (Möbelschlösser und Beschläge - Anforderungen und Prüfungen) vom Normenausschuss Holzwirtschaft und Möbel (NHM) im DIN gefertigt.  
LEHMANN Möbelschlösser und Beschläge werden Intern nach DIN EN 16014 überwacht.



### RoHS (EU-Richtlinie 2002/95/EG vom 27.01.2003)

Die von LEHMANN gelieferten Materialien und Produkte entsprechen den Anforderungen der RoHS (EU-Richtlinie 2002/95/EG vom 27.01.2003)

Folgende Stoffe sind nicht oder maximal in nach RoHS erlaubten Konzentrationen enthalten.

- Blei, Bleiverbindungen und -legierungen
- Cadmium, Cadmiumverbindungen und -legierungen
- Quecksilber, Quecksilberverbindungen und -legierungen
- Sechswertiges Chrom
- Polybromiertes Biphenyl (PBB) und polybromiertes Diphenylether (PBDE)

Diese Bestätigung gilt nach heutigem Stand September 2012 und aktuellen Anforderungen auch für zukünftige zu liefernde Materialien und Produkte.



### REACH- Verordnung Nr. 1907/2006(EG)

REACH steht für **R**egistration, **E**valuation, **A**uthorisation and **R**estriction of **C**hemicals; also für die Registrierung, Bewertung, Zulassung und Beschränkung von Chemikalien. Es handelt sich dabei um eine EU-Chemikalienverordnung, die am 1. Juni 2007 in Kraft getreten ist.

LEHMANN ist im Sinne der **REACH-Verordnung 1907/2006(EG)** als Schloss- und Beschlaghersteller ein **nachgeschalteter Anwender**. Die Vorregistrierung sowie die anschließende Registrierung der von uns verwendeten Rohstoffe und Substanzen obliegt den Herstellern bzw. Importeuren, also unseren Lieferanten.

Unserer Verpflichtung zur Kommunikation in der Lieferkette kommen wir als nachgeschalteter Anwender in vollem Umfang nach. Für die von uns verarbeiteten Stoffe werden **Sicherheitsdatenblätter** geführt. Ein **REACH-Beauftragter** ist benannt.



### Polyzyklische Aromatische Kohlenwasserstoffe (PAK)

Die von uns angebotenen Artikel und Bauteile mit einer Relevanz bezüglich einer PAK-Belastung der eingesetzten Farbkonzentrate entsprechen den Vorgaben

- der GefStoffV, Anhang IV Nr. 28 (Polyzyklische aromatische Kohlenwasserstoffe PAK) vom 23.12.04
- den Vorgaben der GS-Zeichenvergabe ab dem 01.04.2008 (min. Kategorie 2).

Auszug:

Parameter	Kategorie 1	Kategorie 2	Kategorie 3
	Materialien im Kontakt mit Lebensmitteln oder Materialien, die dazu bestimmt sind, in den Mund genommen zu werden und Spielzeug für Kinder < 36 Monate	Materialien mit vorhersehbarem Hautkontakt, länger als 30 s (längerfristiger Hautkontakt) und Spielzeug, das nicht unter Kategorie 1 fällt	Materialien mit vorhersehbarem Hautkontakt bis zu 30 s (kurzfristiger Hautkontakt) oder ohne Hautkontakt
Benzo[a]pyren mg/kg	nicht nachweisbar (<0,2)	1	20
Summe 16 PAK (EPA) mg/kg	nicht nachweisbar (<0,2)	10	200

Quelle: Zentralstelle der Länder für Sicherheitstechnik (ZLS) – ZEK 01-08



# Zertifikat

Die LGA InterCert Zertifizierungsgesellschaft mbH bescheinigt hiermit als akkreditierte und anerkannte Zertifizierungsstelle für Qualitätsmanagementsysteme, dass das Unternehmen

**Lehmann Vertriebsgesellschaft mbH & Co. KG**  
Uphauser Weg 82  
32429 Minden  
Deutschland

in den Bereichen: Vertrieb von Schloss-Systemen für Möbel  
mit den Unternehmen

**Martin Lehmann**  
GmbH & Co. KG  
Am Kohlgraben 6-10  
32429 Minden  
Deutschland

**Möbelschlossfabrik Brandenburg**  
GmbH & Co. KG  
Potsdamer Landstraße 14-16  
14776 Brandenburg an der Havel  
Deutschland

**GOLDIN-Druckguss**  
GmbH & Co. KG  
Feldstraße 25  
32457 Porta Westfalica  
Deutschland

**HUWIL Locks**  
GmbH & Co. KG  
Wecostraße 7-11  
53783 Eitorf  
Deutschland

in den Bereichen: Entwicklung und Herstellung von Schloss-Systemen für Möbel.  
ein gemeinsames

## Qualitätsmanagementsystem

nach

### DIN EN ISO 9001:2008

Qualitätsmanagementsysteme - Anforderungen  
eingeführt hat und anwendet.

Durch ein Zertifizierungsaudit der LGA InterCert Zertifizierungsgesellschaft mbH wurde der Nachweis erbracht, dass das QM-System des Unternehmens die Anforderung des oben genannten Standards erfüllt.

**Erstzertifizierung im April 2006**


Gültigkeit des Zertifikates bis 26. April 2015

Registriernummer: **QM-1920760**

Nürnberg, den 4. Juli 2012



Andrea Sterl  
Prokuristin

  
Siegfried Loos  
Leitender Auditor

General terms and conditions

Allgemeine Geschäftsbedingungen

No updating service is provided for this catalogue.  
For the latest details on our products, please go to  
**[www.lehmann-locks.com](http://www.lehmann-locks.com)**  
where you will find the information you require.



Dieser Katalog unterliegt keinem Änderungs-  
dienst. Aktuelle Informationen über unsere Pro-  
dukte finden Sie im Internet unter:

**[www.lehmann-locks.com](http://www.lehmann-locks.com)**

Bei Bedarf informieren Sie sich dort.